



## Neighborhood Report

**RE/MAX Real Estate**  
**Allentown - Bethlehem - Easton**  
**Office: (A) 610-770-9000**  
**Office: (B) 610-691-6100**  
**Office: (E) 610-258-9600**  
**Web: [www.LehighValleyHome.com](http://www.LehighValleyHome.com)**

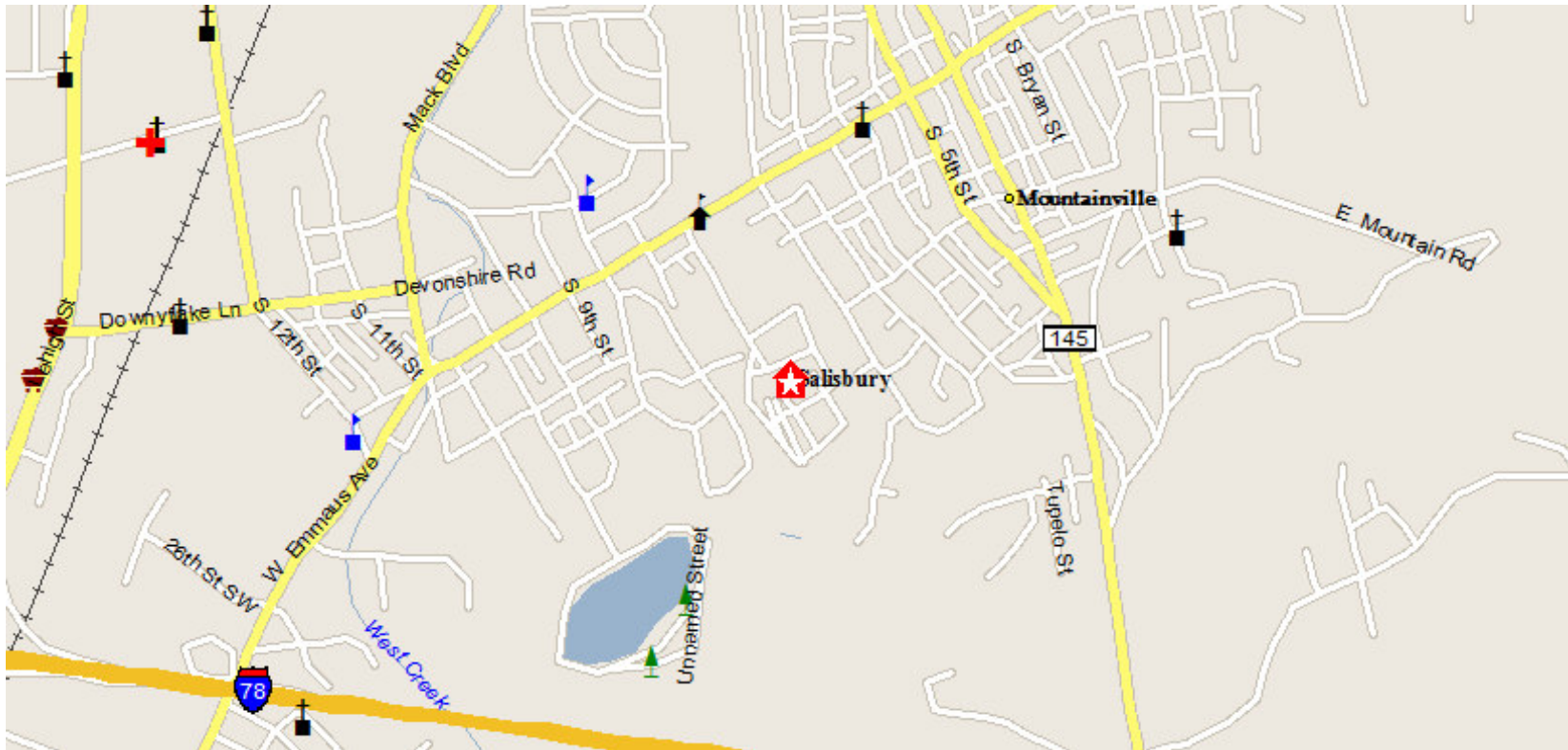


**RE/MAX**  
**real estate**  
Allentown · Bethlehem · Easton





## SALISBURY, TOWNSHIP OF (LEHIGH COUNTY), PA





## Area Facts

---

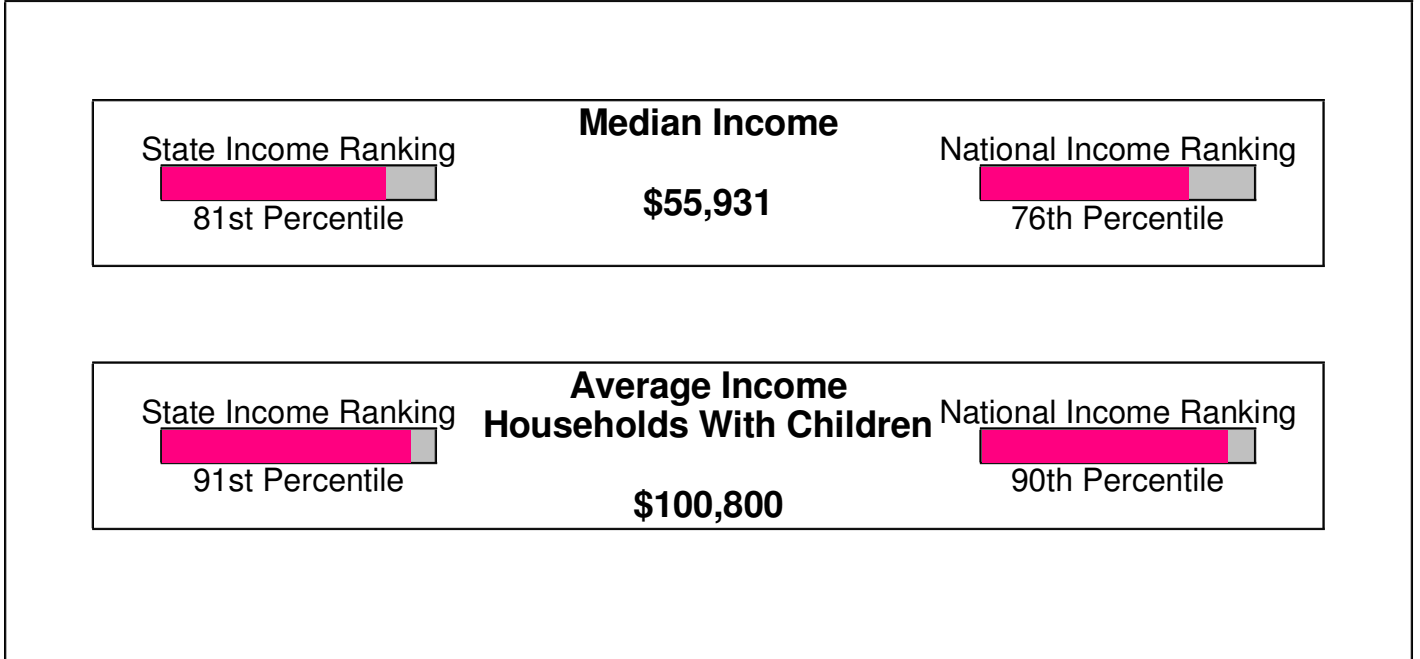
# Salisbury, Township of (Lehigh County)

Prepared by RE/MAX Real Estate

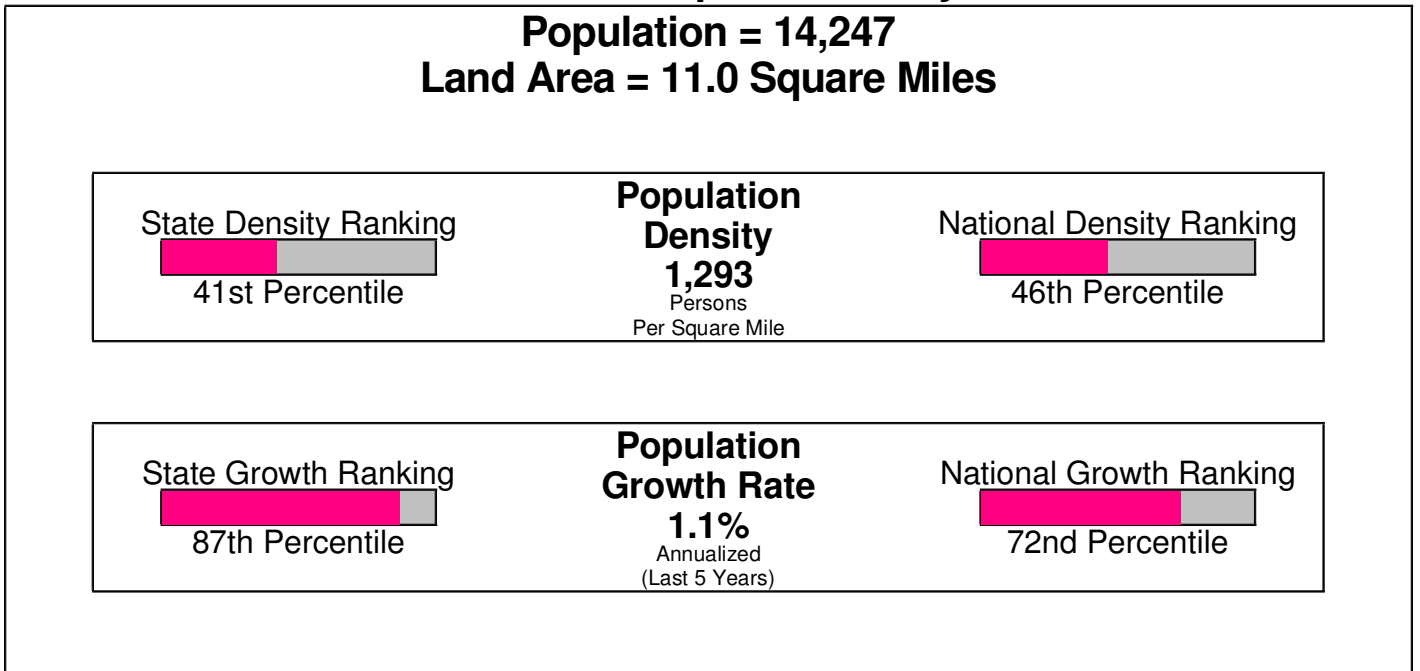




## Income For Township of Salisbury

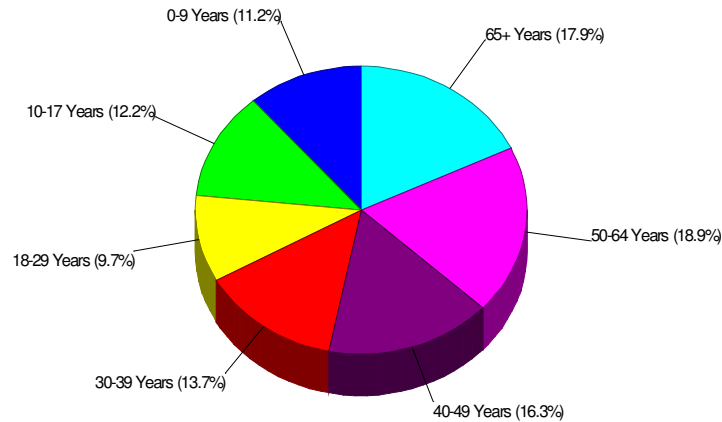


## Population For Township of Salisbury



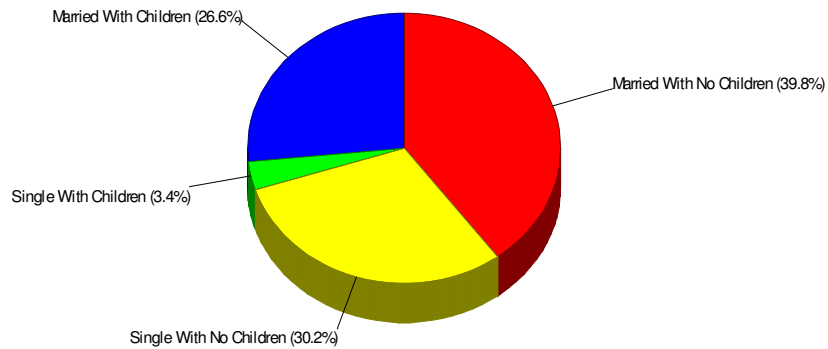


### Age Breakdown For Township of Salisbury Average Age = 41.8 Years



### Household Characteristics For Township of Salisbury

66.4% Married  
30.0% With Children



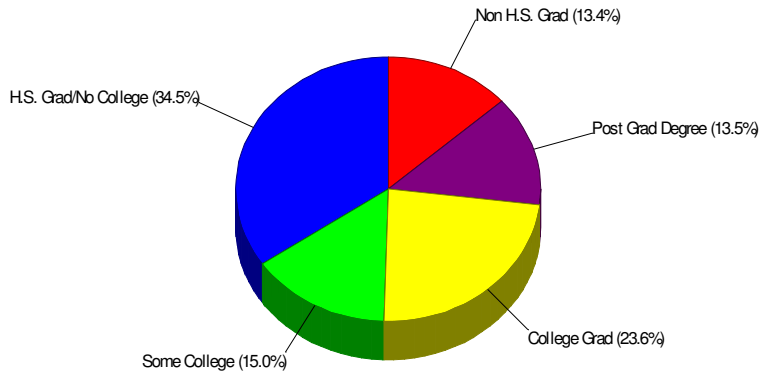
Prepared by RE/MAX Real Estate





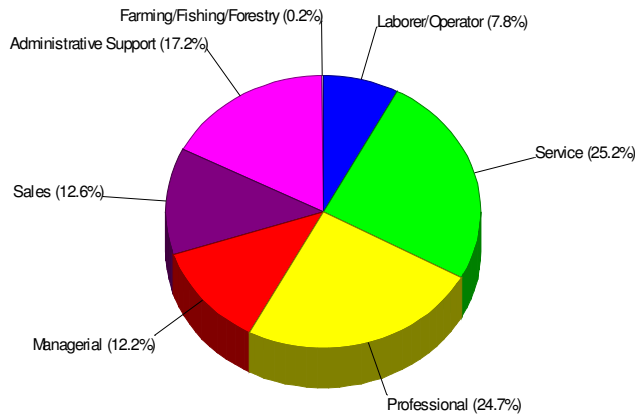
## Adult Education Level For Township of Salisbury

**86.6% High School Graduates  
37.1% College Graduates**



## Employment For Township of Salisbury

**Average Travel Time To Work = 24.0 Minutes**



**Occupation**



## School Information

---

# Salisbury, Township of (Lehigh County)

Prepared by RE/MAX Real Estate





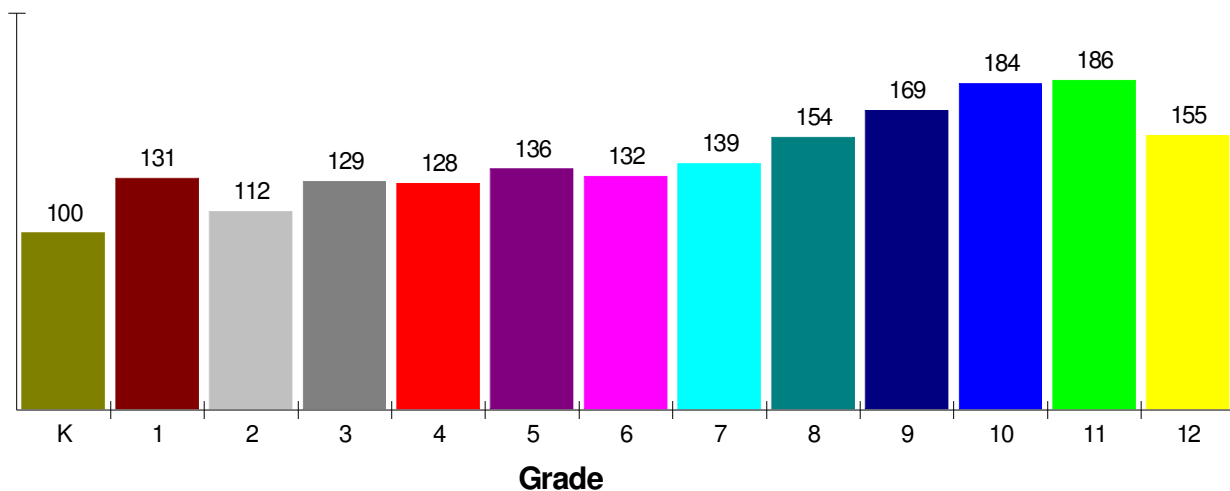
## General Facts FOR SALISBURY TOWNSHIP SCHOOLS

SALISBURY TOWNSHIP SCHOOLS  
1140 SALISBURY RD  
ALLENTOWN, PA 18103

Type:	(610)797-2062	Independent Local District
Grade Range:		K - 12
Schools:		4
Teacher:		118
Students:		1,855
Student/Teacher Ratio:		15.7 To 1
Student/Librarian Ratio:		463.8 To 1
Secondary Student/Guidance Ratio:		347.0 To 1

## Student Enrollment By Grade FOR SALISBURY TOWNSHIP SCHOOLS

**Total Enrollment = 1,855**



National Enrollment Ranking: 5,232 of 15,679 (66th Percentile)  
State Enrollment Ranking: 331 of 529 (37th Percentile)

Prepared by RE/MAX Real Estate

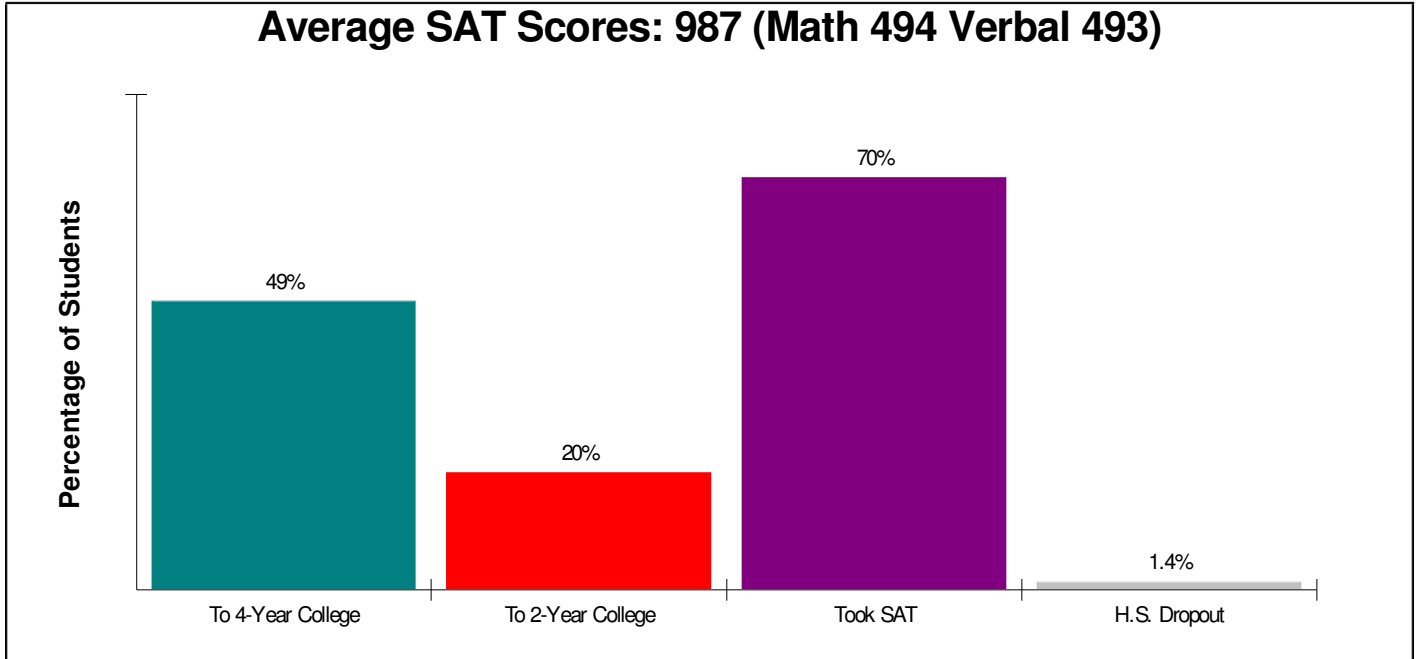






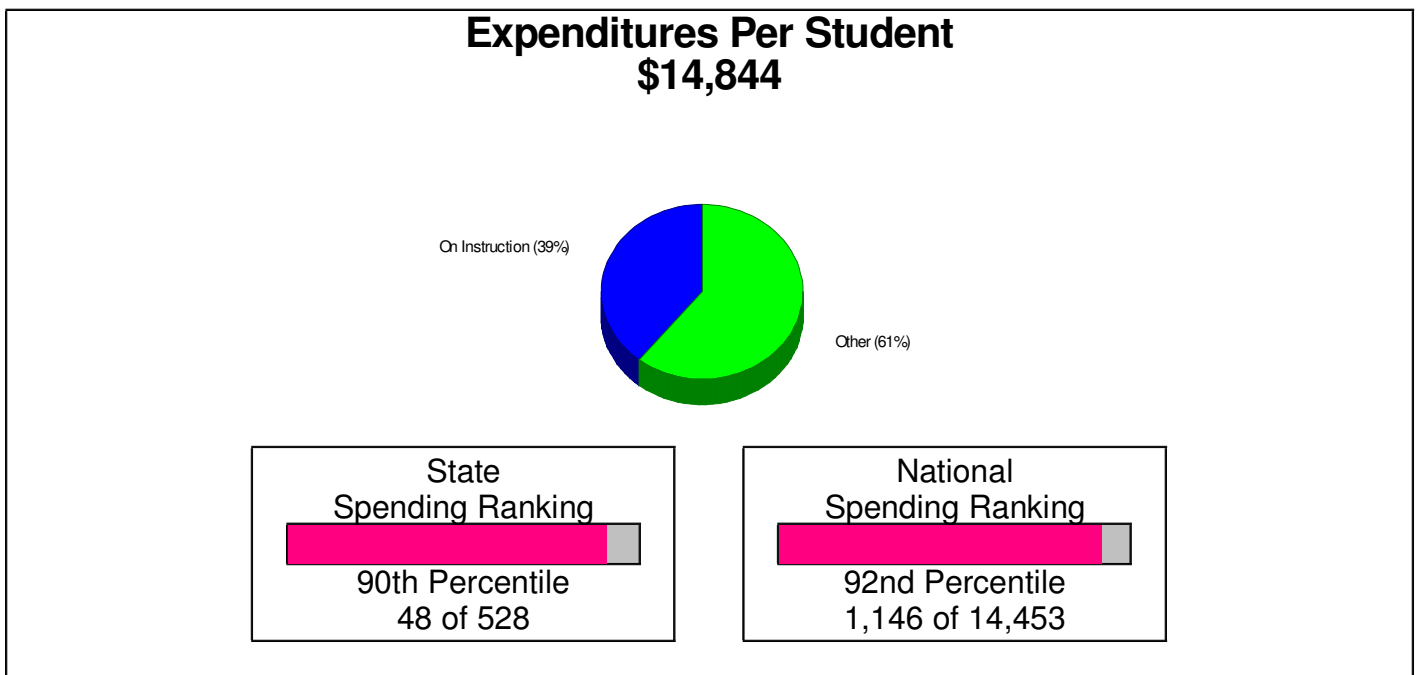
## High School Statistics FOR SALISBURY TOWNSHIP SCHOOLS

**Average SAT Scores: 987 (Math 494 Verbal 493)**



## School Expenditures FOR SALISBURY TOWNSHIP SCHOOLS

**Expenditures Per Student  
\$14,844**

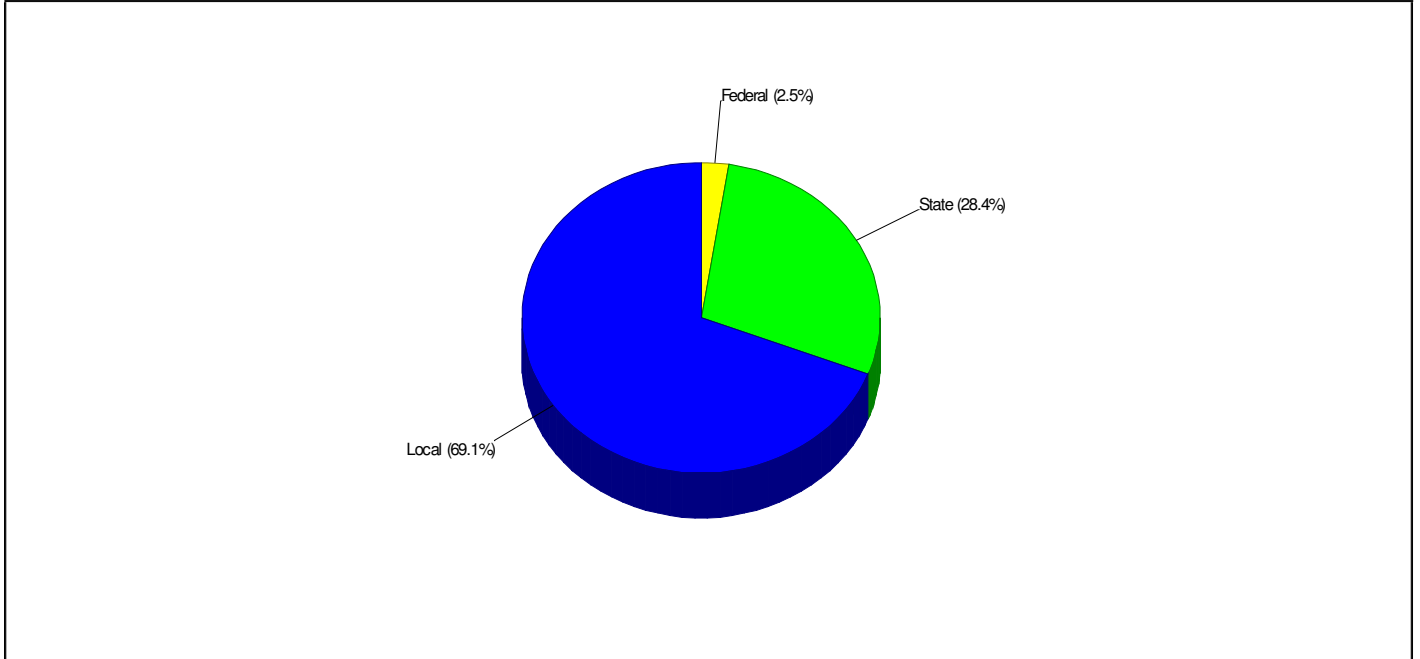


Prepared by RE/MAX Real Estate





## School Funding FOR SALISBURY TOWNSHIP SCHOOLS



Prepared by RE/MAX Real Estate





## Public Schools for District

---

**SALISBURY SENIOR HIGH SCHOOL** Phone: (610)791-3641  
500 E MONTGOMERY ST, ALLENTOWN, PA 18103 Grades: 10 - 12

<b>Distance from Subject:</b> 1.3 Miles	<b>School Type:</b> Regular
<b>Student/Teacher Ratio:</b> 17.3 to 1	<b>Students/Teachers:</b> 503/29
<b>Mascot:</b> Falcons	<b>School Colors :</b> Navy & White
<b>Average SAT:</b> 987 (Math 494 Verbal 493)	<b>Graduates To 2-Year College:</b> 20.0%
<b>Students Taking SAT:</b> 70.0%	<b>Graduates To 4-Year College:</b> 49.0%

---

**HARRY S TRUMAN ELEMENTARY SCHOOL** Phone: (610)791-2800  
1400 GASKILL AVE, ALLENTOWN, PA 18103 Grades: K - 5

<b>Distance from Subject:</b> 2.1 Miles	<b>School Type:</b> Regular
<b>Student/Teacher Ratio:</b> 14.3 to 1	<b>Students/Teachers:</b> 430/30
<b>Mascot:</b> Beary S. Truman	<b>School Colors :</b> Royal & White

---

**WESTERN SALISBURY ELEMENTARY SCHOOL** Phone: (610)797-1688  
3201 DEVONSHIRE RD, ALLENTOWN, PA 18103 Grades: K - 5

<b>Distance from Subject:</b> 2.2 Miles	<b>School Type:</b> Regular
<b>Student/Teacher Ratio:</b> 16.1 to 1	<b>Students/Teachers:</b> 274/17
<b>Mascot:</b> Koalas	<b>School Colors :</b> Royal & White

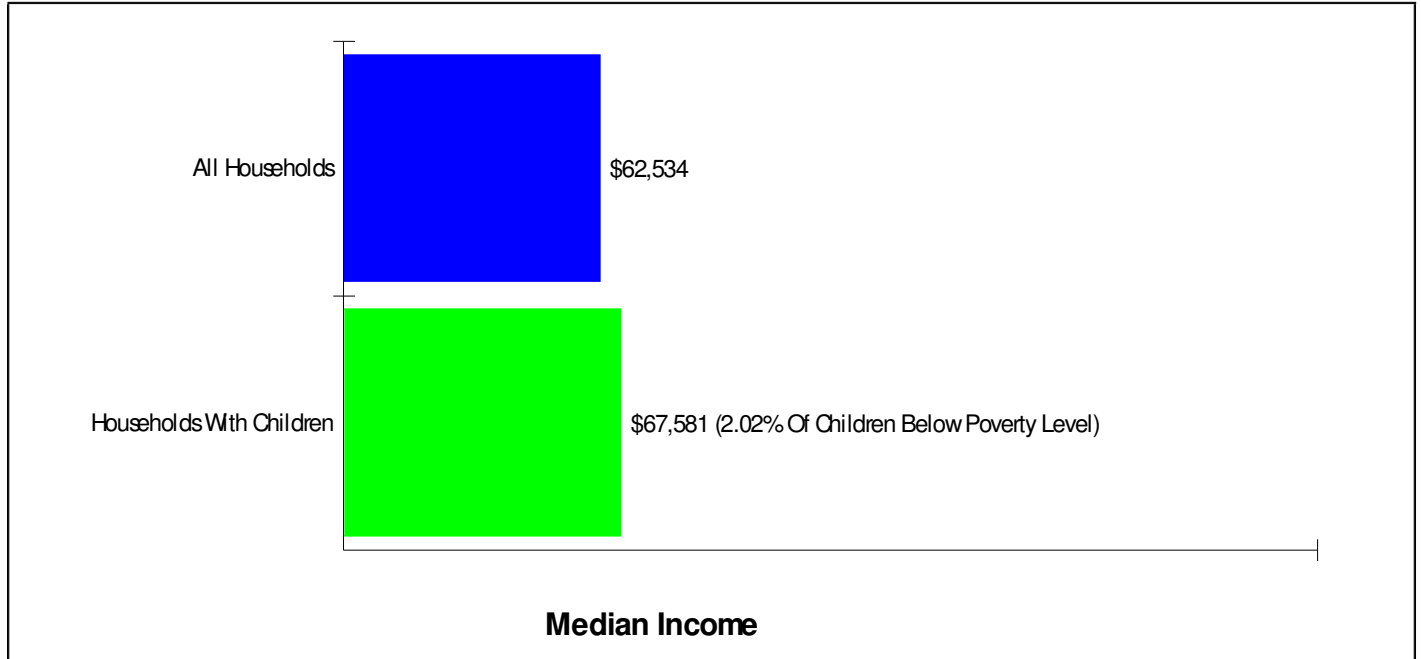
---

**SALISBURY MIDDLE SCHOOL** Phone: (610)791-0830  
3301 DEVONSHIRE RD, ALLENTOWN, PA 18103 Grades: 6 - 9

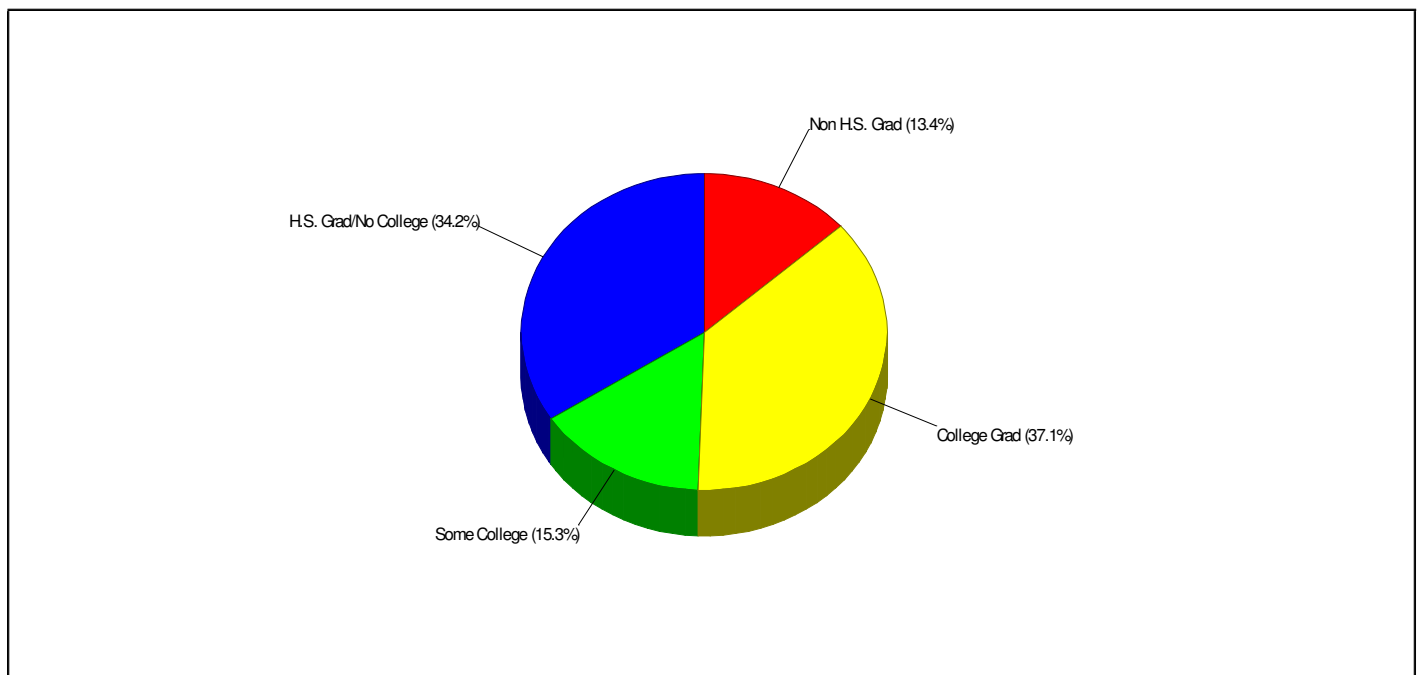
<b>Distance from Subject:</b> 2.3 Miles	<b>School Type:</b> Regular
<b>Student/Teacher Ratio:</b> 13.7 to 1	<b>Students/Teachers:</b> 574/42
<b>Mascot:</b> Falcons	<b>School Colors :</b> Navy & White



## Income FOR SALISBURY TOWNSHIP SCHOOLS



## Parent Education Level FOR SALISBURY TOWNSHIP SCHOOLS



Prepared by RE/MAX Real Estate





## Private Schools

Private School Enrollment= 23.73% within School District

### CHILDREN FIRST COMMUNITY ACAD

ALLENTOWN, PA 18103  
 Distance from Subject: 0.4 Miles  
 Affiliation: Baptist  
 Students: 69

Phone: (610)433-2323  
 Grades: PK - 12  
 School Type: Not Given  
 Gender: Coed  
 Student/Teacher Ratio: 10.8 to 1

Enrollment By Grade: PK-15 K-7 1-4 2-4 3-3 4-4 5-3 6-4 7-4 8-4 9-4

### LITTLE PEOPLE DAY CARE SCHOOL

2310 S 12 St., ALLENTOWN, PA 18103  
 Distance from Subject: 0.7 Miles  
 Affiliation: Nonsectarian  
 Students: 61  
 Enrollment By Grade: PK-41 K-20

Phone: (610)791-4554  
 Grades: PK - K  
 School Type: Early Childhood  
 Gender: Coed  
 Student/Teacher Ratio: 20.0 to 1

### ST. PAUL ELEMENTARY SCHOOL

219 W Susquehanna St., ALLENTOWN, PA 18103  
 Distance from Subject: 1.4 Miles  
 Affiliation: Roman Catholic  
 Students: 222  
 Student/ Homeroom Ratio: 24.7  
 School Colors: Royal & White  
 Enrollment By Grade: K-24 1-17 2-19 3-29 4-25 5-23 6-31 7-30 8-24

Phone: (610)797-5321  
 Grades: K - 8  
 School Type: Regular  
 Gender: Coed  
 Student/Teacher Ratio: 20.0 to 1  
 Mascot: Panthers

### MERCY SPECIAL LEARNING CENTER

830 S Woodward St., ALLENTOWN, PA 18103  
 Distance from Subject: 1.5 Miles  
 Affiliation: Roman Catholic  
 Students: 76  
 Student/ Homeroom Ratio: 9.5  
 School Colors: Red & Gold  
 Enrollment By Grade: UG-61 PK-15

Phone: (610)797-8242  
 Grades: PK - Ungraded  
 School Type: Special Education  
 Gender: Coed  
 Student/Teacher Ratio: 7.3 to 1  
 Mascot: Mustangs

### SWAIN SCHOOL

1100 S 24th St., ALLENTOWN, PA 18103  
 Distance from Subject: 2.4 Miles  
 Affiliation: Nonsectarian  
 Students: 343  
 Student/ Homeroom Ratio: 16.3  
 School Colors: Red & White  
 Enrollment By Grade: PK-74 K-33 1-38 2-34 3-31 4-35 5-24 6-28 7-23 8-23

Phone: (610)433-4542  
 Grades: PK - 8  
 School Type: Regular  
 Gender: Coed  
 Student/Teacher Ratio: 8.2 to 1  
 Mascot: Cougars



## Private Schools

Private School Enrollment= 23.73% within School District

**KIDSPACE N C/ WASHINGTON SCHOOL**  
 1610 E Emmaus Ave, ALLENTOWN, PA 18103  
**Distance from Subject:** 2.6 Miles  
**Affiliation:** Nonsectarian  
**Students:** 167  
**Student/ Homeroom Ratio:** 11.1  
**School Colors:** Maroon & Gray  
**Enrollment By Grade:** UG-167

**Phone:** (610)799-8000  
**Grades:** Ungraded  
**School Type:** Special Education  
**Gender:** Coed  
**Student/Teacher Ratio:** 8.0 to 1  
**Mascot:** Trusties

**CENTRAL CATHOLIC HIGH SCHOOL**  
 301 N 4th St., ALLENTOWN, PA 18102  
**Distance from Subject:** 2.6 Miles  
**Affiliation:** Roman Catholic  
**Students:** 956  
**Student/ Homeroom Ratio:** 21.2  
**School Colors:** Gold & Kelly Green  
**Enrollment By Grade:** 9-251 10-231 11-237 12-237

**Phone:** (610)437-4601  
**Grades:** 9 - 12  
**School Type:** Regular  
**Gender:** Coed  
**Student/Teacher Ratio:** 21.1 to 1  
**Mascot:** Vikings

**SACRED HEART**  
 325 N 4th St., ALLENTOWN, PA 18102  
**Distance from Subject:** 2.7 Miles  
**Affiliation:** Roman Catholic  
**Students:** 166  
**Student/ Homeroom Ratio:** 16.6  
**School Colors:** Maroon & Gray  
**Enrollment By Grade:** PK-13 K-21 1-13 2-22 3-16 4-17 5-22 6-13 7-19 8-10

**Phone:** (610)437-3031  
**Grades:** PK - 8  
**School Type:** Regular  
**Gender:** Coed  
**Student/Teacher Ratio:** 16.5 to 1  
**Mascot:** Tigers

**MAGIC YEARS**  
 224 N 17TH St., ALLENTOWN, PA 18104  
**Distance from Subject:** 2.7 Miles  
**Affiliation:** Nonsectarian  
**Students:** 12  
**Enrollment By Grade:** K-12

**Phone:** (610)402-2949  
**Grades:** K  
**School Type:** Early Childhood  
**Gender:** Coed  
**Student/Teacher Ratio:** 12.0 to 1

**CATHEDRAL SAINT CATHERINE**  
 210 N 18th St., ALLENTOWN, PA 18104  
**Distance from Subject:** 2.8 Miles  
**Affiliation:** Roman Catholic  
**Students:** 534  
**Student/ Homeroom Ratio:** 21.4  
**School Colors:** Purple & Gold  
**Enrollment By Grade:** PK-41 K-56 1-57 2-48 3-87 4-49 5-60 6-54 7-42 8-40

**Phone:** (610)425-8981  
**Grades:** PK - 8  
**School Type:** Regular  
**Gender:** Coed  
**Student/Teacher Ratio:** 21.5 to 1  
**Mascot:** Bobcats



## Housing Information

---

# Salisbury, Township of (Lehigh County)

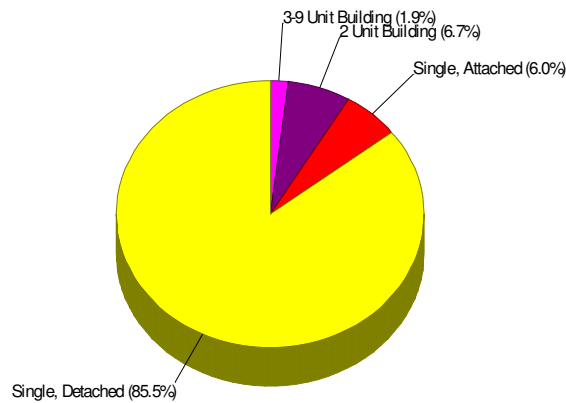
Prepared by RE/MAX Real Estate





## Housing Characteristics For Neighborhood Within Township of Salisbury

**Average Age of Housing 44 years**



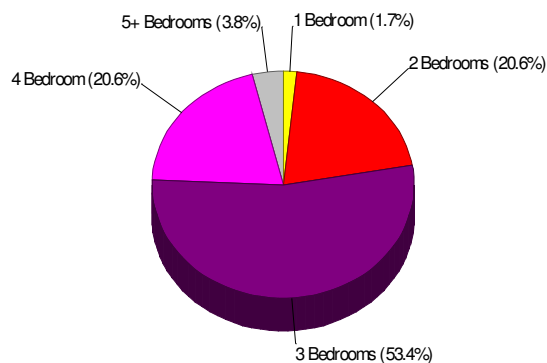
**Type of Dwelling**

## Home Ownership For Neighborhood Within Township of Salisbury

**Owner Occupied Households = 88.1%**

**Median Housing Value = \$231,118**

**Median Number of Bedrooms = 3**



**Home Size Breakdown**

Prepared by RE/MAX Real Estate



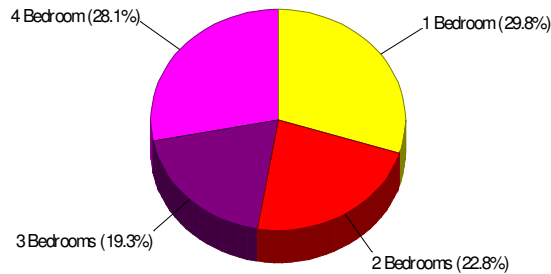




## Rental

### For Neighborhood Within Township of Salisbury

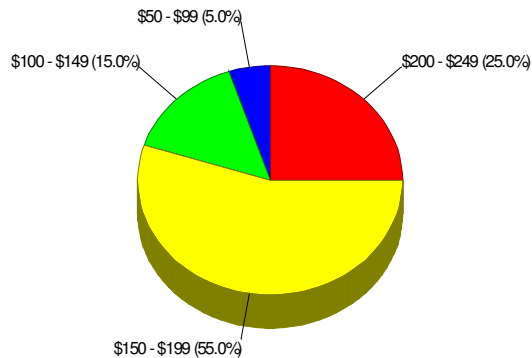
**Renter Occupied Households = 11.9%**  
**Median Monthly Rent = \$602**  
**Median Number of Bedrooms = 2**



Home Size Breakdown

## Home Sales Pricing Pattern (Closest 20)

**Median Price = \$177,500**  
**Average Price = \$172,250**



Dollars In Thousands  
Homes Sold In Past Year



## Crime Information

---

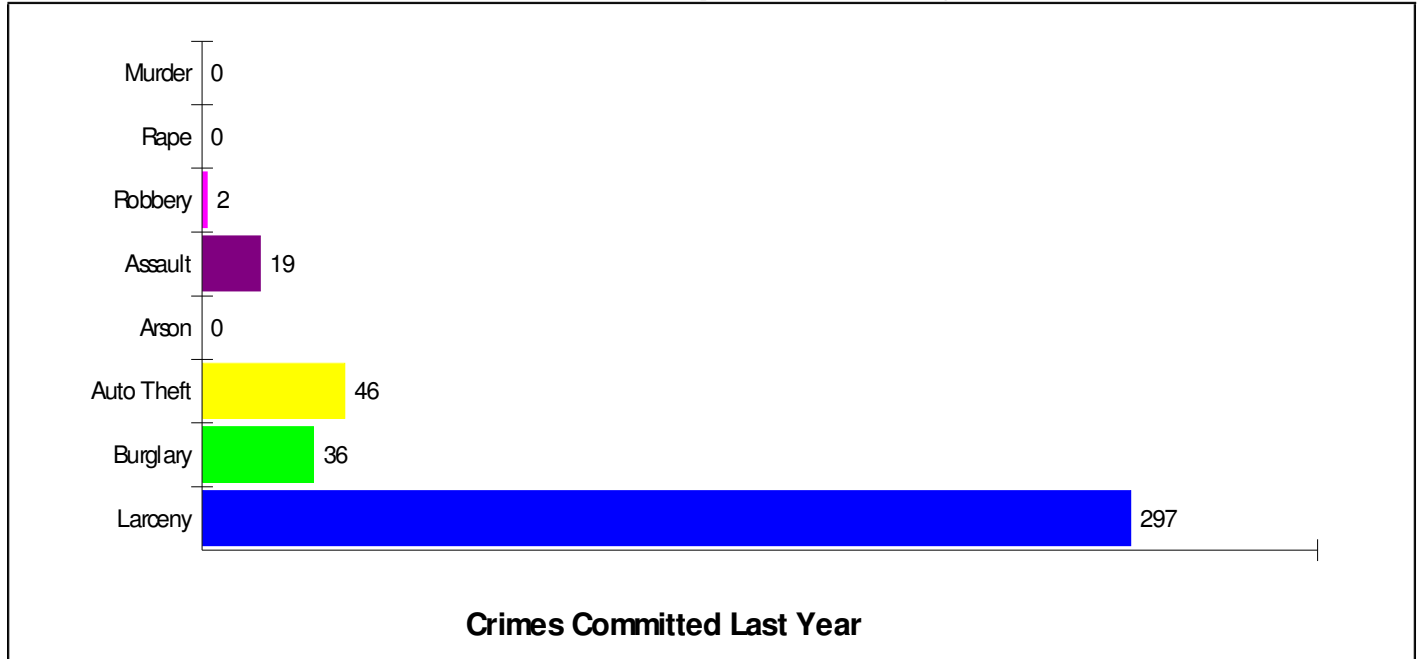
# Salisbury, Township of (Lehigh County)

Prepared by RE/MAX Real Estate







## Crime Incidents For Township of Salisbury



## Crime Index For Township of Salisbury

**eNeighborhoods Crime Index™**

<p>State Ranking</p>  <p>64th Percentile</p>	563	<p>National Ranking</p>  <p>42nd Percentile</p>
---	-----	--

**2.90% Chance Of Being The Victim Of A Crime**

**0.15% Chance Of Being The Victim Of A Bodily Crime**



## Climate Information

---

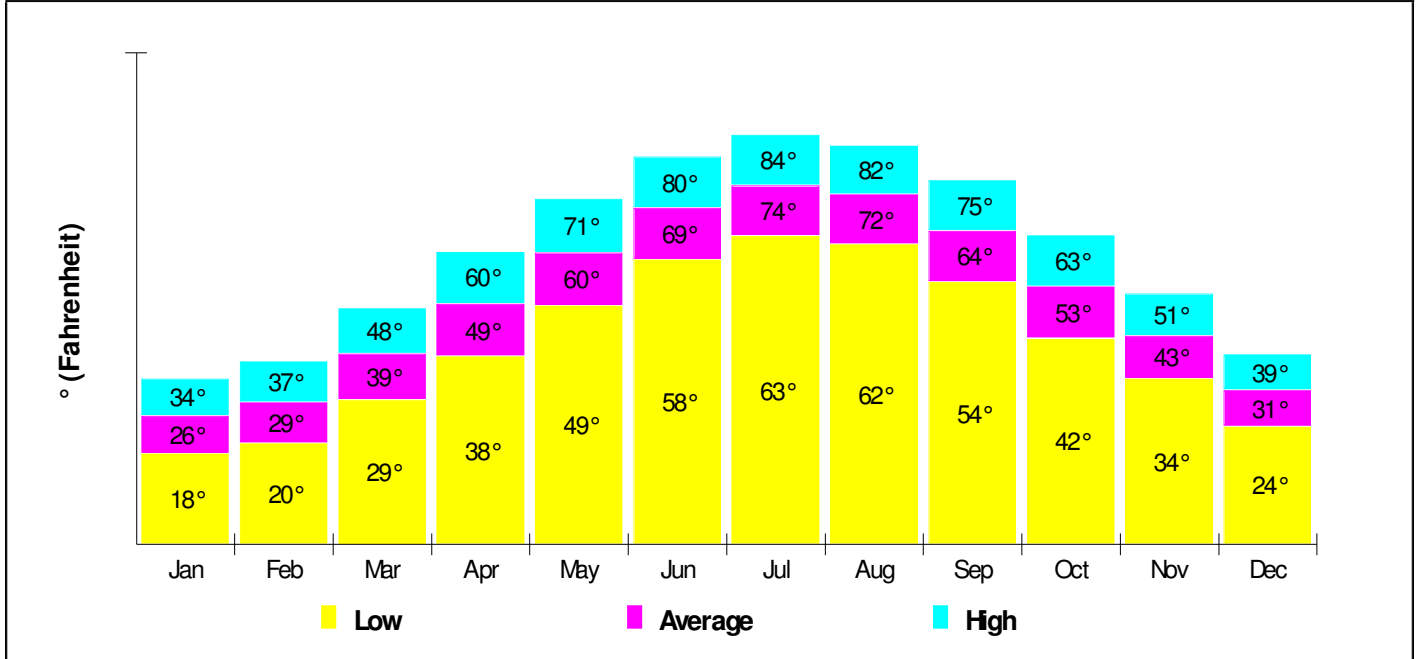
# Salisbury, Township of (Lehigh County)

Prepared by RE/MAX Real Estate

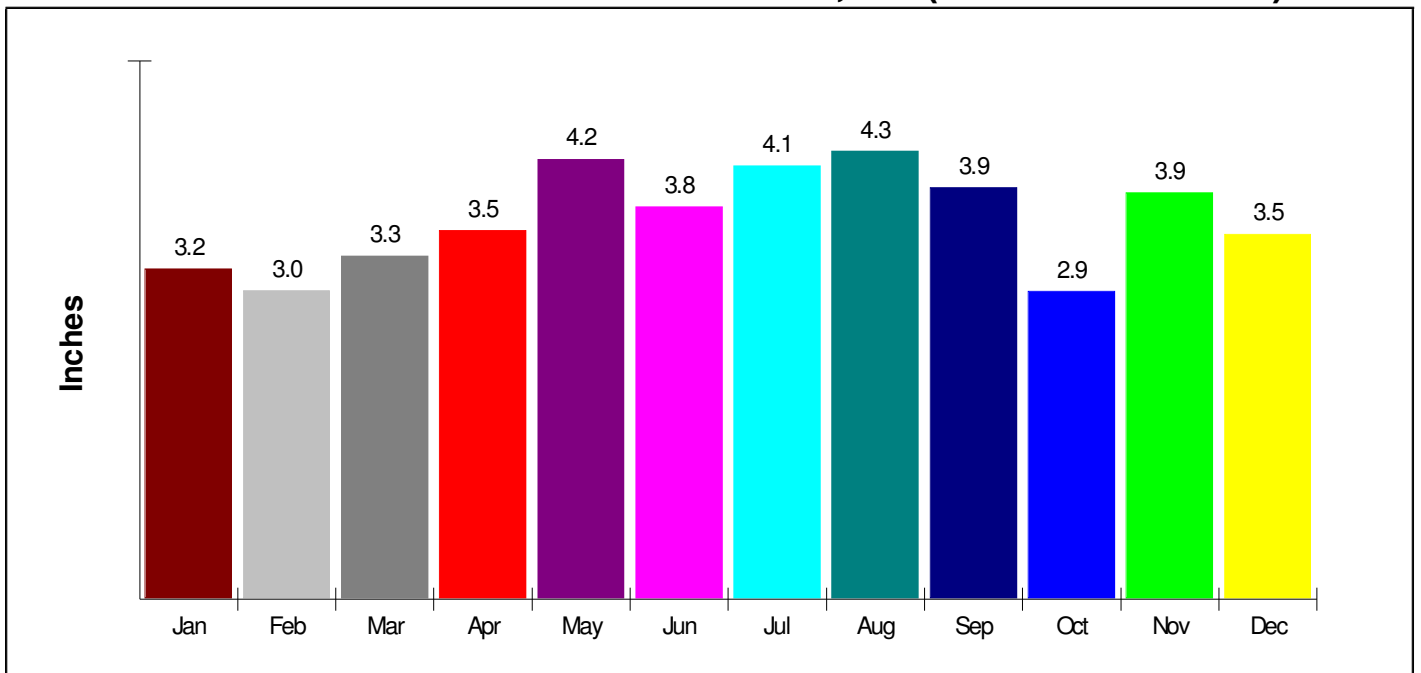




## Temperature Measured at ALLENTOWN AIRPORT, PA (elevation = 388ft. )



## Average Precipitation Measured at ALLENTOWN AIRPORT, PA (elevation = 388ft. )



Prepared by RE/MAX Real Estate





Houses of Worship

---

## Salisbury, Township of (Lehigh County)

Prepared by RE/MAX Real Estate





## Houses of Worship

**TRINITY MEMRL LUTHERAN CHURCH**  
535 W EMMAUS AVE, ALLENTOWN, PA 18103  
**Denomination:** Lutheran Churches

**Phone:** (610)797-4774  
**Distance from Subject:** 0.40 miles

**LEHIGH VALLEY PRESBYTERIAN CHURCH**  
116 E JOHNSTON ST, ALLENTOWN, PA 18103  
**Denomination:** Presbyterian Churches

**Phone:** (610)797-8320  
**Distance from Subject:** 0.70 miles

**ST ANDREW'S LUTHERAN CHURCH**  
4330 W ROCK RD, ALLENTOWN, PA 18103  
**Denomination:** Lutheran Churches

**Phone:** (610)797-9575  
**Distance from Subject:** 0.80 miles

**ST JOHN'S CHURCH OF FAITH**  
2538 APPEL ST, ALLENTOWN, PA 18103  
**Denomination:** Covenant & Evangelical Churches

**Phone:** (610)776-7211  
**Distance from Subject:** 0.90 miles

**ALLENTOWN CHURCH OF GOD**  
1928 CHAPEL AVE, ALLENTOWN, PA 18103  
**Denomination:** Churches of God

**Phone:** (610)797-4300  
**Distance from Subject:** 1.00 miles

**BISHOP'S ANNUAL APPEAL**  
2141 DOWNYFLAKE LN, ALLENTOWN, PA 18103  
**Denomination:** Churches, Denomination Unknown

**Phone:** (610)797-6657  
**Distance from Subject:** 1.00 miles

**CHRIST EVANGELICAL LUTHERAN CHURCH**  
GROVE RD, ALLENTOWN, PA 18103  
**Denomination:** Lutheran Churches

**Phone:** (610)264-2122  
**Distance from Subject:** 1.10 miles

**EMMANUEL ASSEMBLY OF GOD**  
WYOMING & LEHIGH PRKWY, ALLENTOWN, PA 18103  
**Denomination:** Assembly of God Churches

**Phone:** (610)432-0982  
**Distance from Subject:** 1.10 miles

**EMMANUEL UNITED METHODIST CHURCH**  
S 9TH & W EMAUS AV, ALLENTOWN, PA 18103  
**Denomination:** Methodist Churches

**Phone:** (610)797-1571  
**Distance from Subject:** 1.10 miles

**EVANGELICAL CHRISTIAN CHURCH**  
IRVING & E GREEN, ALLENTOWN, PA 18103  
**Denomination:** Covenant & Evangelical Churches

**Phone:** (610)433-6160  
**Distance from Subject:** 1.10 miles



## Houses of Worship

---

**ZION EVANGLCL CONGREGATIONAL CHURCH**

222 W SUSQ, ALLENTOWN, PA 18103

**Denomination:** Covenant & Evangelical Churches**Phone:** (610)791-0214**Distance from Subject:** 1.10 miles

---

**GRACE LUTHERAN CHURCH**

HALL &amp; ST JOHN, ALLENTOWN, PA 18103

**Denomination:** Lutheran Churches**Phone:** (610)434-7014**Distance from Subject:** 1.10 miles

---

**SAINT ANDREWS LUTHERAN CHURCH**

S PIKES AV &amp; W ROCK RD, ALLENTOWN, PA 18103

**Denomination:** Lutheran Churches**Phone:** (610)797-3282**Distance from Subject:** 1.10 miles

---

**SAINT ELIZABETH EPISCOPAL CHURCH**

S HALL &amp; WYOMING, ALLENTOWN, PA 18103

**Denomination:** Episcopal Churches**Phone:** (610)437-2012**Distance from Subject:** 1.10 miles

---

**SAINT MARKS UNITED CHURCH CHRIST**

52 E SUSQ, ALLENTOWN, PA 18103

**Denomination:** Churches of Christ**Phone:** (610)797-0181**Distance from Subject:** 1.10 miles





## County Facts

---

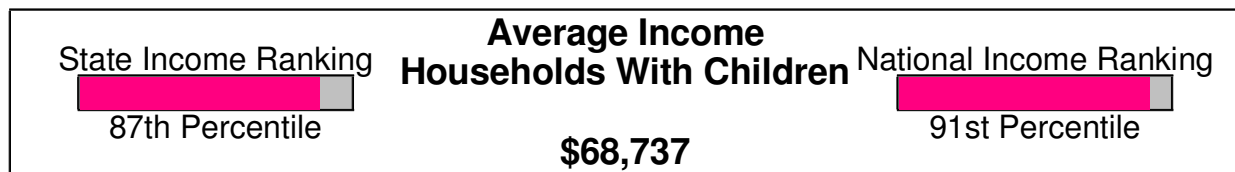
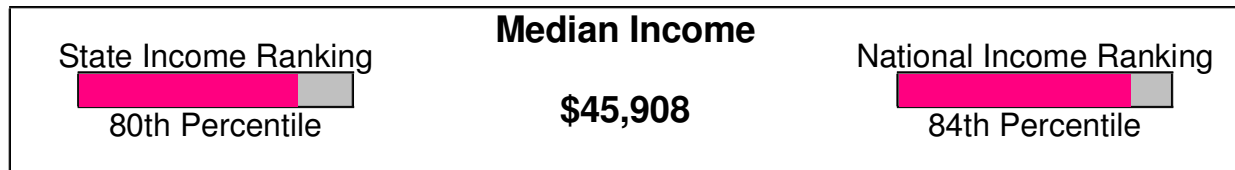
# Salisbury, Township of (Lehigh County)

Prepared by RE/MAX Real Estate



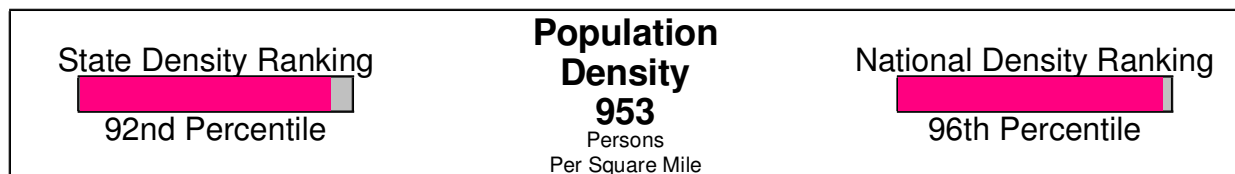


## Income For Lehigh County



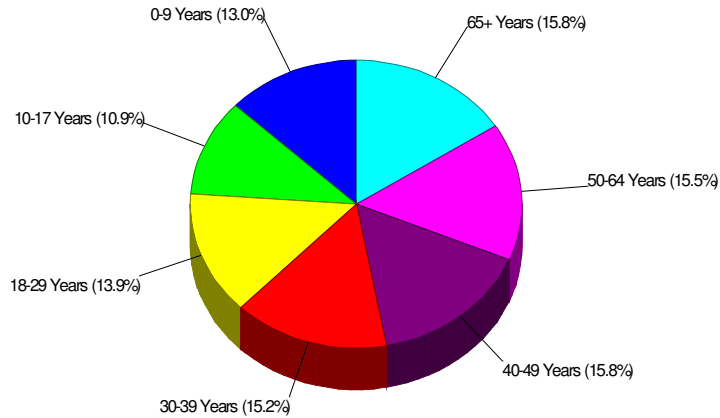
## Population For Lehigh County

**Population = 330,433**  
**Land Area = 346.7 Square Miles**



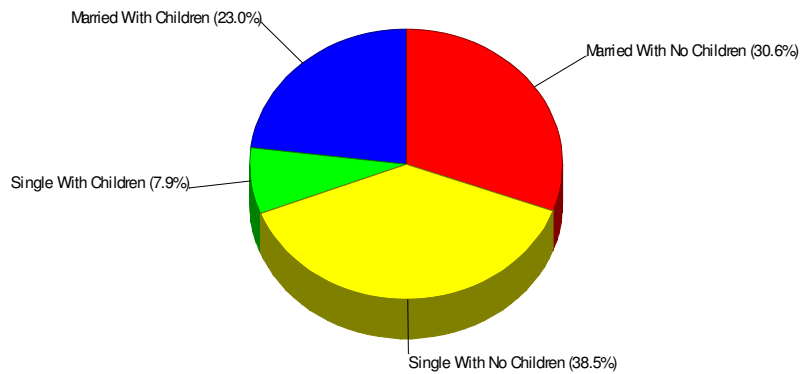


### Age Breakdown For Lehigh County Average Age = 38.2 Years



### Household Characteristics For Lehigh County

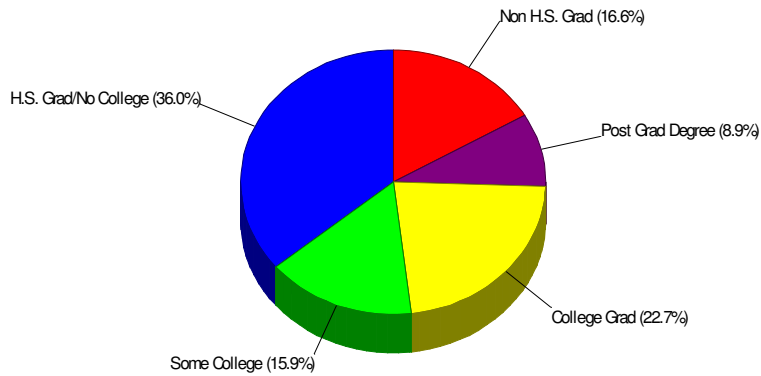
**53.6% Married**  
**30.9% With Children**





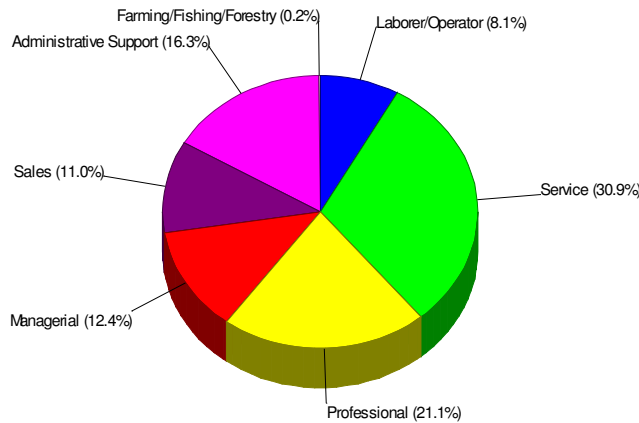
### Adult Education Level For Lehigh County

**83.4% High School Graduates  
31.6% College Graduates**



### Employment For Lehigh County

**Average Travel Time To Work = 23.9 Minutes**



Occupation

