



Neighborhood Report

RE/MAX Real Estate
Allentown - Bethlehem - Easton
Office: (A) 610-770-9000
Office: (B) 610-691-6100
Office: (E) 610-258-9600
Web: www.LehighValleyHome.com

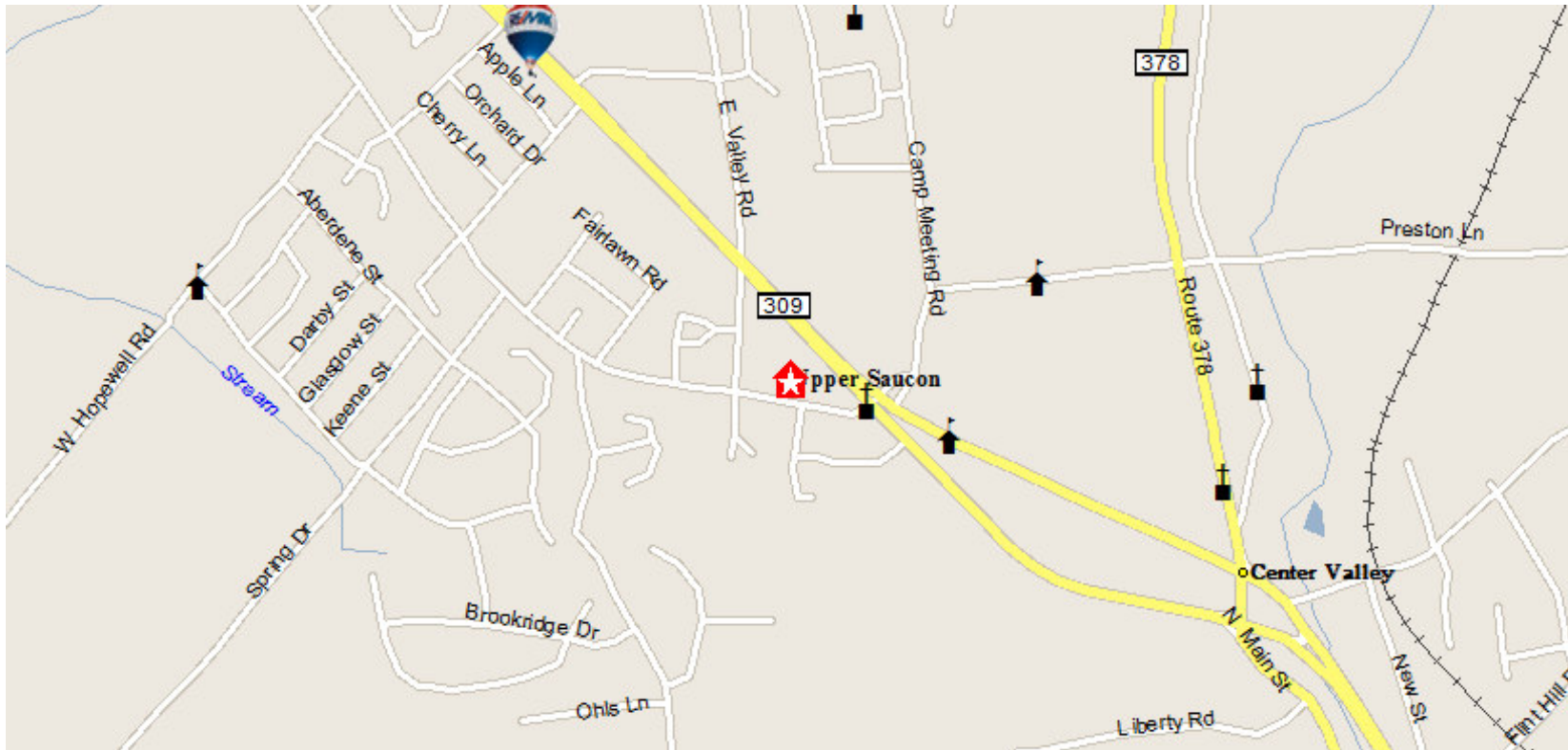


RE/MAX
real estate
Allentown · Bethlehem · Easton





UPPER SAUCON, TOWNSHIP OF, PA





Area Facts


Upper Saucon, Township of

Prepared by RE/MAX Real Estate

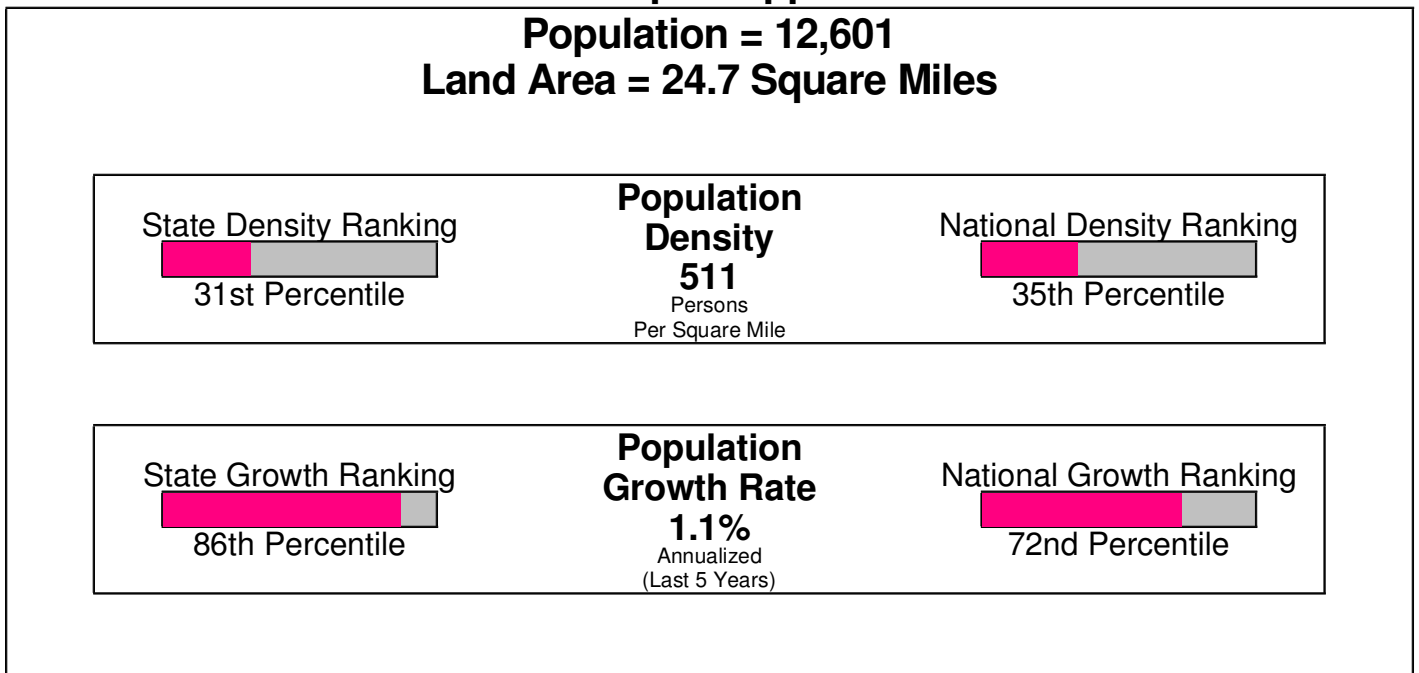




Income For Township of Upper Saucon

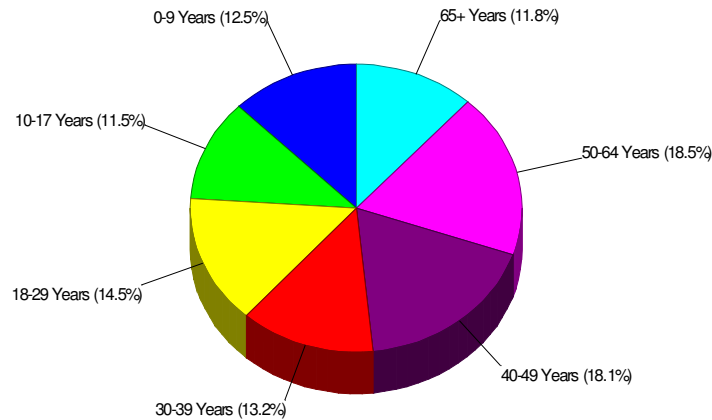


Population For Township of Upper Saucon



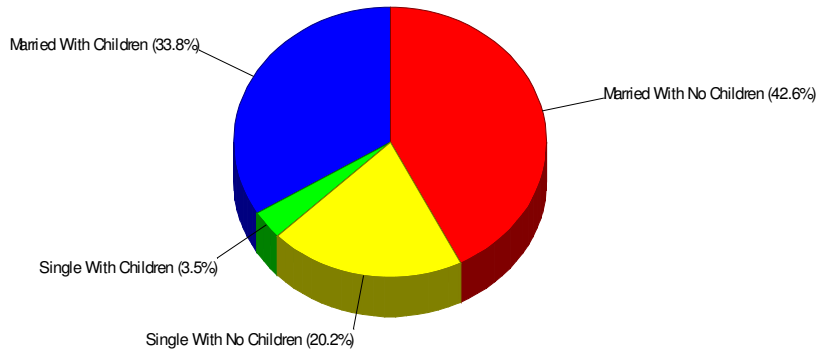


Age Breakdown For Township of Upper Saucon Average Age = 39.0 Years



Household Characteristics For Township of Upper Saucon

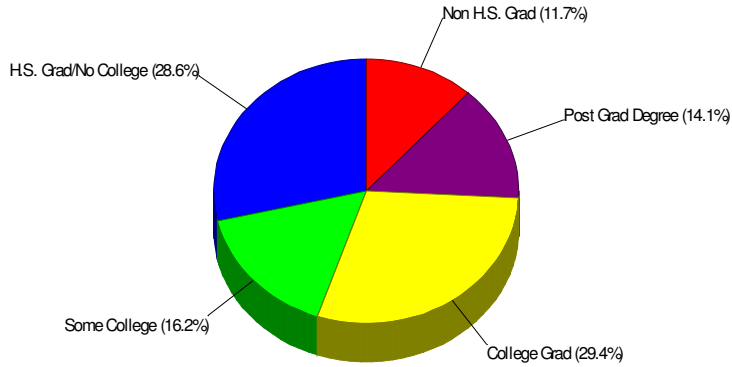
76.3% Married
37.2% With Children





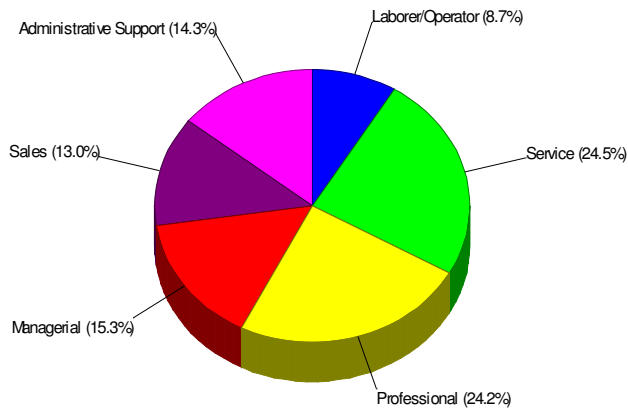
Adult Education Level For Township of Upper Saucon

88.3% High School Graduates
43.5% College Graduates



Employment For Township of Upper Saucon

Average Travel Time To Work = 26.2 Minutes



Occupation





School Information

Upper Saucon, Township of

Prepared by RE/MAX Real Estate





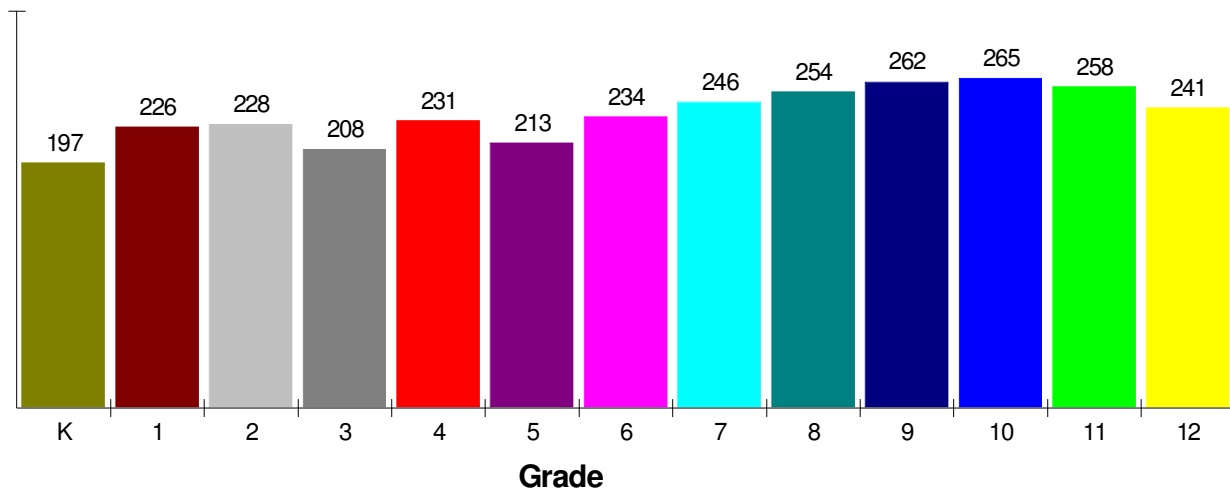
**General Facts
FOR SOUTHERN LEHIGH SCHOOLS**

SOUTHERN LEHIGH SCHOOLS
5775 MAIN ST
CENTER VALLEY, PA 18034

Type:	(610)282-3121	Independent Local District
Grade Range:		K - 12
Schools:		5
Teacher:		178
Students:		3,063
Student/Teacher Ratio:		17.2 To 1
Student/Librarian Ratio:		638.1 To 1
Secondary Student/Guidance Ratio:		256.5 To 1

**Student Enrollment By Grade
FOR SOUTHERN LEHIGH SCHOOLS**

Total Enrollment = 3,063

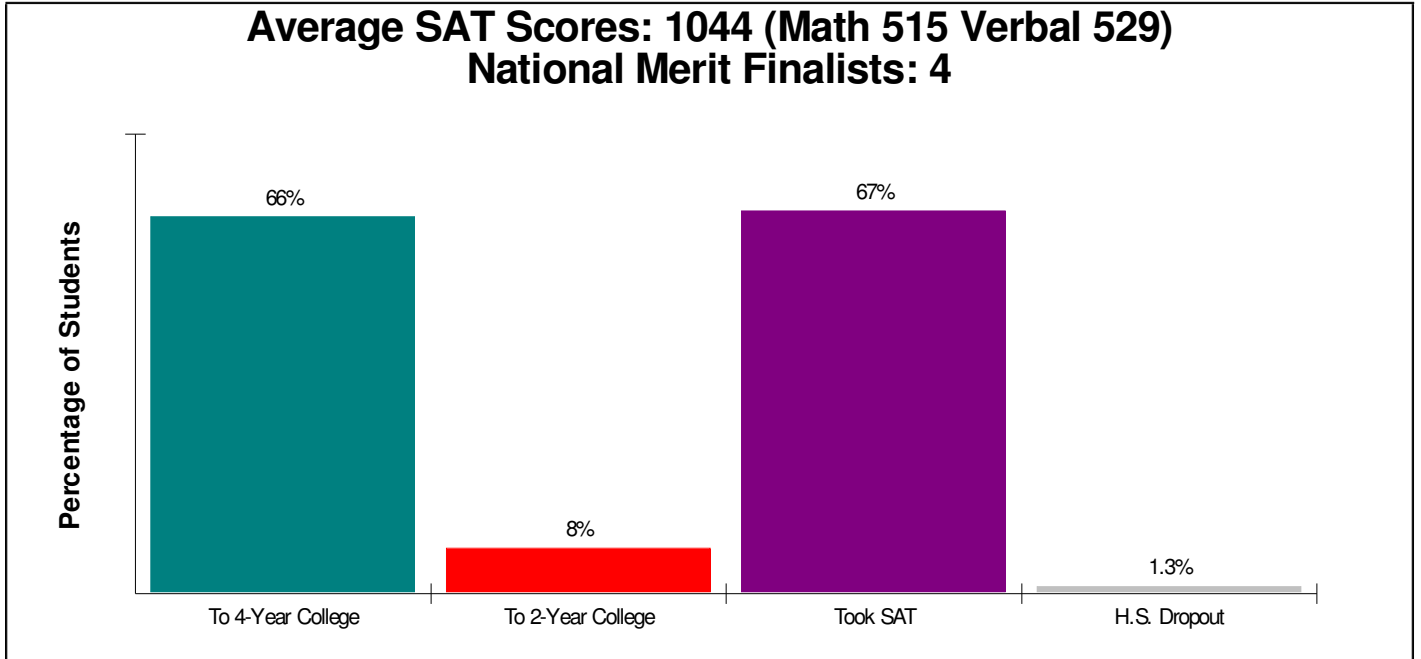


National Enrollment Ranking: 3,888 of 15,679 (75th Percentile)
State Enrollment Ranking: 239 of 529 (55th Percentile)



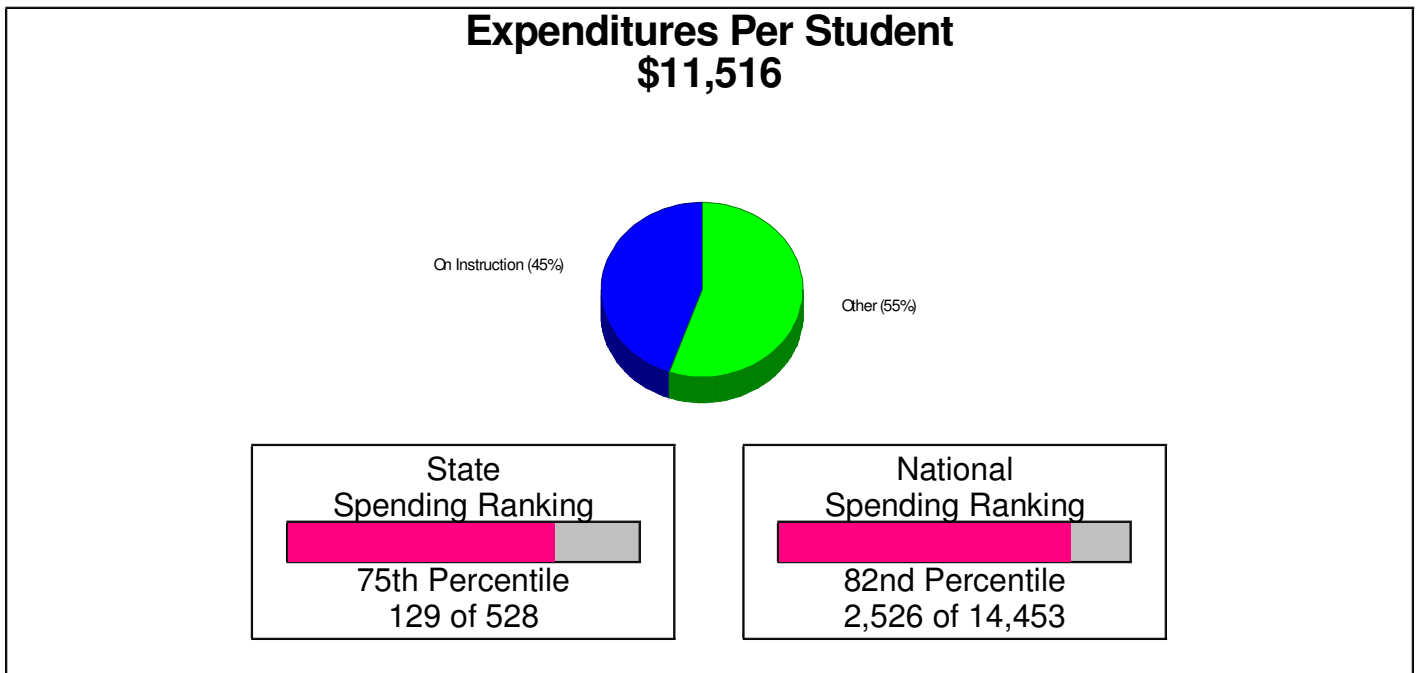
High School Statistics FOR SOUTHERN LEHIGH SCHOOLS

Average SAT Scores: 1044 (Math 515 Verbal 529)
National Merit Finalists: 4



School Expenditures FOR SOUTHERN LEHIGH SCHOOLS

Expenditures Per Student
\$11,516

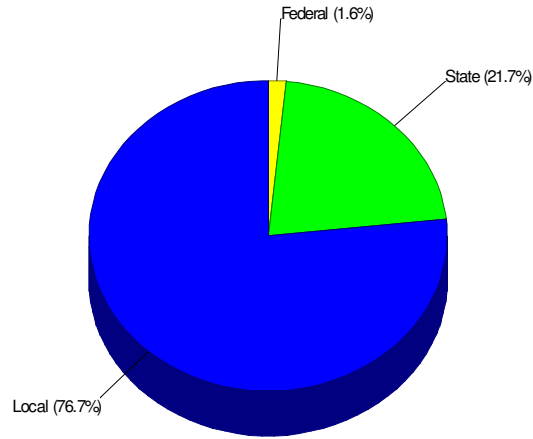


Prepared by RE/MAX Real Estate





School Funding FOR SOUTHERN LEHIGH SCHOOLS





Public Schools for District

SOUTHERN LEHIGH SENIOR HIGH SCHOOL

5800 MAIN ST, CENTER VALLEY, PA 18034

Phone: (610)282-1421

Grades: 9 - 12

Distance from Subject: 0.3 Miles
Student/Teacher Ratio: 17.6 to 1
Mascot: Spartans
Average SAT: 1044 (Math 515 Verbal 529)
Students Taking SAT: 67.0%

School Type: Regular
Students/Teachers: 1,006/57
School Colors : Royal & White
Graduates To 2-Year College: 8.0%
Graduates To 4-Year College: 66.0%
National Merit Finalists: 4

SOUTHERN LEHIGH MIDDLE SCHOOL

3715 PRESTON LANE, CENTER VALLEY, PA 18034

Phone: (610)282-3700

Grades: 6 - 8

Distance from Subject: 0.4 Miles
Student/Teacher Ratio: 15.1 to 1

School Type: Regular
Students/Teachers: 712/47
School Colors : Royal & White

HOPEWELL ELEMENTARY SCHOOL

4625 W HOPEWELL RD, CENTER VALLEY, PA 18034

Phone: (610)791-0200

Grades: K - 5

Distance from Subject: 0.9 Miles
Student/Teacher Ratio: 18.0 to 1
Mascot: Hawks

School Type: Regular
Students/Teachers: 503/28
School Colors : Royal & White

LIBERTY BELL ELEMENTARY SCHOOL

960 W OXFORD ST, COOPERSBURG, PA 18036

Phone: (610)282-1850

Grades: K - 5

Distance from Subject: 1.6 Miles
Student/Teacher Ratio: 17.9 to 1
Mascot: Lions

School Type: Regular
Students/Teachers: 466/26
School Colors : Royal & White

LOWER MILFORD ELEMENTARY SCHOOL

7350 ELEMENTARY RD, COOPERSBURG, PA 18036

Phone: (610)965-4095

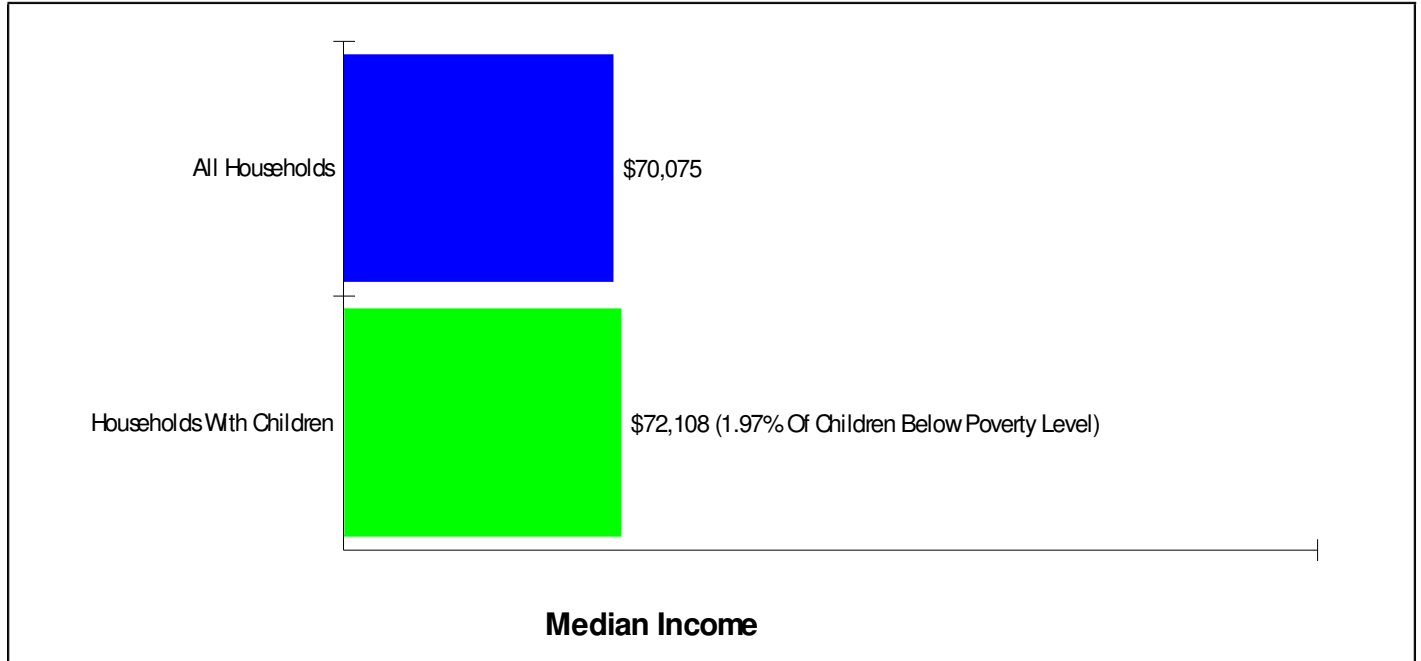
Grades: K - 5

Distance from Subject: 4.9 Miles
Student/Teacher Ratio: 15.1 to 1
Mascot: Lions

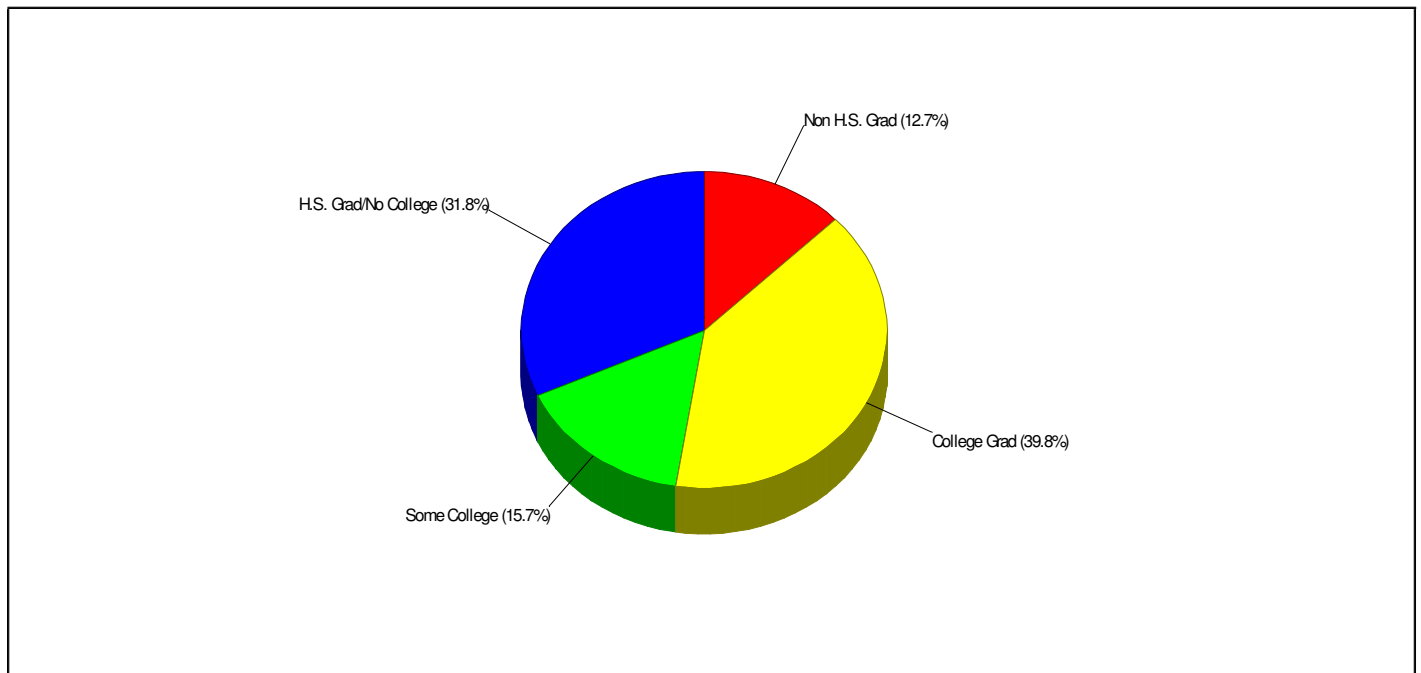
School Type: Regular
Students/Teachers: 286/19
School Colors : Royal & White



Income FOR SOUTHERN LEHIGH SCHOOLS



Parent Education Level FOR SOUTHERN LEHIGH SCHOOLS



Prepared by RE/MAX Real Estate





Private Schools

Private School Enrollment= 14.25% within School District

ST. MICHAEL THE ARCHANGEL SCHOOL

Saint Joseph Rd, LIMEPORT, PA 18060

Distance from Subject: 2.7 Miles

Affiliation: Roman Catholic

Students: 417

Student/ Homeroom Ratio: 41.7

School Colors: Royal & White

Enrollment By Grade: K-50 1-44 2-50 3-52 4-50 5-47 6-51 7-38 8-35

Phone: (610)965-4441

Grades: K - 8

School Type: Regular

Gender: Coed

Student/Teacher Ratio: 14.9 to 1

KIDSPACE N C/ WASHINGTON SCHOOL

1610 E Emmaus Ave, ALLENTOWN, PA 18103

Distance from Subject: 4.0 Miles

Affiliation: Nonsectarian

Students: 167

Student/ Homeroom Ratio: 11.1

School Colors: Maroon & Gray

Enrollment By Grade: UG-167

Phone: (610)799-8000

Grades: Ungraded

School Type: Special Education

Gender: Coed

Student/Teacher Ratio: 8.0 to 1

Mascot: Trusties

CHILDREN FIRST COMMUNITY ACAD

ALLENTOWN, PA 18103

Distance from Subject: 4.2 Miles

Affiliation: Baptist

Students: 69

Phone: (610)433-2323

Grades: PK - 12

School Type: Not Given

Gender: Coed

Student/Teacher Ratio: 10.8 to 1

Enrollment By Grade: PK-15 K-7 1-4 2-4 3-3 4-4 5-3 6-4 7-4 8-4 9-4

LITTLE PEOPLE DAY CARE SCHOOL

2310 S 12 St., ALLENTOWN, PA 18103

Distance from Subject: 4.2 Miles

Affiliation: Nonsectarian

Students: 61

Enrollment By Grade: PK-41 K-20

Phone: (610)791-4554

Grades: PK - K

School Type: Early Childhood

Gender: Coed

Student/Teacher Ratio: 20.0 to 1

KIDS PEACE NATIONAL CENTERS BR

1620 BROADWAY, BETHLEHEM, PA 18015

Distance from Subject: 4.4 Miles

Affiliation: Nonsectarian

Students: 74

Enrollment By Grade: 2-1 3-5 4-10 5-18 6-13 7-15 8-12

Phone: (610)799-8635

Grades: 2 - 8

School Type: Special Education

Gender: Coed

Student/Teacher Ratio: 4.7 to 1



Private Schools

Private School Enrollment= 14.25% within School District

ST. ANN ELEMENTARY SCHOOL

435 S 6th St., EMMAUS, PA 18049

Distance from Subject: 4.5 Miles

Affiliation: Roman Catholic

Students: 387

Student/ Homeroom Ratio: 27.6

School Colors: Kelly Green & White

Enrollment By Grade: PK-36 K-43 1-50 2-45 3-54 4-36 5-41 6-35 7-21 8-26

Phone: (610)965-9220

Grades: PK - 8

School Type: Regular

Gender: Coed

Student/Teacher Ratio: 18.5 to 1

DISCOVERY PRESCHOOL

225 NORTH St., EMMAUS, PA 18049

Distance from Subject: 4.5 Miles

Affiliation: Nonsectarian

Students: 40

Enrollment By Grade: PK-26 K-14

Phone: (610)967-1441

Grades: PK - K

School Type: Early Childhood

Gender: Coed

Student/Teacher Ratio: 4.7 to 1

HOLY CHILD SCHOOL

1301 SIOUX STREET, BETHLEHEM, PA 18015

Distance from Subject: 4.6 Miles

Affiliation: Roman Catholic

Students: 157

Enrollment By Grade: K-22 1-17 2-20 3-14 4-15 5-19 6-19 7-19 8-12

Phone: (610)865-0861

Grades: K - 8

School Type: Regular

Gender: Coed

Student/Teacher Ratio: 14.4 to 1

ST. PAUL ELEMENTARY SCHOOL

219 W Susquehanna St., ALLENTOWN, PA 18103

Distance from Subject: 4.7 Miles

Affiliation: Roman Catholic

Students: 222

Student/ Homeroom Ratio: 24.7

School Colors: Royal & White

Enrollment By Grade: K-24 1-17 2-19 3-29 4-25 5-23 6-31 7-30 8-24

Phone: (610)797-5321

Grades: K - 8

School Type: Regular

Gender: Coed

Student/Teacher Ratio: 20.0 to 1

Mascot: Panthers

MERCY SPECIAL LEARNING CENTER

830 S Woodward St., ALLENTOWN, PA 18103

Distance from Subject: 4.8 Miles

Affiliation: Roman Catholic

Students: 76

Student/ Homeroom Ratio: 9.5

School Colors: Red & Gold

Enrollment By Grade: UG-61 PK-15

Phone: (610)797-8242

Grades: PK - Ungraded

School Type: Special Education

Gender: Coed

Student/Teacher Ratio: 7.3 to 1

Mascot: Mustangs



Housing Information

Upper Saucon, Township of

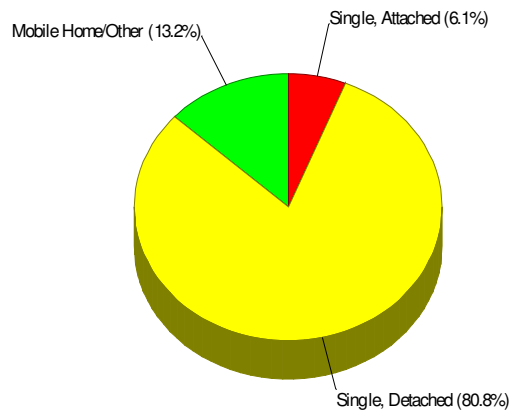
Prepared by RE/MAX Real Estate





Housing Characteristics For Neighborhood Within Township of Upper Saucon

Average Age of Housing 22 years



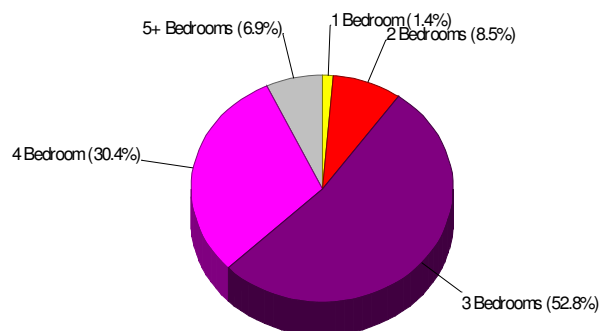
Type of Dwelling

Home Ownership For Neighborhood Within Township of Upper Saucon

Owner Occupied Households = 94.0%

Median Housing Value = \$275,828

Median Number of Bedrooms = 3



Home Size Breakdown

Prepared by RE/MAX Real Estate

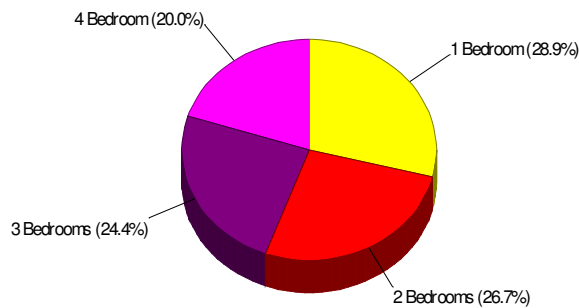




Rental

For Neighborhood Within Township of Upper Saucon

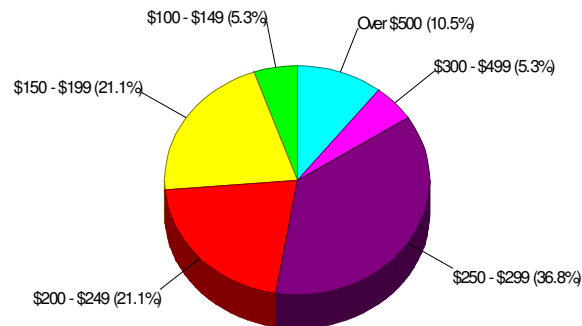
Renter Occupied Households = 6.0%
Median Monthly Rent = \$1,216
Median Number of Bedrooms = 2



Home Size Breakdown

Home Sales Pricing Pattern (Closest 20)

Median Price = \$257,000
Average Price = \$291,158



Dollars In Thousands
Homes Sold In Past Year

Prepared by RE/MAX Real Estate





Crime Information

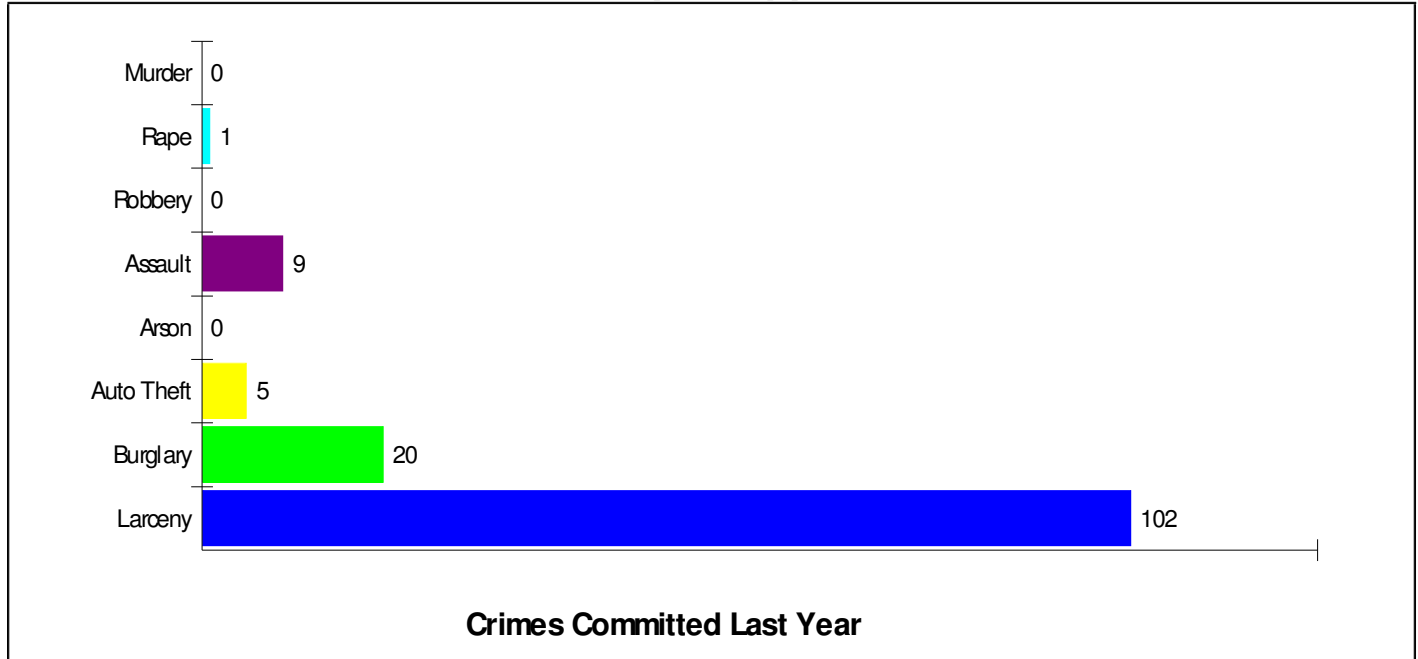
Upper Saucon, Township of

Prepared by RE/MAX Real Estate

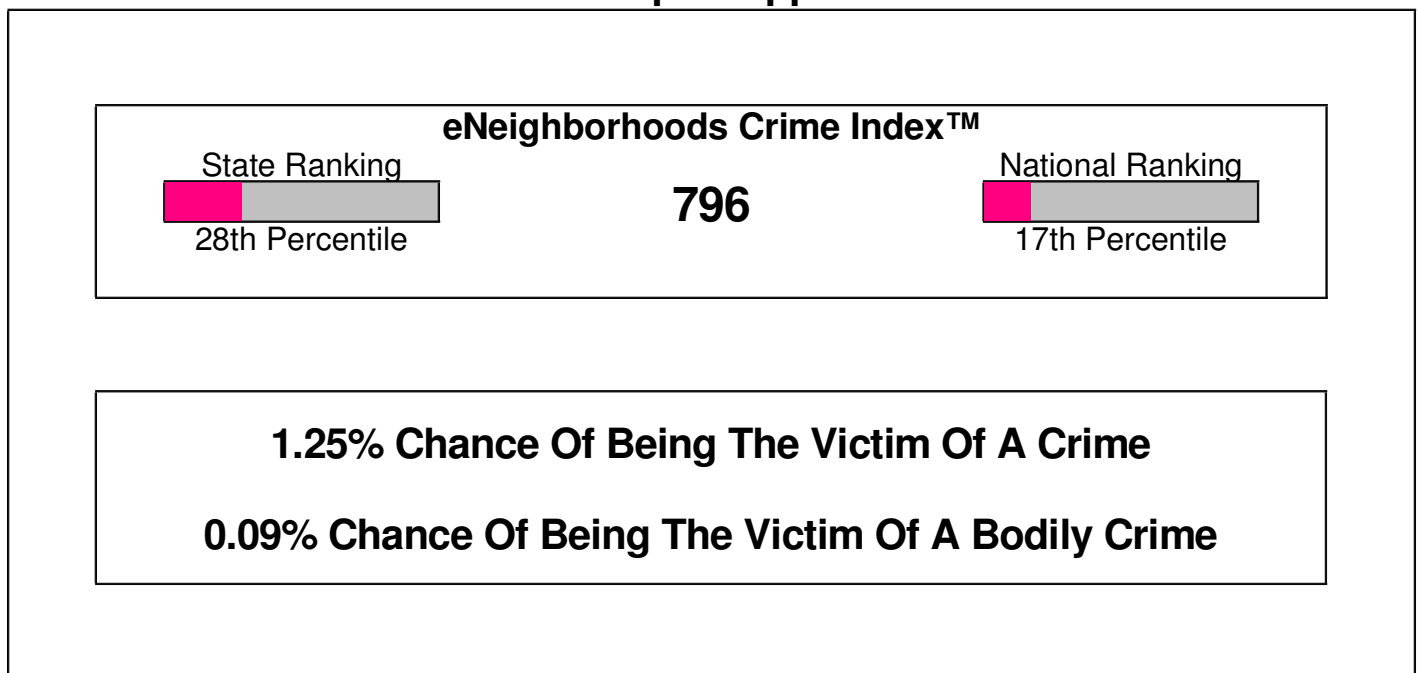




Crime Incidents For Township of Upper Saucon



Crime Index For Township of Upper Saucon





Climate Information

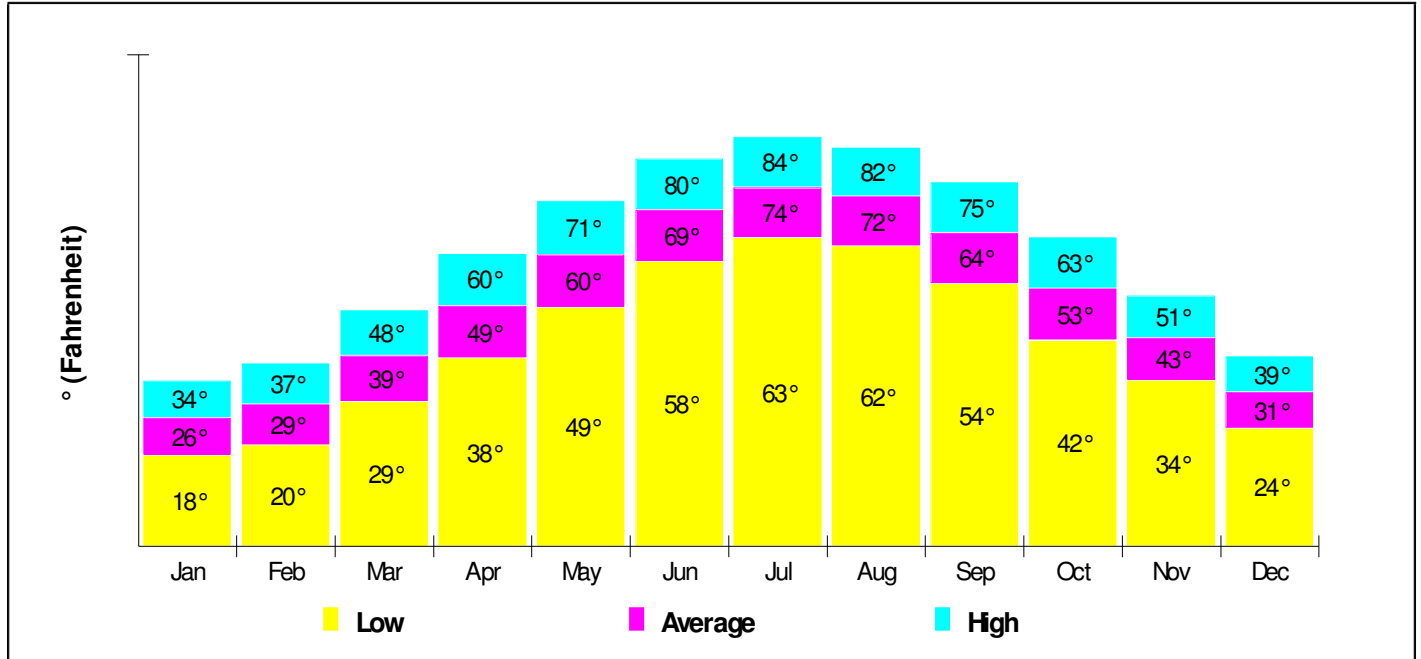
Upper Saucon, Township of

Prepared by RE/MAX Real Estate

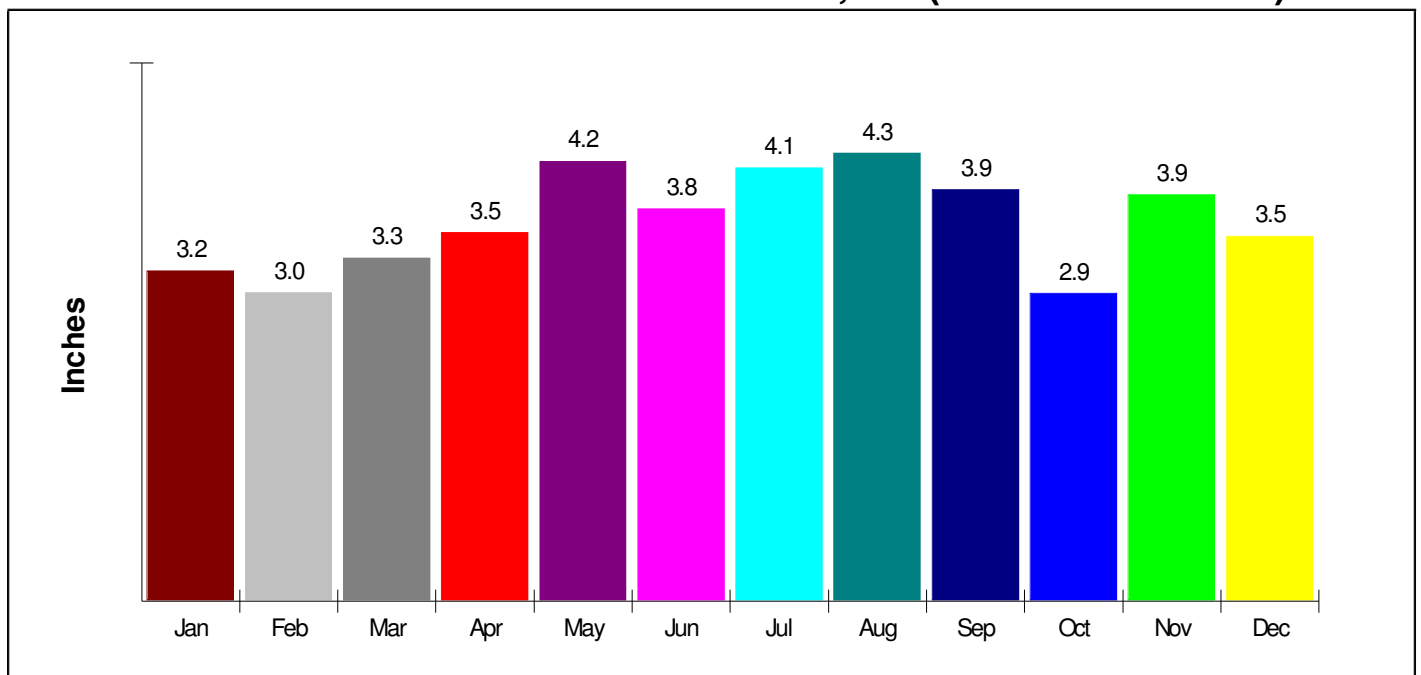




Temperature Measured at ALLENTOWN AIRPORT, PA (elevation = 388ft.)



Average Precipitation Measured at ALLENTOWN AIRPORT, PA (elevation = 388ft.)



Prepared by RE/MAX Real Estate





Houses of Worship

Upper Saucon, Township of

Prepared by RE/MAX Real Estate





Houses of Worship

JEHOVAHS WITNESSES KINGDOM HALL

RT 309 & LANARK RD, CENTER VALLEY, PA 18034

Denomination: Jehovah's Witnesses**Phone:** (610)282-4891**Distance from Subject:** 0.10 miles**GRACE MORAVIAN CHURCH**

OLD BETHLEHEM RD, CENTER VALLEY, PA 18034

Denomination: Churches, Denomination Unknown**Phone:** (610)282-3263**Distance from Subject:** 0.60 miles**FAITH UNITED CHURCH OF CHRIST**

5992 ROUTE 378, CENTER VALLEY, PA 18034

Denomination: Churches of Christ**Phone:** (610)282-3939**Distance from Subject:** 0.70 miles**GRACE MORAVIAN CHURCH**

5900 OLD BETHLEHEM PIKE, CENTER VALLEY, PA 18034

Denomination: Churches, Denomination Unknown**Phone:** (610)282-3263**Distance from Subject:** 0.70 miles**REFORMED EPISCOPAL CHURCH**

NEW ST, CENTER VALLEY, PA 18034

Denomination: Episcopal Churches**Phone:** (610)282-2583**Distance from Subject:** 1.20 miles**SAINT PAULS LUTHERAN BLUE CHURCH**

5305 BLUE CHURCH RD, COOPERSBURG, PA 18036

Denomination: Lutheran Churches**Phone:** (610)965-9443**Distance from Subject:** 1.40 miles**GRACE FELLOWSHIP CHURCH**

7001 N ROUTE 309, COOPERSBURG, PA 18036

Denomination: Churches, Denomination Unknown**Phone:** (610)282-8066**Distance from Subject:** 1.60 miles**SAINT JAMES LUTHERAN CHURCH**

333 E OXFORD ST, COOPERSBURG, PA 18036

Denomination: Lutheran Churches**Phone:** (610)282-3290**Distance from Subject:** 1.90 miles**MORAVIAN CHURCH OF COOPERSBURG**

234 S MAIN ST, COOPERSBURG, PA 18036

Denomination: Churches, Denomination Unknown**Phone:** (610)282-1908**Distance from Subject:** 1.90 miles**FRIEDENS EVANGELICAL LUTHERAN CHURCH**

2451 SAUCON VALLEY RD, CENTER VALLEY, PA 18034

Denomination: Lutheran Churches**Phone:** (610)865-4144**Distance from Subject:** 1.90 miles



Houses of Worship

SAUCON MENNONITE CHURCH

COOPERSBURG, PA 18036

Denomination: Mennonite Churches**Phone:** (610)282-0514**Distance from Subject:** 2.10 miles

SPRINGFIELD CHURCH OF BRETHREN

RR 1, COOPERSBURG, PA 18036

Denomination: Brethren Churches**Phone:** (610)282-1834**Distance from Subject:** 2.10 miles

CORNERSTONE PRESBYTERIAN CHR

344 S 3RD ST, COOPERSBURG, PA 18036

Denomination: Presbyterian Churches**Phone:** (610)282-5683**Distance from Subject:** 2.20 miles

SAINT JOSEPH PARISH CENTER

5050 ST JOSEPH, LIMEPORT, PA 18060

Denomination: Churches, Denomination Unknown**Phone:** (610)967-4171**Distance from Subject:** 2.70 miles

LOCUST VALLEY CHAPEL

5936 LOCUST VALLEY RD, COOPERSBURG, PA 18036

Denomination: Christian & Reformed Churches**Phone:** (610)282-3881**Distance from Subject:** 2.70 miles



County Facts



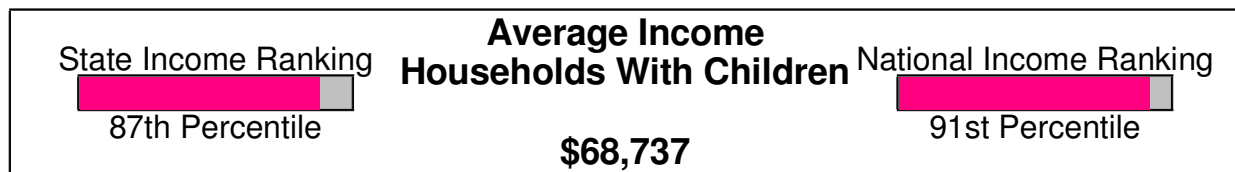
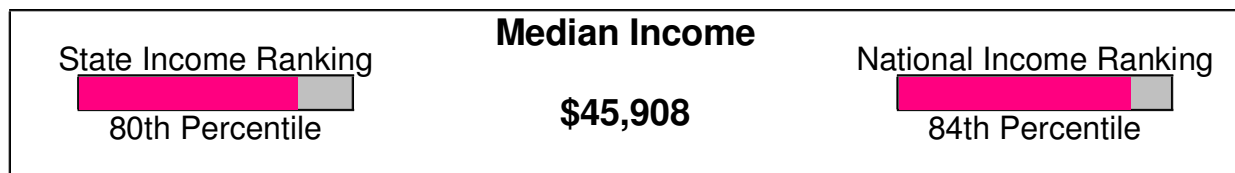
Upper Saucon, Township of

Prepared by RE/MAX Real Estate



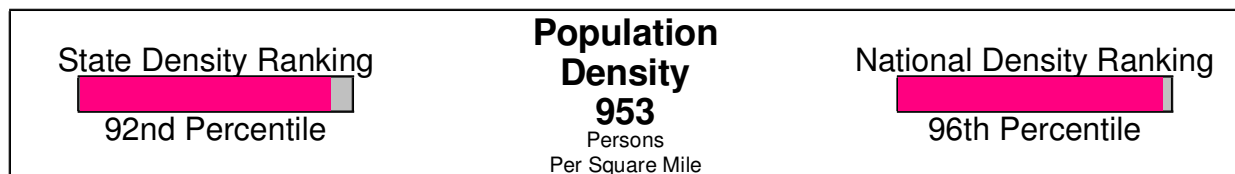


Income For Lehigh County



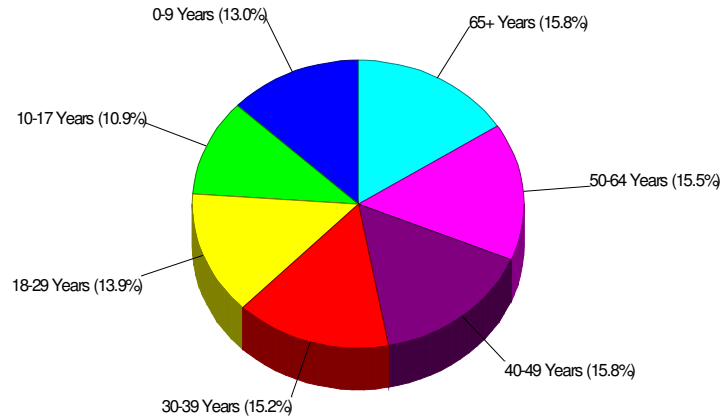
Population For Lehigh County

Population = 330,433
Land Area = 346.7 Square Miles



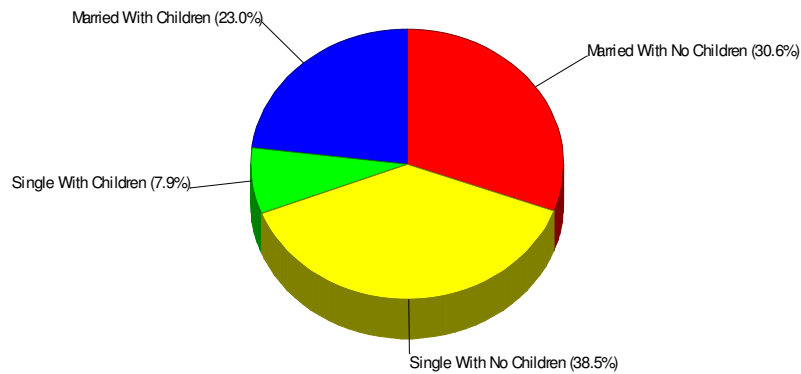


Age Breakdown For Lehigh County Average Age = 38.2 Years



Household Characteristics For Lehigh County

53.6% Married
30.9% With Children



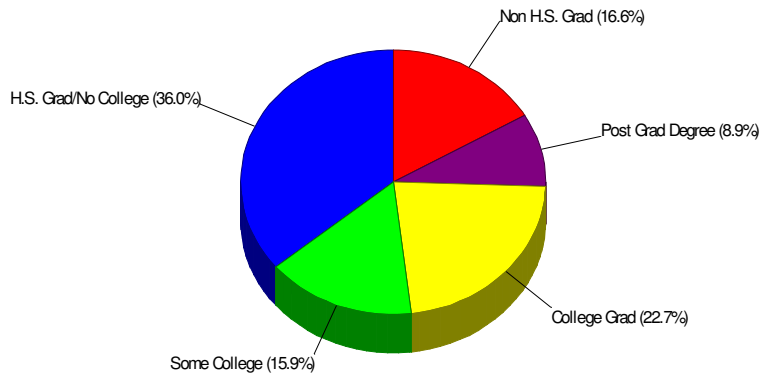
Prepared by RE/MAX Real Estate





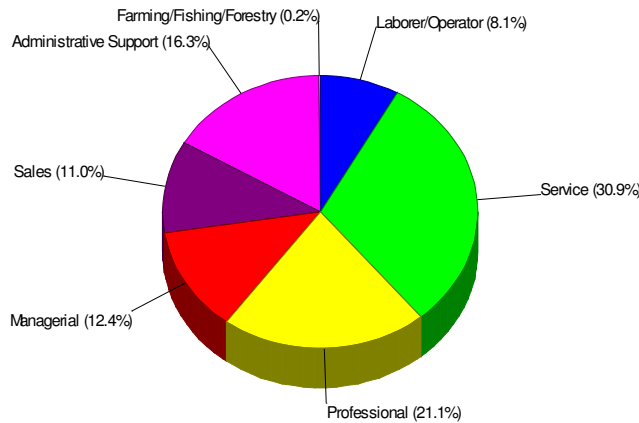
Adult Education Level For Lehigh County

**83.4% High School Graduates
31.6% College Graduates**



Employment For Lehigh County

Average Travel Time To Work = 23.9 Minutes



Occupation

