



## Neighborhood Report

**RE/MAX Real Estate**  
**Allentown - Bethlehem - Easton**  
**Office: (A) 610-770-9000**  
**Office: (B) 610-691-6100**  
**Office: (E) 610-258-9600**  
**Web: [www.LehighValleyHome.com](http://www.LehighValleyHome.com)**

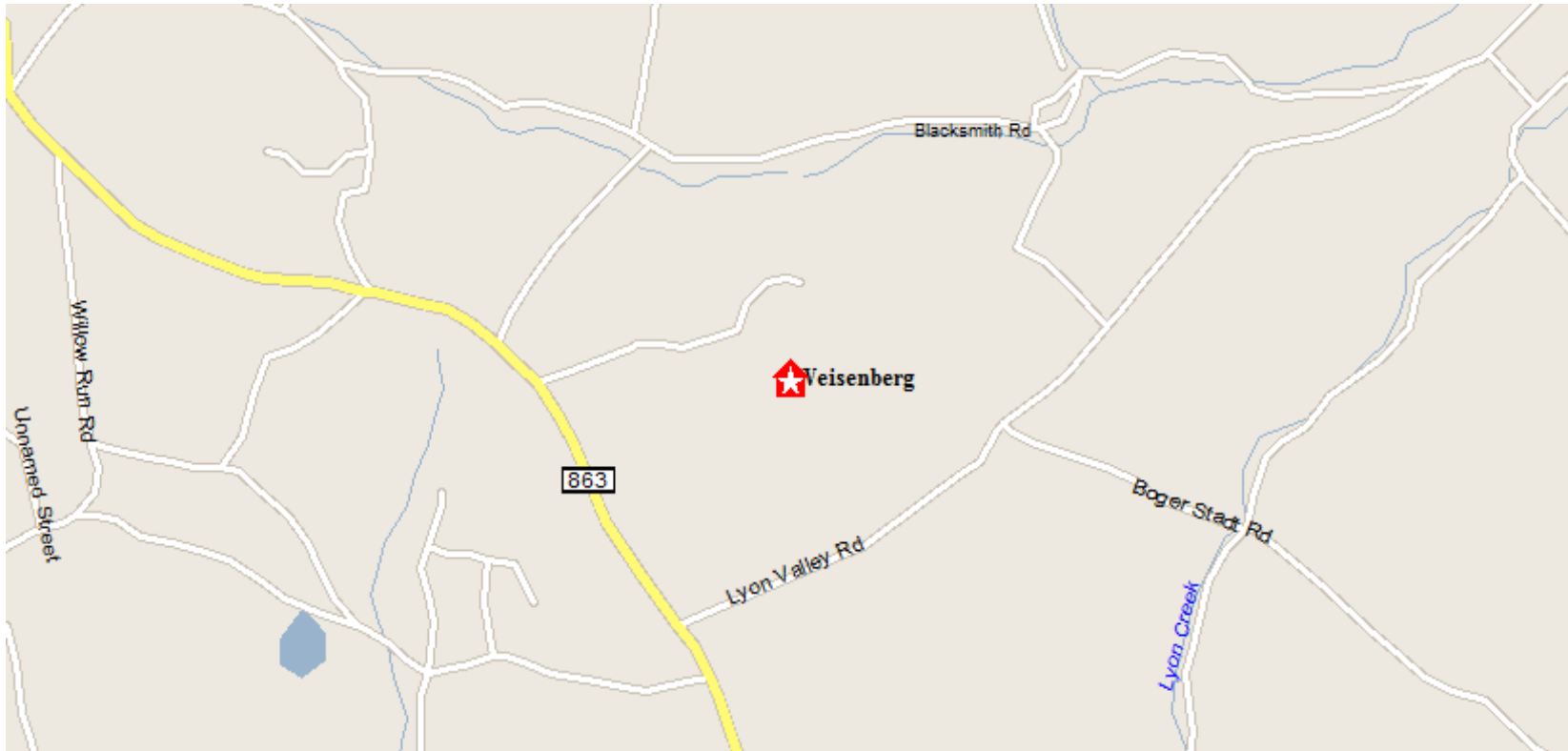


**RE/MAX**  
**real estate**  
Allentown · Bethlehem · Easton





## WEISENBERG, TOWNSHIP OF, PA





## Area Facts

---

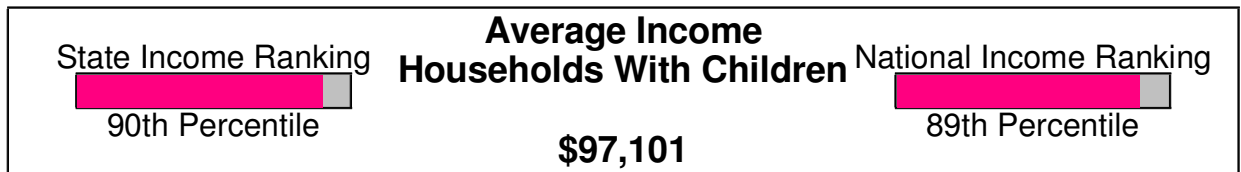
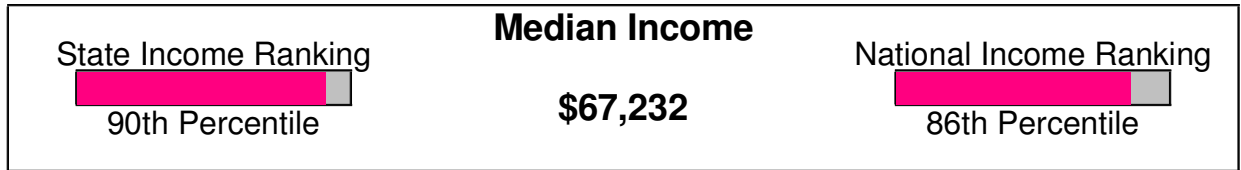
# Weisenberg, Township of

Prepared by RE/MAX Real Estate



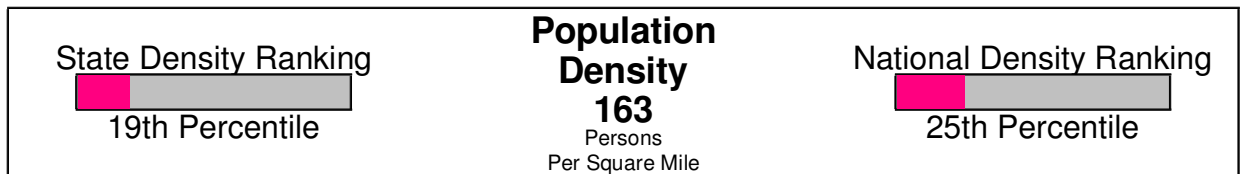


## Income For Township of Weisenberg



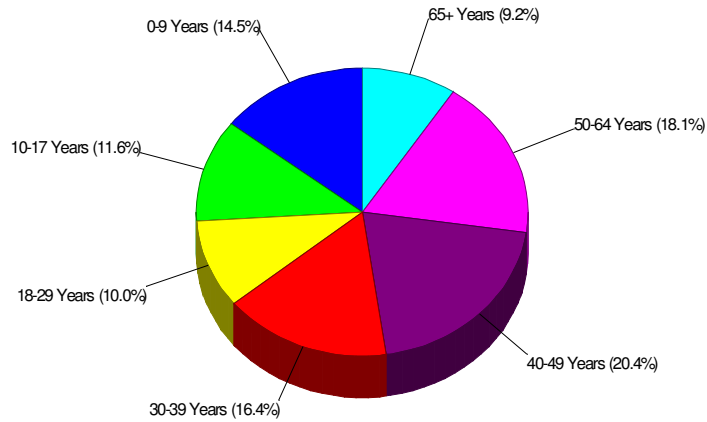
## Population For Township of Weisenberg

**Population = 4,374**  
**Land Area = 26.8 Square Miles**



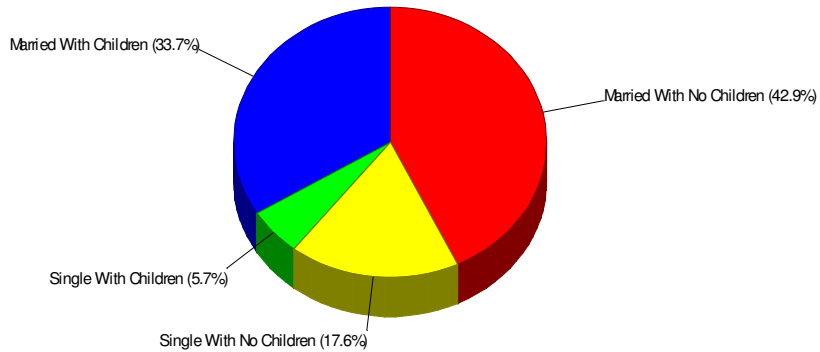


### Age Breakdown For Township of Weisenberg Average Age = 38.9 Years



### Household Characteristics For Township of Weisenberg

76.6% Married  
39.5% With Children

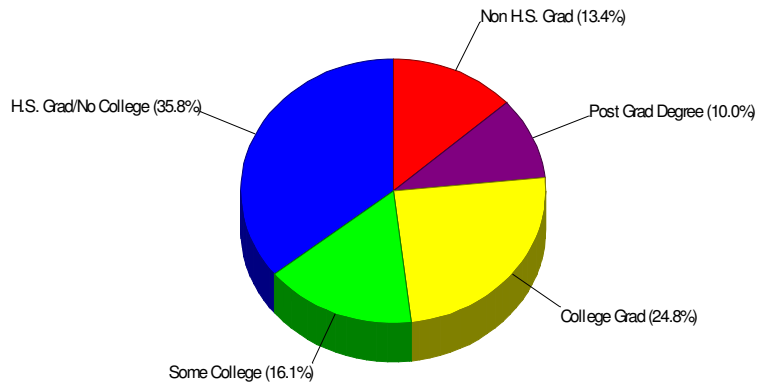


Prepared by RE/MAX Real Estate

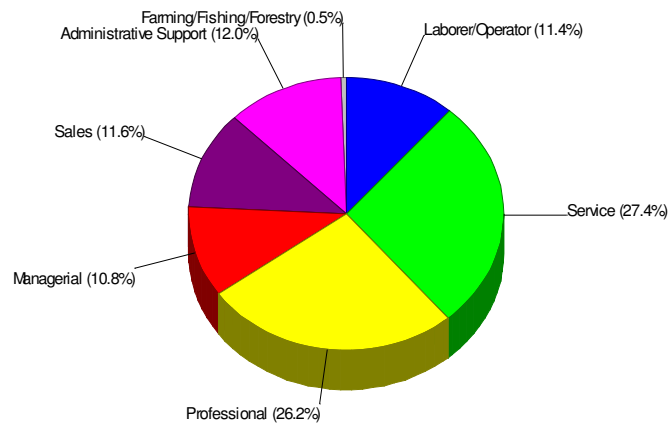




### Adult Education Level For Township of Weisenberg 86.6% High School Graduates 34.8% College Graduates



### Employment For Township of Weisenberg Average Travel Time To Work = 26.9 Minutes



Occupation





## School Information

---

# Weisenberg, Township of

Prepared by RE/MAX Real Estate





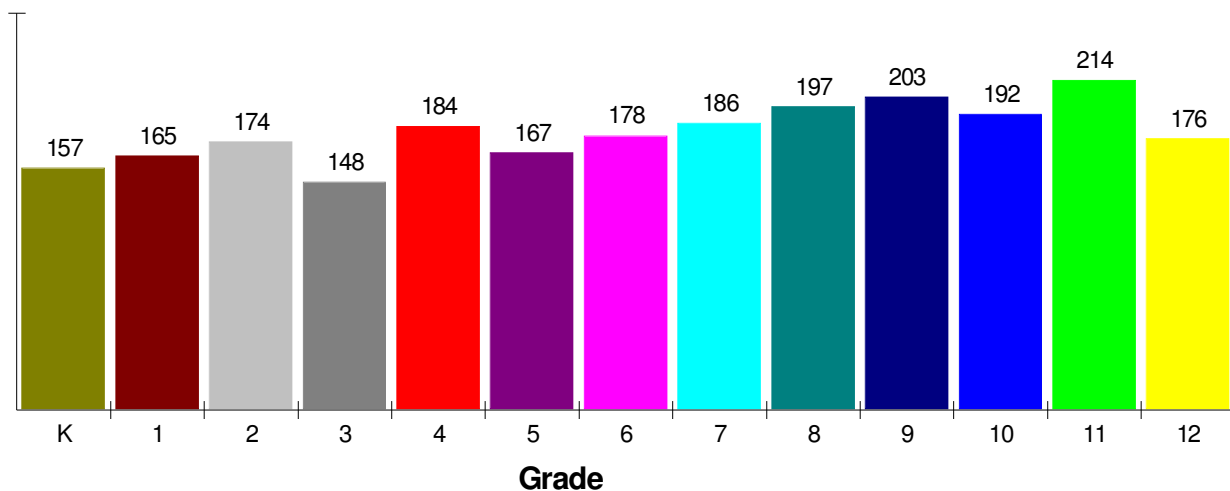
**General Facts  
FOR NORTHWESTERN LEHIGH SCHOOLS**

NORTHWESTERN LEHIGH SCHOOLS  
6493 ROUTE 309  
NEW TRIPOLI, PA 18066

Type:	(610)298-8661	Independent Local District
Grade Range:		K - 12
Schools:		4
Teacher:		154
Students:		2,341
Student/Teacher Ratio:		15.2 To 1
Student/Librarian Ratio:		585.3 To 1
Secondary Student/Guidance Ratio:		196.3 To 1

**Student Enrollment By Grade  
FOR NORTHWESTERN LEHIGH SCHOOLS**

**Total Enrollment = 2,341**



National Enrollment Ranking: 4,279 of 15,679 (72nd Percentile)  
State Enrollment Ranking: 267 of 529 (49th Percentile)

Prepared by RE/MAX Real Estate

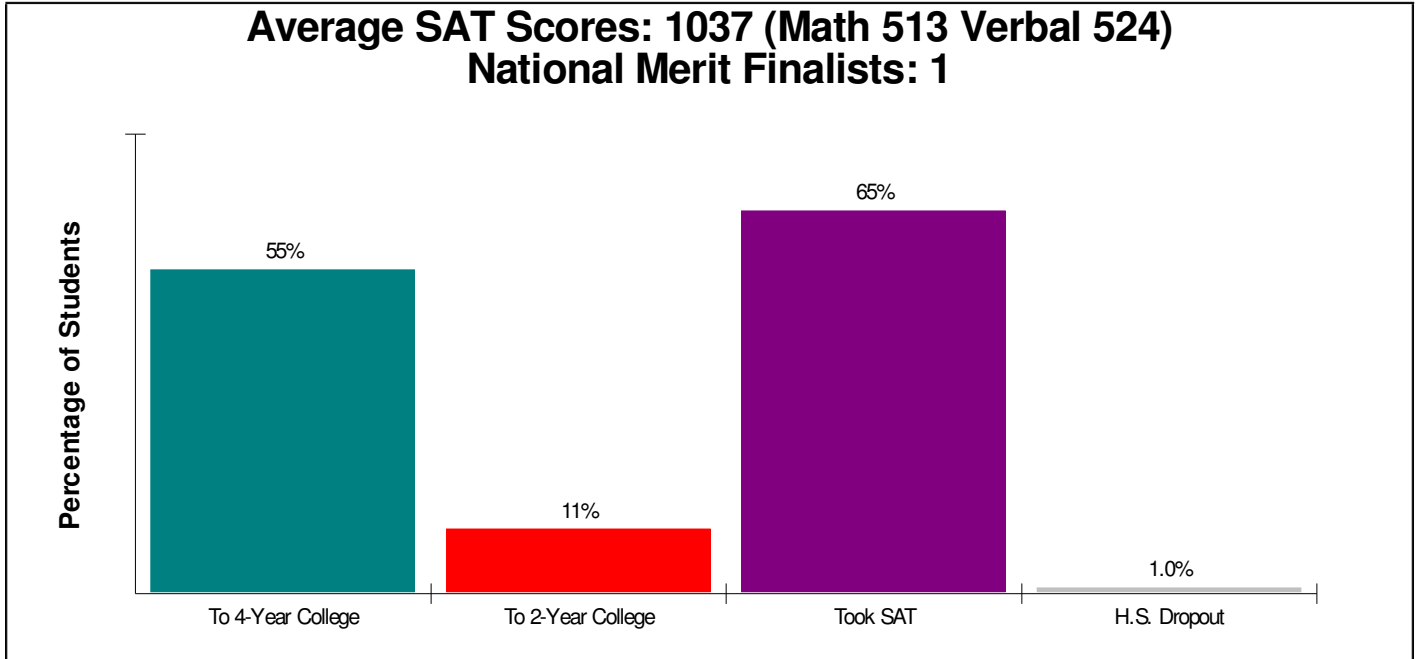






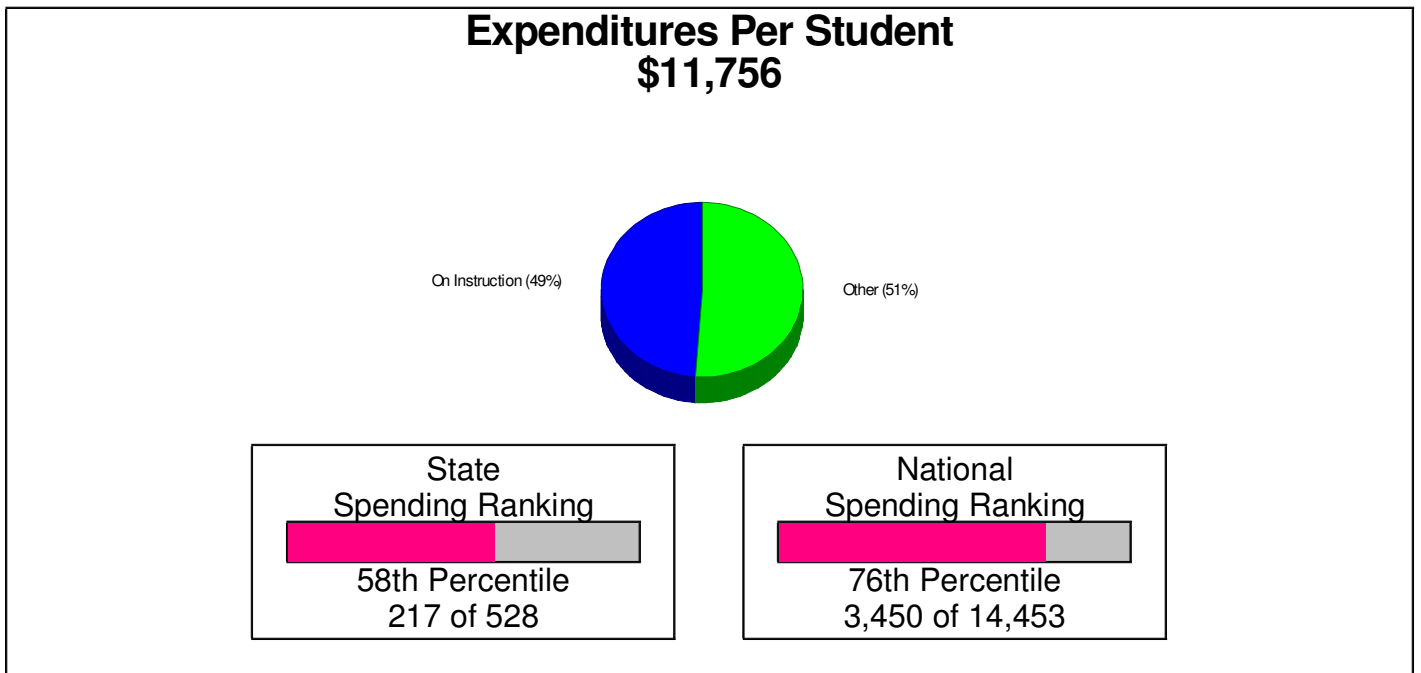
## High School Statistics FOR NORTHWESTERN LEHIGH SCHOOLS

Average SAT Scores: 1037 (Math 513 Verbal 524)  
National Merit Finalists: 1



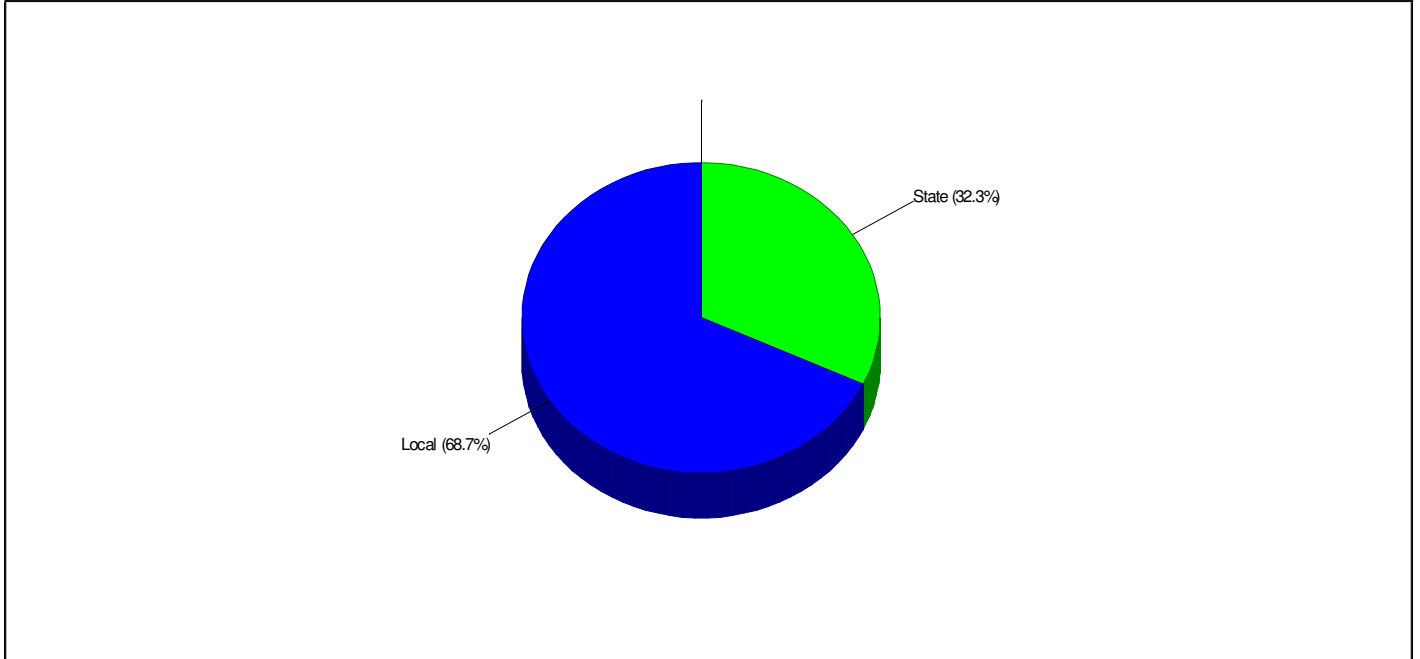
## School Expenditures FOR NORTHWESTERN LEHIGH SCHOOLS

Expenditures Per Student  
\$11,756





## School Funding FOR NORTHWESTERN LEHIGH SCHOOLS





## Public Schools for District

**WEISENBERG ELEMENTARY SCHOOL**  
2665 GOLDEN KEY RD, KUTZTOWN, PA 19530

**Phone:** (610)298-8661  
**Grades:** K - 4

**Distance from Subject:** 0.9 Miles  
**Student/Teacher Ratio:** 14.4 to 1  
**Mascot:** Tigers

**School Type:** Regular  
**Students/Teachers:** 375/26  
**School Colors :** Gold & Black

**NORTHWESTERN LEHIGH ELEMENTARY SCHOOL**  
6493 ROUTE 309, NEW TRIPOLI, PA 18066

**Phone:** (610)298-8661  
**Grades:** K - 4

**Distance from Subject:** 5.4 Miles  
**Student/Teacher Ratio:** 16.0 to 1  
**Mascot:** Tigers

**School Type:** Regular  
**Students/Teachers:** 417/26  
**School Colors :** Gold & Black

**NORTHWESTERN LEHIGH SENIOR HIGH SCHOOL**  
6493 ROUTE 309, NEW TRIPOLI, PA 18066

**Phone:** (610)298-8661  
**Grades:** 9 - 12

**Distance from Subject:** 5.4 Miles  
**Student/Teacher Ratio:** 14.2 to 1  
**Mascot:** Tigers  
**Average SAT:** 1037 (Math 513 Verbal 524)  
**Students Taking SAT:** 65.0%

**School Type:** Regular  
**Students/Teachers:** 765/54  
**School Colors :** Black & Gold  
**Graduates To 2-Year College:** 11.0%  
**Graduates To 4-Year College:** 55.0%  
**National Merit Finalists:** 1

**NORTHWESTERN LEHIGH MIDDLE SCHOOL**  
6636 NORTHWEST RD, NEW TRIPOLI, PA 18066

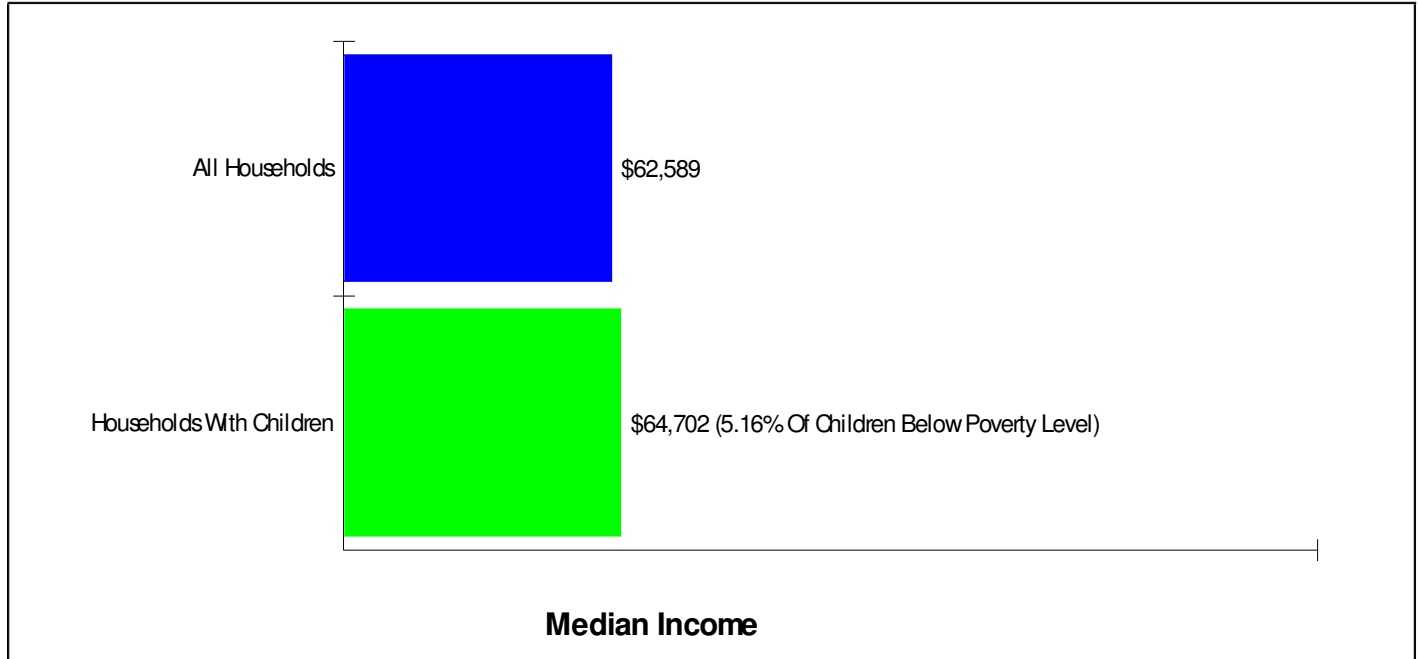
**Phone:** (610)298-8661  
**Grades:** 5 - 8

**Distance from Subject:** 5.8 Miles  
**Student/Teacher Ratio:** 14.8 to 1  
**Mascot:** Tigers

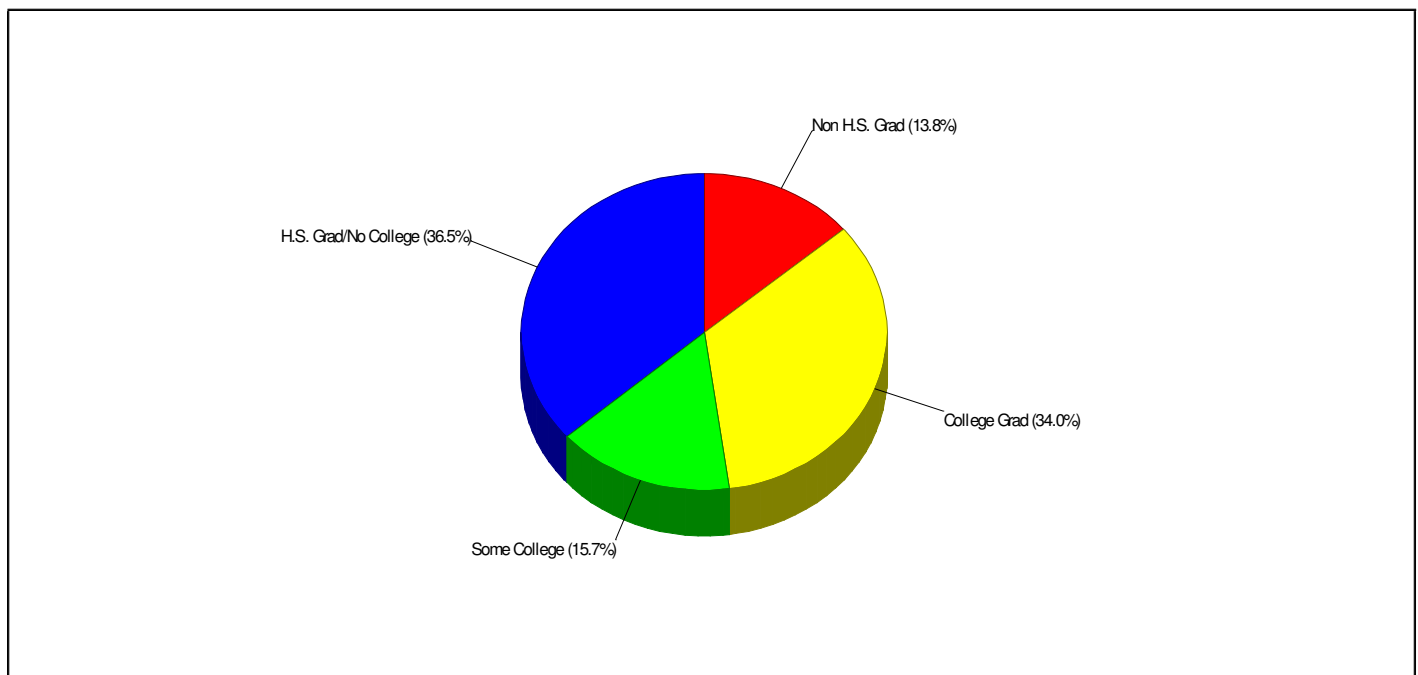
**School Type:** Regular  
**Students/Teachers:** 708/48  
**School Colors :** Gold & Black



### Income FOR NORTHWESTERN LEHIGH SCHOOLS



### Parent Education Level FOR NORTHWESTERN LEHIGH SCHOOLS



Prepared by RE/MAX Real Estate





## Private Schools

Private School Enrollment= 11.7% within School District

### BLUE MOUNTAIN CHRISTIAN DAY SCH.

5469 OWL VALLEY RD, NEW TRIPOLI, PA 18066

Distance from Subject: 3.8 Miles

Affiliation: Mennonite

Students: 18

Enrollment By Grade: UG-1 1-4 2-1 3-2 4-2 5-3 6-1 7-3 9-1

Phone: (610)298-0036

Grades: 1 - 9

School Type: Regular

Gender: Coed

Student/Teacher Ratio: 9.0 to 1

### LITTLE PEOPLE COUNTRY CLUB

15530 KUTZTOWN RD, KUTZTOWN, PA 19530

Distance from Subject: 4.8 Miles

Affiliation: Nonsectarian

Students: 17

Enrollment By Grade: PK-10 K-7

Phone: (610)683-8110

Grades: PK - K

School Type: Early Childhood

Gender: Coed

Student/Teacher Ratio: 7.0 to 1

### LITTLE PEOPLE DAY SCHOOL

7575 PENN DR, ALLENTOWN, PA 18106

Distance from Subject: 5.2 Miles

Affiliation: Nonsectarian

Students: 80

Enrollment By Grade: PK-54 K-26

Phone: (610)409-9160

Grades: PK - K

School Type: Early Childhood

Gender: Coed

Student/Teacher Ratio: 26.0 to 1

### LITTLE PEOPLE COUNTRY CLUB

357 S RTE 100, ALLENTOWN, PA 18106

Distance from Subject: 5.7 Miles

Affiliation: Nonsectarian

Students: 17

Enrollment By Grade: PK-12 K-5

Phone: (610)395-3780

Grades: PK - K

School Type: Early Childhood

Gender: Coed

Student/Teacher Ratio: 5.0 to 1

### HIDDEN VALLEY MENNONITE SCHOOL

HIGH ST RT 2 BOX 433, KUTZTOWN, PA 19530

Distance from Subject: 5.8 Miles

Affiliation: Mennonite

Students: 24

Enrollment By Grade: UG-1 1-1 2-2 3-5 4-4 5-3 6-3 7-3 8-2

Phone: (680)683-3094

Grades: 1 - 8

School Type: Regular

Gender: Coed

Student/Teacher Ratio: 24.0 to 1



## Private Schools

Private School Enrollment= 11.7% within School District

### OAK HAVEN SCHOOL

R 4 BOX 183, KUTZTOWN, PA 19530

Distance from Subject: 5.8 Miles

Affiliation: Nonsectarian

Students: 32

Enrollment By Grade: 1-4 2-4 3-3 4-5 5-4 6-5 7-5 8-2

Phone: (610)683-8549

Grades: 1 - 8

School Type: Regular

Gender: Coed

Student/Teacher Ratio: 16.0 to 1

### PLEASANT HILL MENNONITE SCHOOL

RR 2 DEYSHER RD, KUTZTOWN, PA 19530

Distance from Subject: 5.8 Miles

Affiliation: Mennonite

Students: 21

Enrollment By Grade: 1-2 2-4 4-4 5-2 6-3 7-4 8-2

Phone: (610)682-6141

Grades: 1 - 8

School Type: Regular

Gender: Coed

Student/Teacher Ratio: 13.1 to 1

### KIDSPACE ATHLETE CENTER

5300 KIDSPACE DRIVE, OREFIELD, PA 18069

Distance from Subject: 6.1 Miles

Affiliation: Nonsectarian

Students: 69

Enrollment By Grade: 6-1 7-4 8-17 9-18 10-17 11-9 12-3

Phone: (610)799-8054

Grades: 6 - 12

School Type: Special Education

Gender: Coed

Student/Teacher Ratio: 8.7 to 1

### ST. JOSEPH THE WORKER SCHOOL

1858 APPLEWOOD DR, OREFIELD, PA 18069

Distance from Subject: 6.4 Miles

Affiliation: Roman Catholic

Students: 515

Enrollment By Grade: PK-95 K-50 1-54 2-50 3-50 4-50 5-50 6-36 7-38

Phone: (610)395-7221

Grades: PK - 8

School Type: Regular

Gender: Coed

Student/Teacher Ratio: 17.5 to 1

### SUNNY MEADOW PAROCHIAL SCHOOL

KOHLER RD, KUTZTOWN, PA 19530

Distance from Subject: 8.2 Miles

Affiliation: Mennonite

Students: 24

Enrollment By Grade: 1-3 2-3 3-3 4-3 5-3 6-3 7-3 8-3

Phone: (610)944-9276

Grades: 1 - 8

School Type: Regular

Gender: Coed

Student/Teacher Ratio: 12.0 to 1



## Housing Information



# Weisenberg, Township of

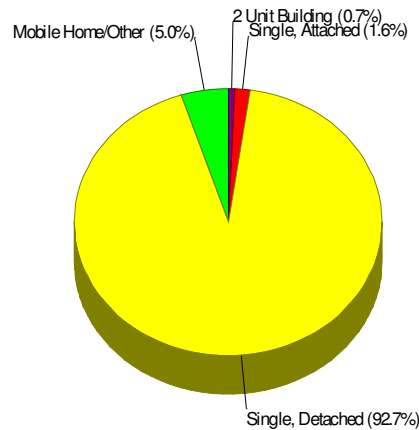
Prepared by RE/MAX Real Estate





## Housing Characteristics For Neighborhood Within Township of Weisenberg

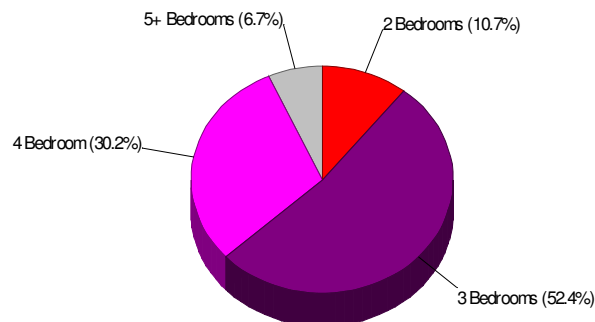
**Average Age of Housing 19 years**



**Type of Dwelling**

## Home Ownership For Neighborhood Within Township of Weisenberg

**Owner Occupied Households = 88.2%**  
**Median Housing Value = \$265,443**  
**Median Number of Bedrooms = 3**



**Home Size Breakdown**

Prepared by RE/MAX Real Estate



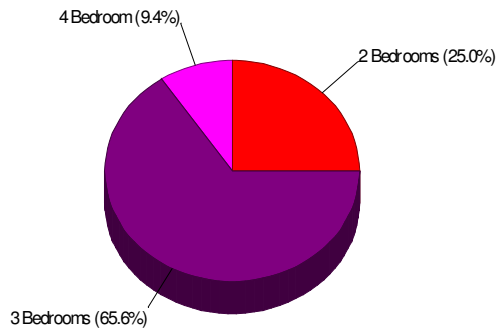




## Rental

### For Neighborhood Within Township of Weisenberg

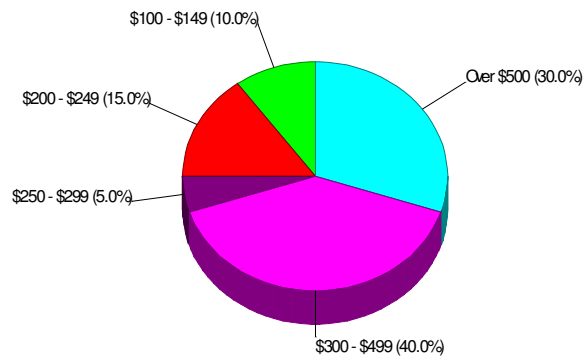
**Renter Occupied Households = 11.8%**  
**Median Monthly Rent = \$646**  
**Median Number of Bedrooms = 3**



**Home Size Breakdown**

## Home Sales Pricing Pattern (Closest 20)

**Median Price = \$382,000**  
**Average Price = \$374,650**



**Dollars In Thousands  
Homes Sold In Past Year**

Prepared by RE/MAX Real Estate





## Crime Information

---

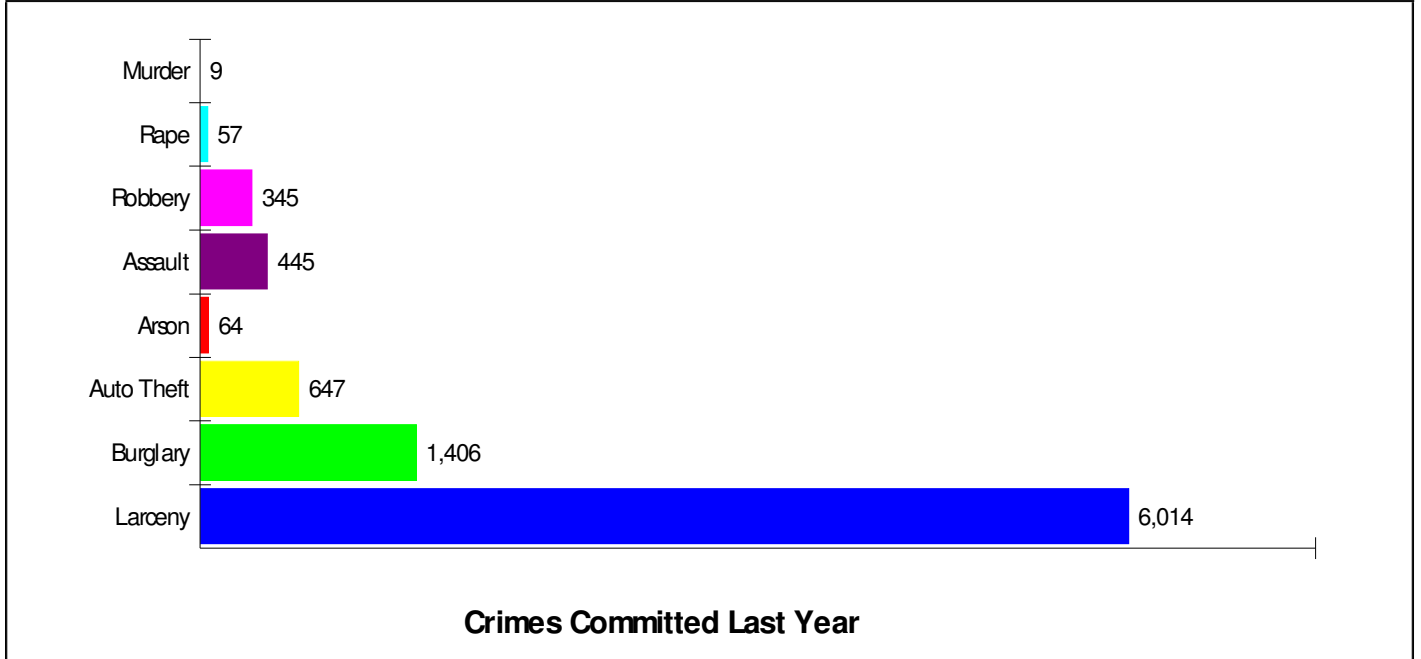
# Weisenberg, Township of

Prepared by RE/MAX Real Estate

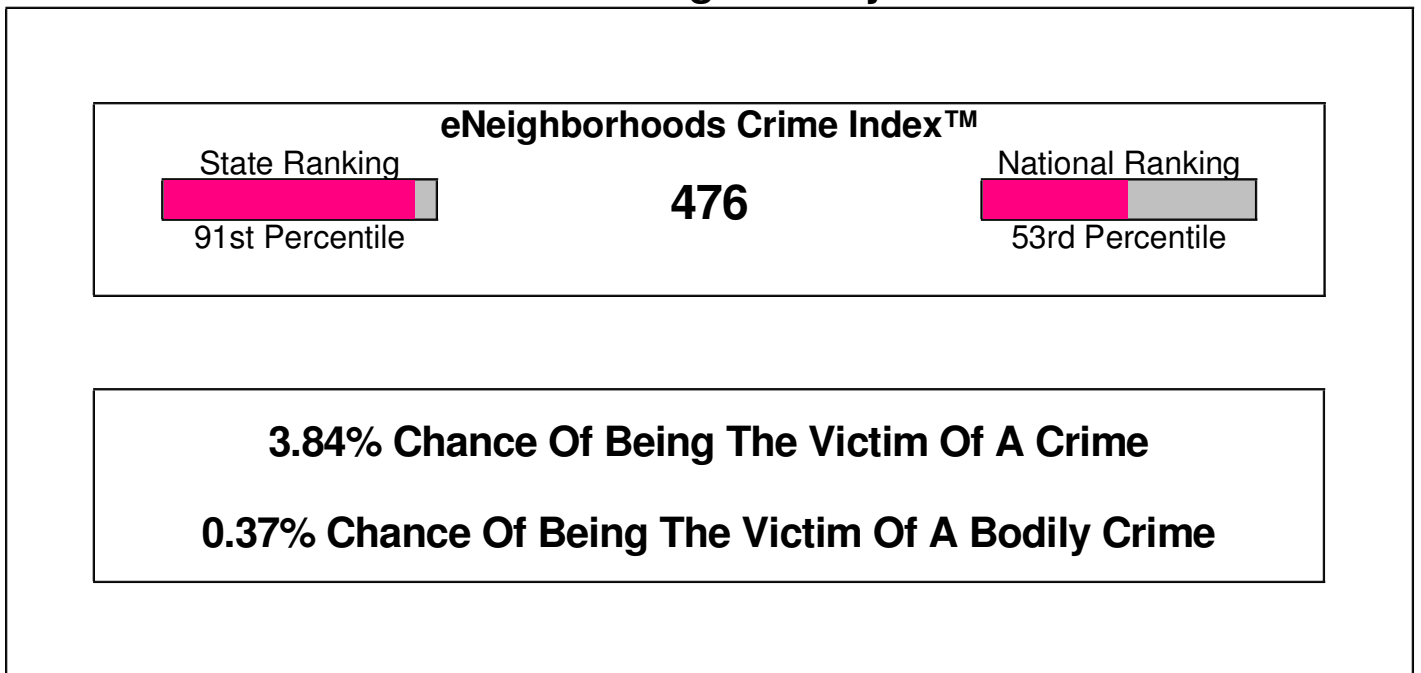




## Crime Incidents For Lehigh County



## Crime Index For Lehigh County





## Climate Information

---

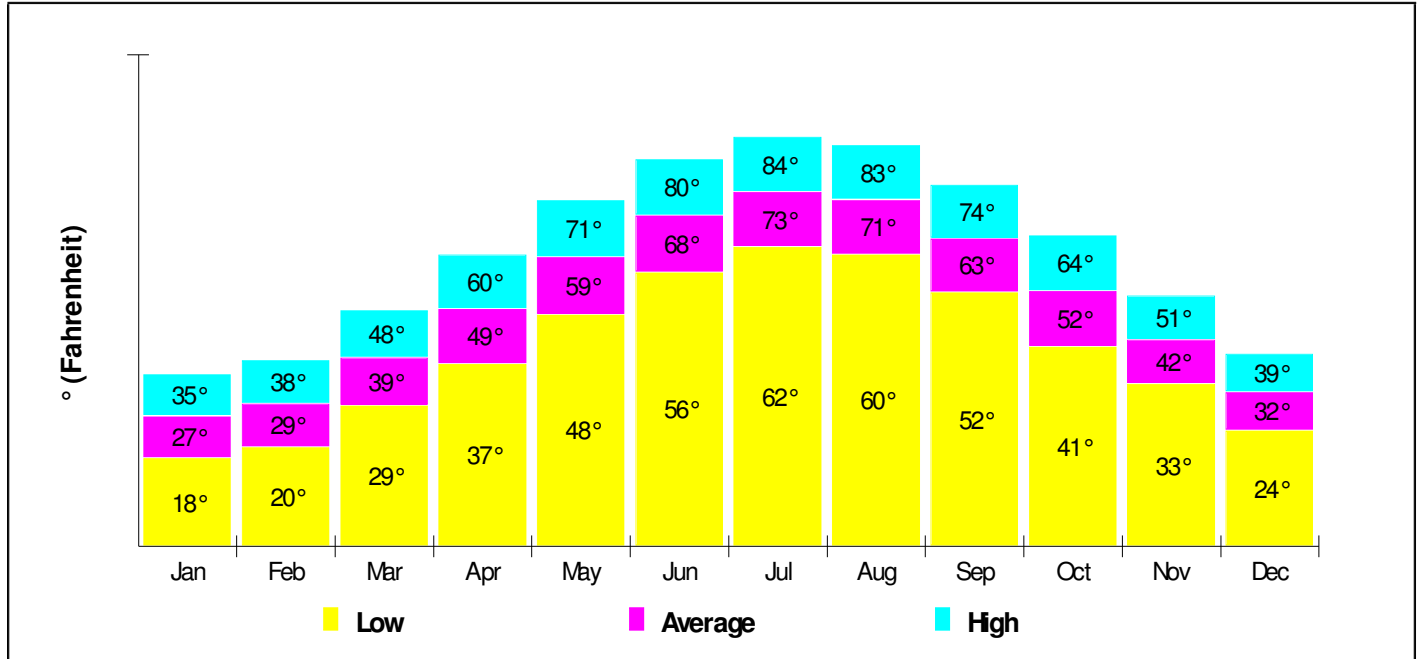
# Weisenberg, Township of

Prepared by RE/MAX Real Estate

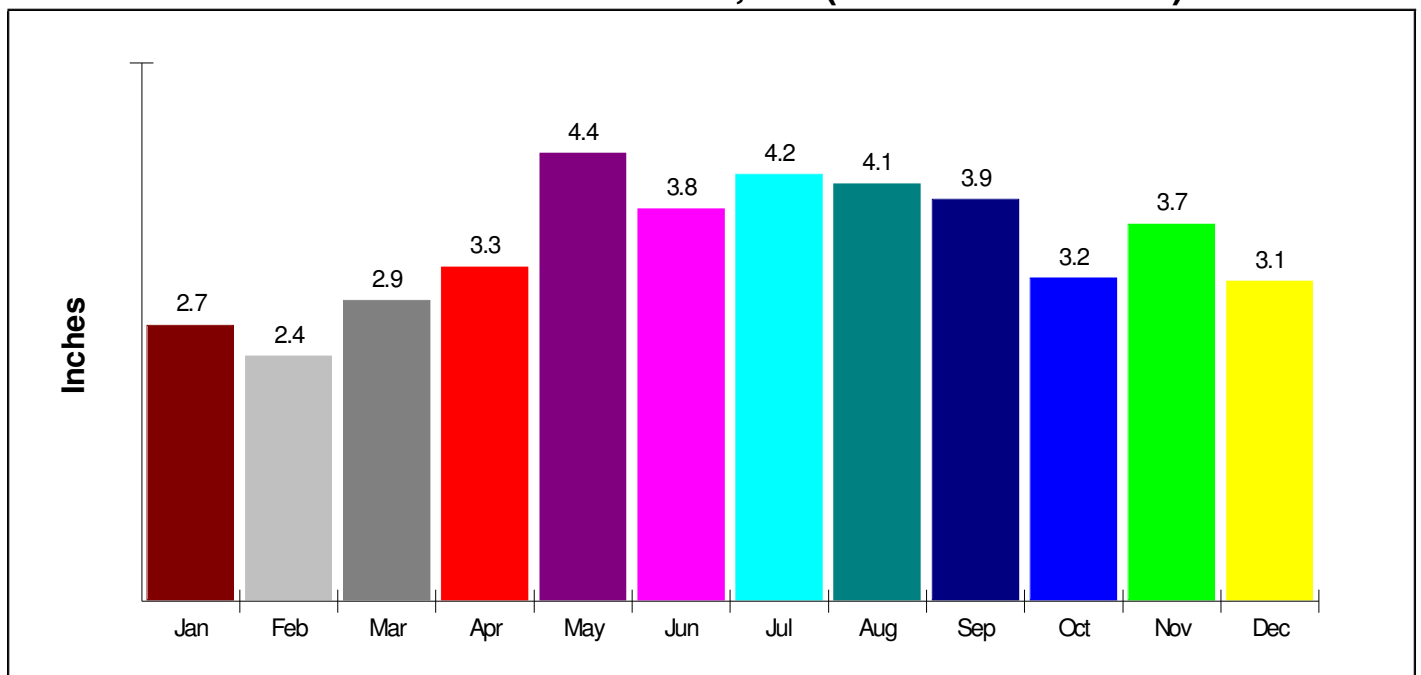




## Temperature Measured at PALMERTON, PA (elevation = 410ft. )



## Average Precipitation Measured at PALMERTON, PA (elevation = 410ft. )



Prepared by RE/MAX Real Estate





Houses of Worship

**Weisenberg, Township of**

Prepared by RE/MAX Real Estate





## Houses of Worship

**HOPE COMMUNITY CHURCH** Phone: (610)285-6967  
 7974 CLAUSVILLE RD, FOGELSVILLE, PA 18051 Distance from Subject: 2.40 miles  
**Denomination:** Methodist Churches

**ZIEGELS UNION CHURCH** Phone: (610)285-6157  
 9990 ZIEGELS CHURCH RD, BREINIGSVILLE, PA 18031 Distance from Subject: 2.50 miles  
**Denomination:** Churches, Denomination Unknown

**SAINT JOHN'S U C C CHURCH** Phone: (610)398-7015  
 N CHURCH, FOGELSVILLE, PA 18051 Distance from Subject: 2.60 miles  
**Denomination:** Churches of Christ

**CHRIST'S CHURCH AT LOWHILL** Phone: (610)298-2527  
 4695 LOWHILL CHURCH RD, NEW TRIPOLI, PA 18066 Distance from Subject: 3.30 miles  
**Denomination:** Presbyterian Churches

**BLUE MOUNTAIN MENIT FELLOWSHIP** Phone: (610)298-8059  
 5469 OWL VALLEY RD, NEW TRIPOLI, PA 18066 Distance from Subject: 3.80 miles  
**Denomination:** Mennonite Churches

**EBENEZER UNION CHURCH** Phone: (610)298-8000  
 NEW TRIPOLI, PA 18066 Distance from Subject: 4.20 miles  
**Denomination:** Churches, Denomination Unknown

**SAINT JOHN'S LUTHERAN CHURCH** Phone: (610)395-5535  
 1030 CHURCH ST, FOGELSVILLE, PA 18051 Distance from Subject: 4.30 miles  
**Denomination:** Lutheran Churches

**MOUNT ZION LUTHERAN CHURCH** Phone: (610)756-6210  
 1343 LONG LANE RD, KUTZTOWN, PA 19530 Distance from Subject: 4.30 miles  
**Denomination:** Lutheran Churches

**ZION UNION CHURCH** Phone: (610)683-7485  
 MAXATAWNY, PA 19538 Distance from Subject: 4.30 miles  
**Denomination:** Churches, Denomination Unknown

**EVANGEL ASSEMBLY OF GOD** Phone: (610)683-6409  
 217 HOTTENSTEIN RD, KUTZTOWN, PA 19530 Distance from Subject: 4.60 miles  
**Denomination:** Assembly of God Churches



## Houses of Worship

---

**LIVING STONE FELLOWSHIP CHURCH**

6925 FLINT HILL RD, NEW TRIPOLI, PA 18066

**Denomination:** Churches, Denomination Unknown**Phone:** (610)298-3020**Distance from Subject:** 4.80 miles

---

**BIBLE BAPTIST**

511 FARMINGTON RD, BREINIGSVILLE, PA 18031

**Denomination:** Baptist Churches**Phone:** (610)530-9066**Distance from Subject:** 4.90 miles

---

**NEW TRIPOLI 7TH DAY ADVENTIST**

RR 3, NEW TRIPOLI, PA 18066

**Denomination:** Seventh Day Adventist Churches**Phone:** (610)298-2337**Distance from Subject:** 4.90 miles

---

**WEISENBERG CHURCH**

RR 2, NEW TRIPOLI, PA 18066

**Denomination:** Churches, Denomination Unknown**Phone:** (610)298-2437**Distance from Subject:** 4.90 miles

---

**NEW JERUSALEM ZION UNITED CHURCH**

1456 KRUMSVILLE RD, LENHARTSVILLE, PA 19534

**Denomination:** Churches, Denomination Unknown**Phone:** (610)756-6892**Distance from Subject:** 5.20 miles





## County Facts



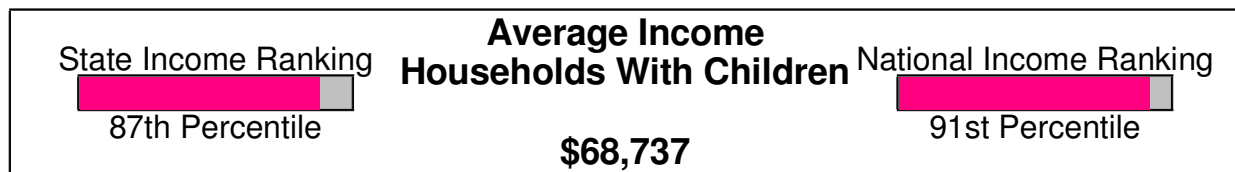
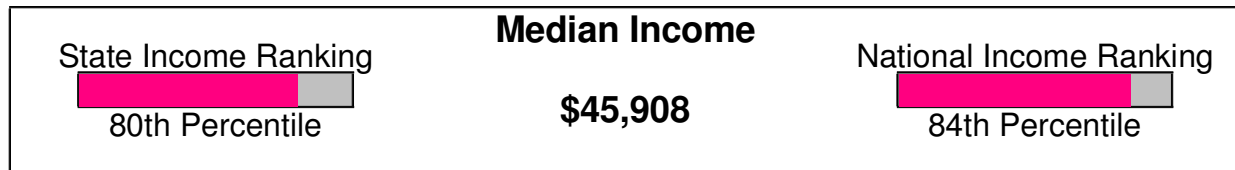
## Weisenberg, Township of

Prepared by RE/MAX Real Estate



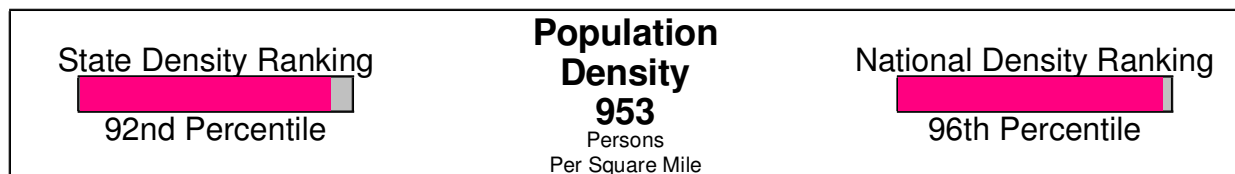


## Income For Lehigh County



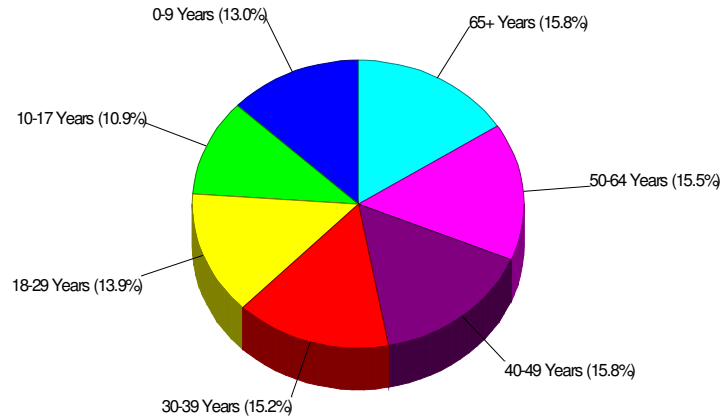
## Population For Lehigh County

**Population = 330,433**  
**Land Area = 346.7 Square Miles**



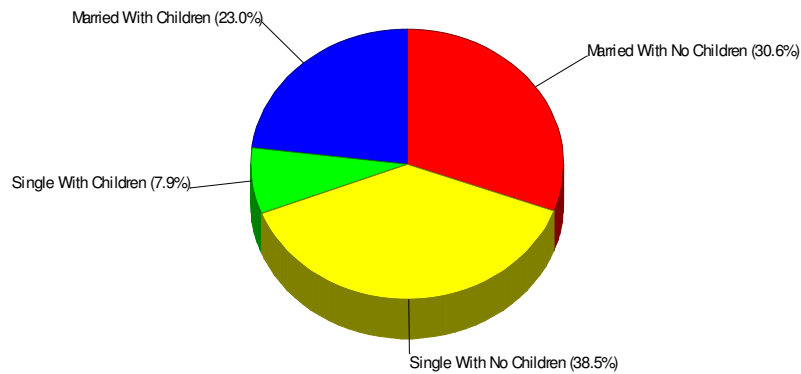


## Age Breakdown For Lehigh County Average Age = 38.2 Years



## Household Characteristics For Lehigh County

**53.6% Married**  
**30.9% With Children**



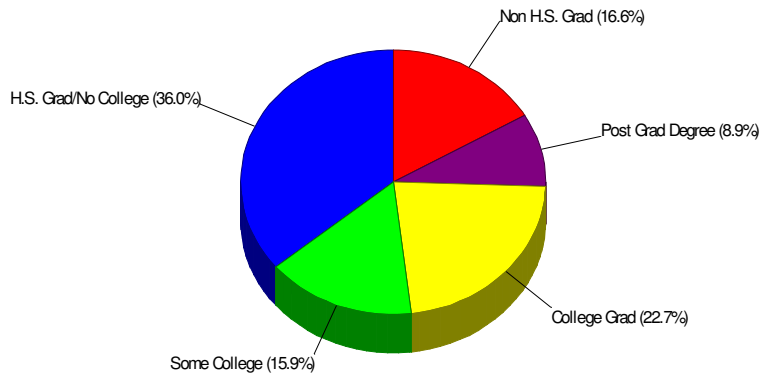
Prepared by RE/MAX Real Estate





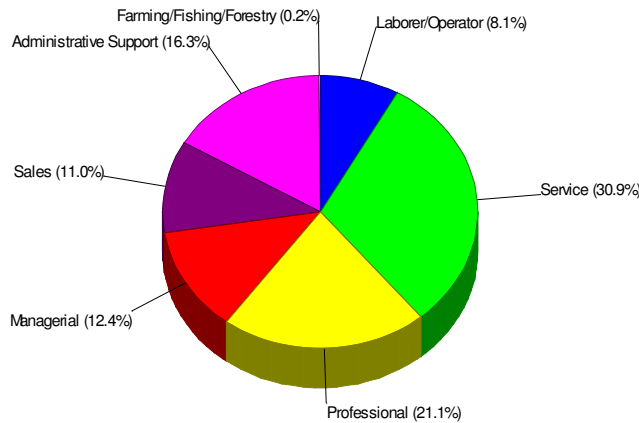
## Adult Education Level For Lehigh County

**83.4% High School Graduates  
31.6% College Graduates**



## Employment For Lehigh County

**Average Travel Time To Work = 23.9 Minutes**



**Occupation**