



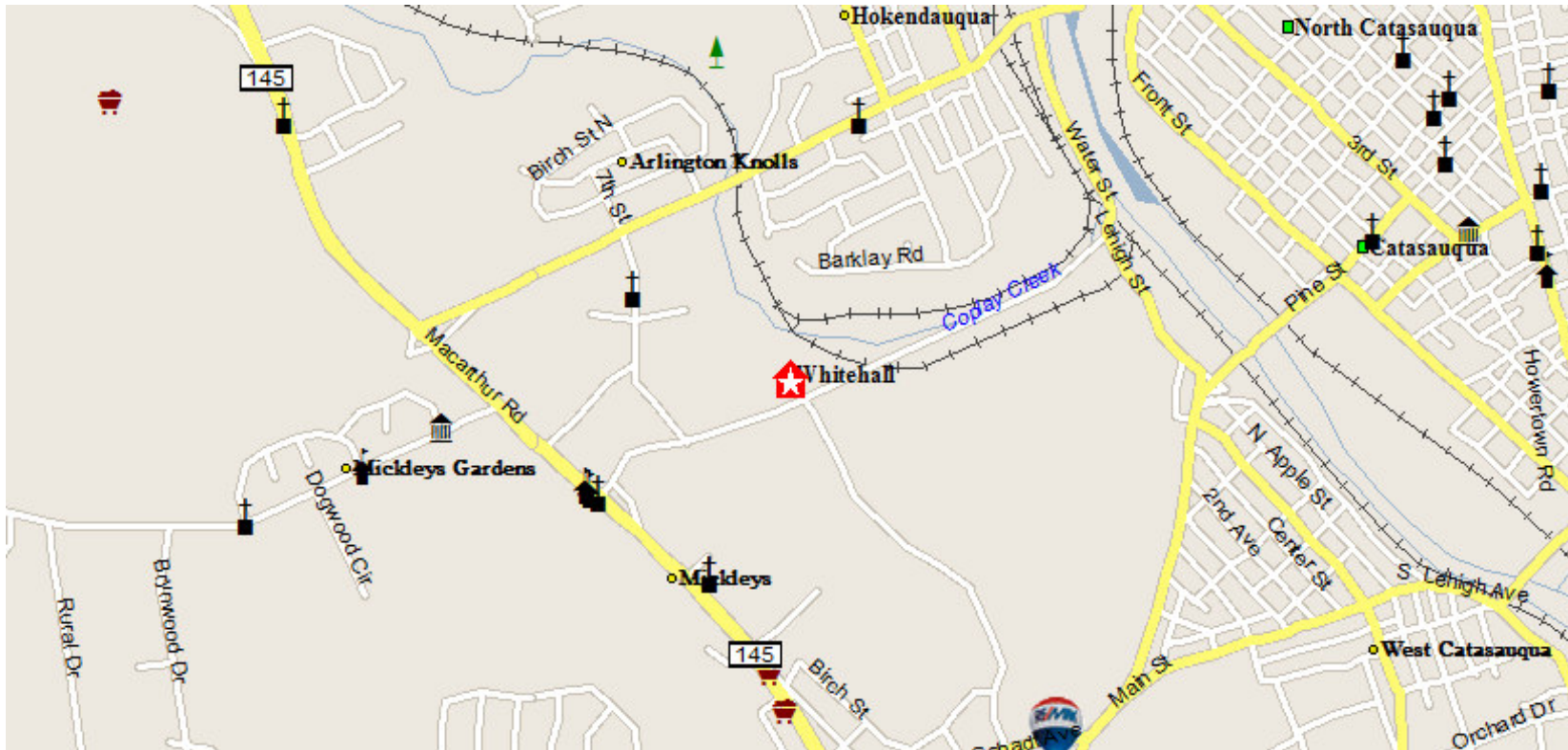
## Neighborhood Report

**RE/MAX Real Estate**  
**Allentown - Bethlehem - Easton**  
**Office: (A) 610-770-9000**  
**Office: (B) 610-691-6100**  
**Office: (E) 610-258-9600**  
**Web: [www.LehighValleyHome.com](http://www.LehighValleyHome.com)**





## WHITEHALL, TOWNSHIP OF, PA





## Area Facts



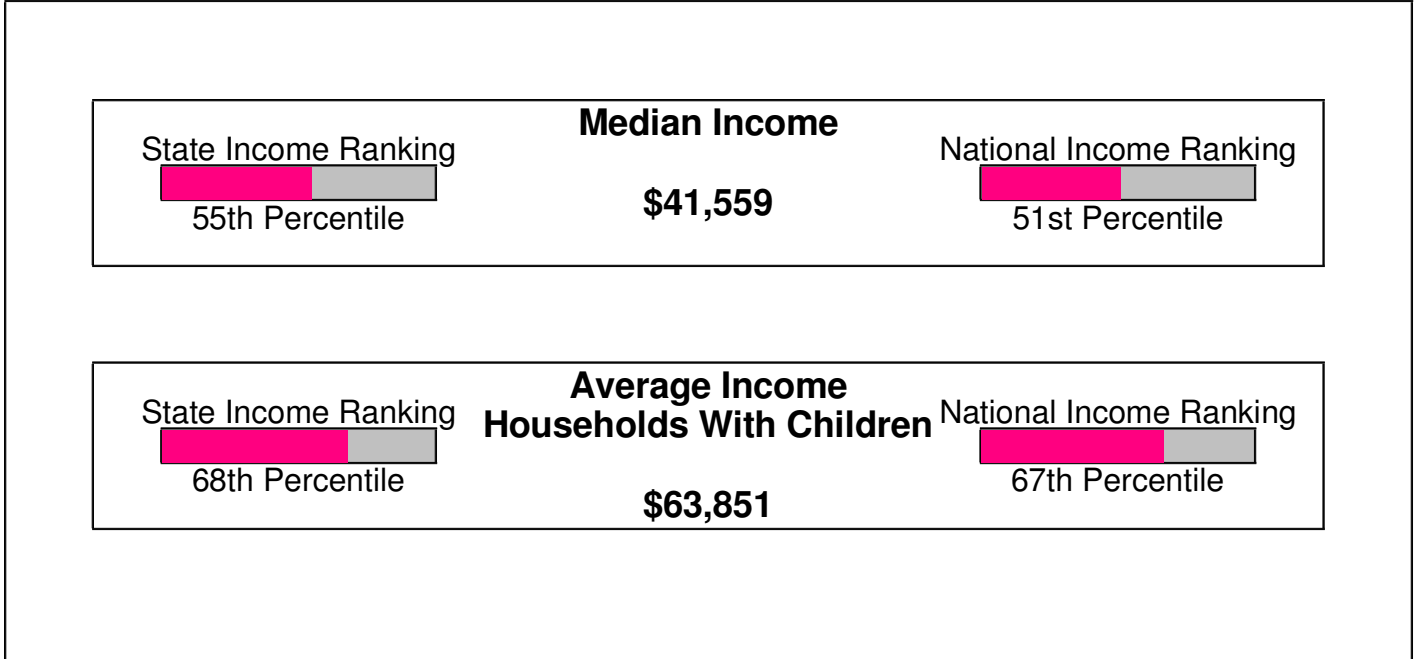
## Whitehall, Township of

Prepared by RE/MAX Real Estate

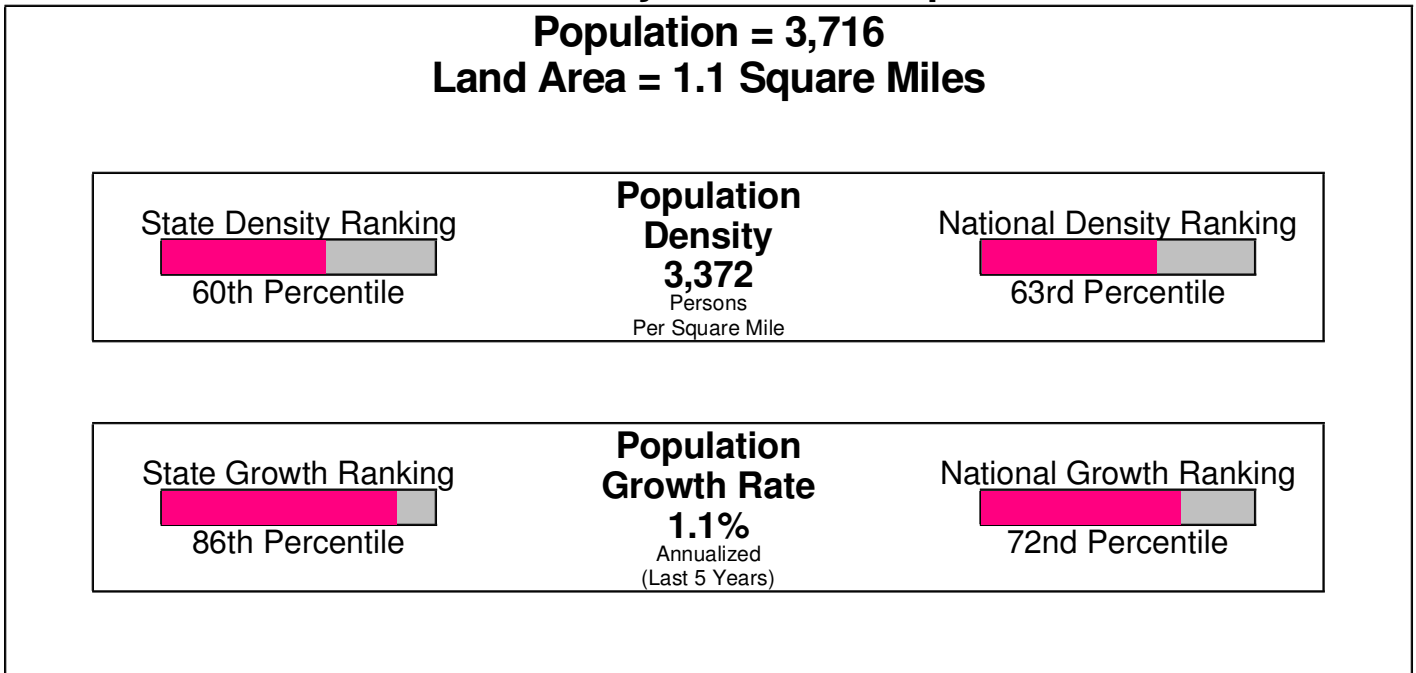




## Income For Locality of Hokendauqua

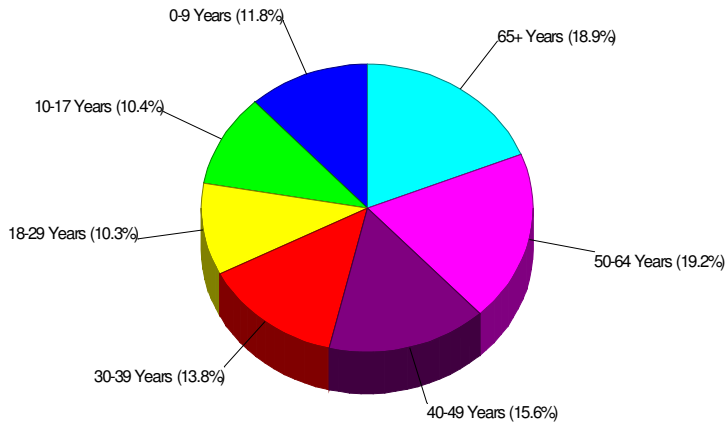


## Population For Locality of Hokendauqua



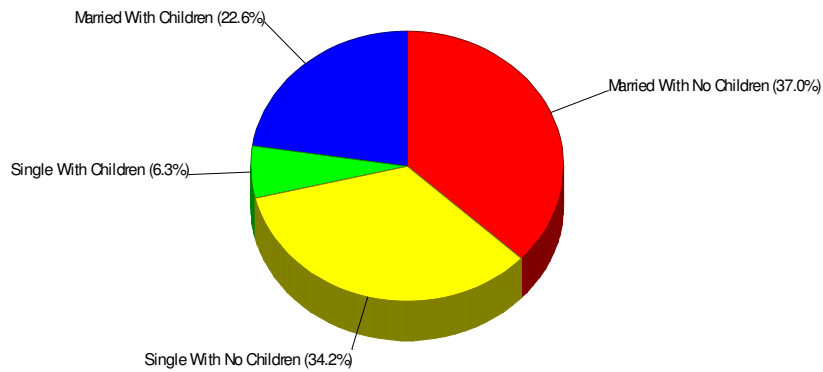


### Age Breakdown For Locality of Hokendauqua Average Age = 42.3 Years



### Household Characteristics For Locality of Hokendauqua

59.5% Married  
28.8% With Children

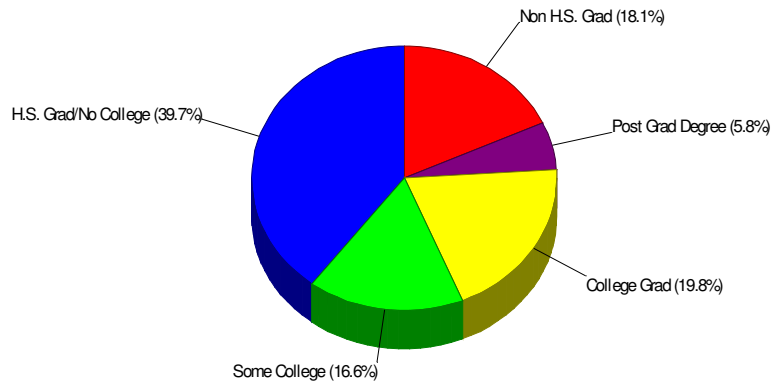


Prepared by RE/MAX Real Estate

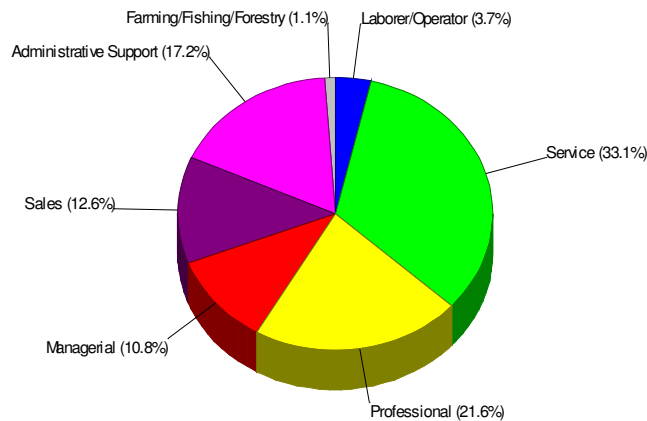




**Adult Education Level  
For Locality of Hokendauqua**  
81.9% High School Graduates  
25.6% College Graduates



**Employment  
For Locality of Hokendauqua**  
Average Travel Time To Work = 25.0 Minutes



**Occupation**

Prepared by RE/MAX Real Estate





## School Information

---

# Whitehall, Township of

Prepared by RE/MAX Real Estate

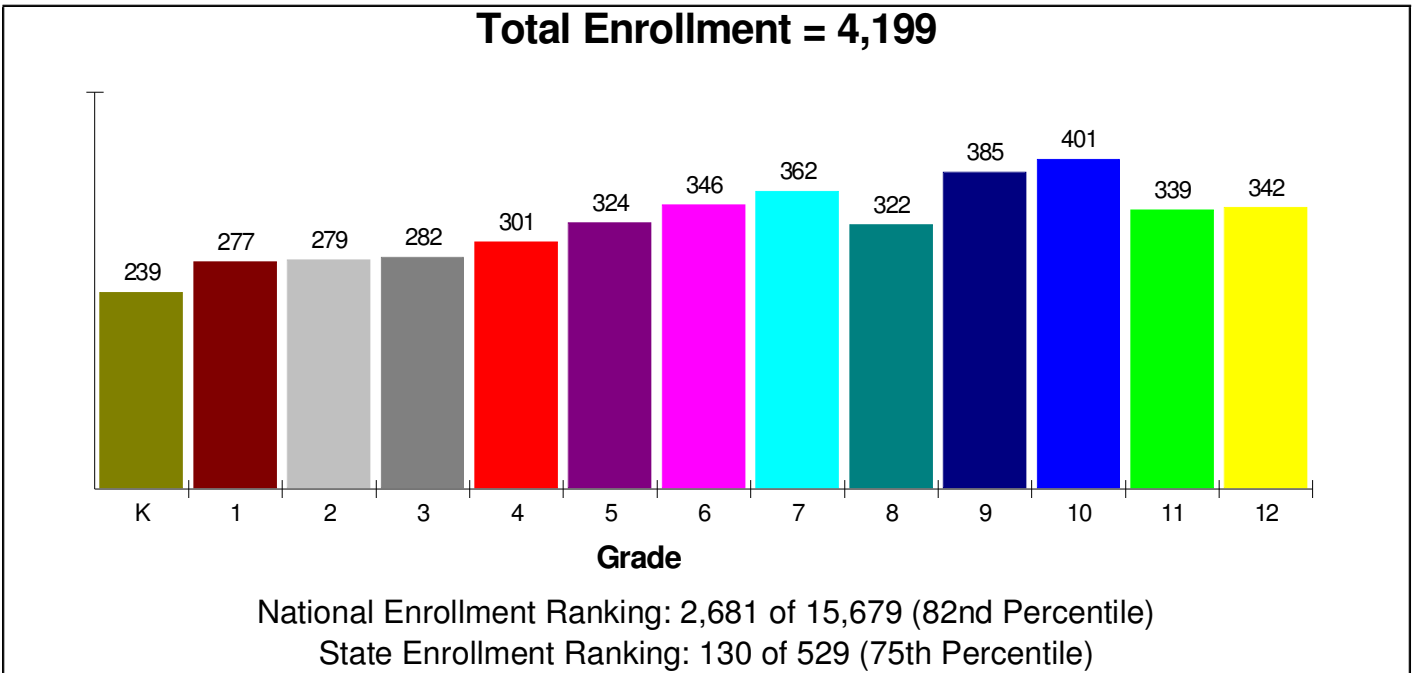




**General Facts  
FOR WHITEHALL-COPLAY SCHOOLS**

WHITEHALL-COPLAY SCHOOLS 2940 MACARTHUR RD WHITEHALL, PA 18052		
Type:	(610)439-1431	Independent Local District
Grade Range:		K - 12
Schools:		4
Teacher:		232
Students:		4,199
Student/Teacher Ratio:		18.1 To 1
Student/Librarian Ratio:		1,049.8 To 1
Secondary Student/Guidance Ratio:		366.8 To 1

**Student Enrollment By Grade  
FOR WHITEHALL-COPLAY SCHOOLS**



Prepared by RE/MAX Real Estate

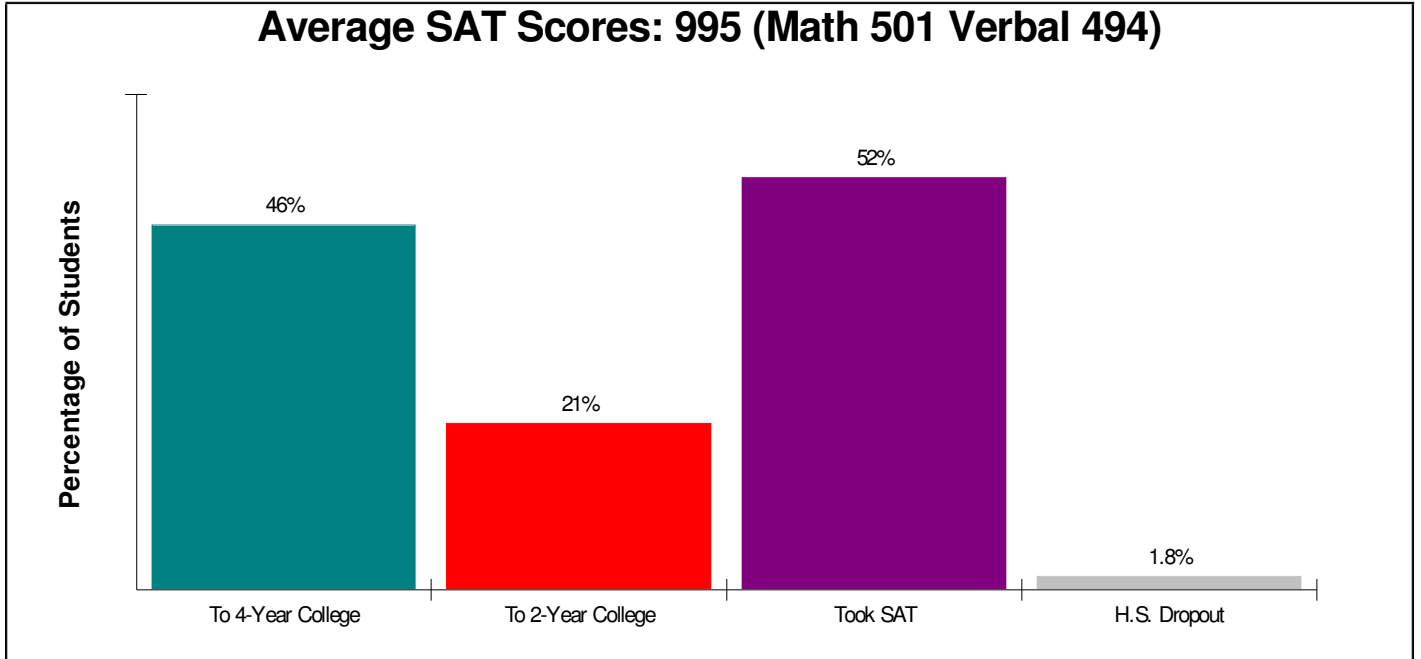






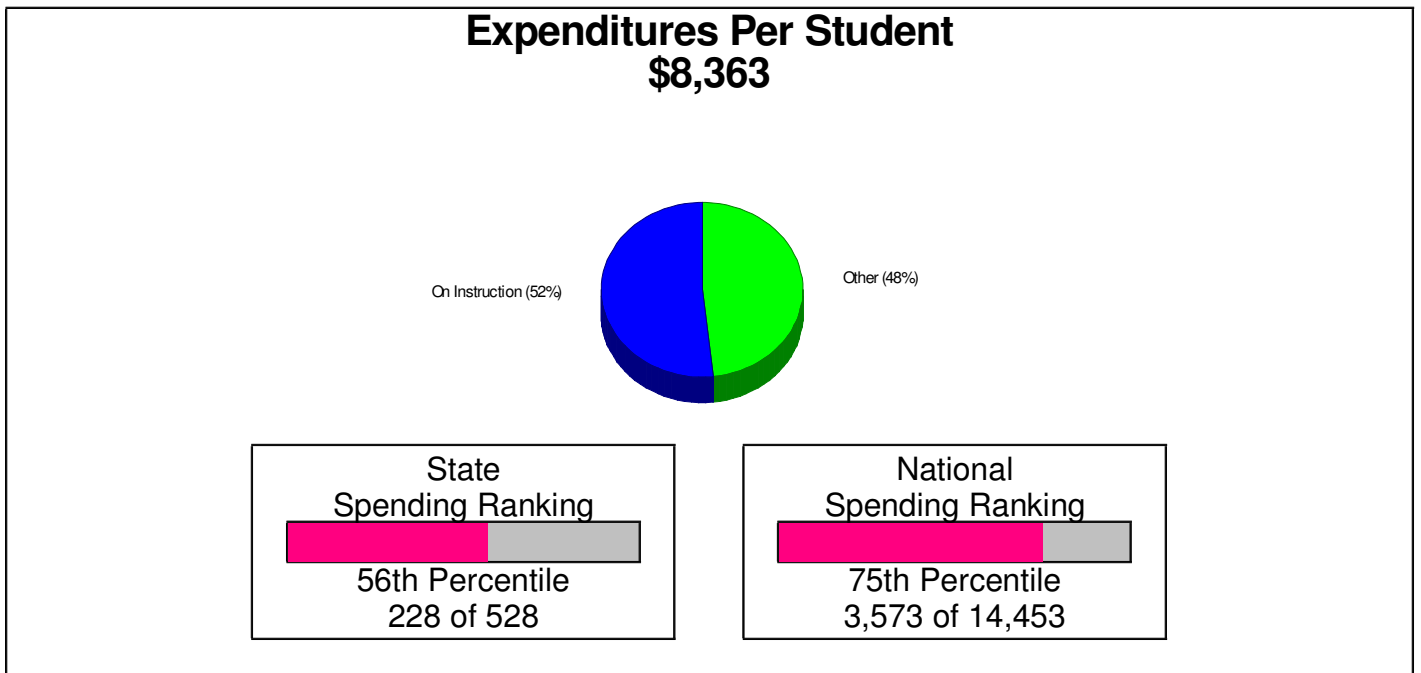
## High School Statistics FOR WHITEHALL-COPLAY SCHOOLS

Average SAT Scores: 995 (Math 501 Verbal 494)



## School Expenditures FOR WHITEHALL-COPLAY SCHOOLS

Expenditures Per Student  
\$8,363

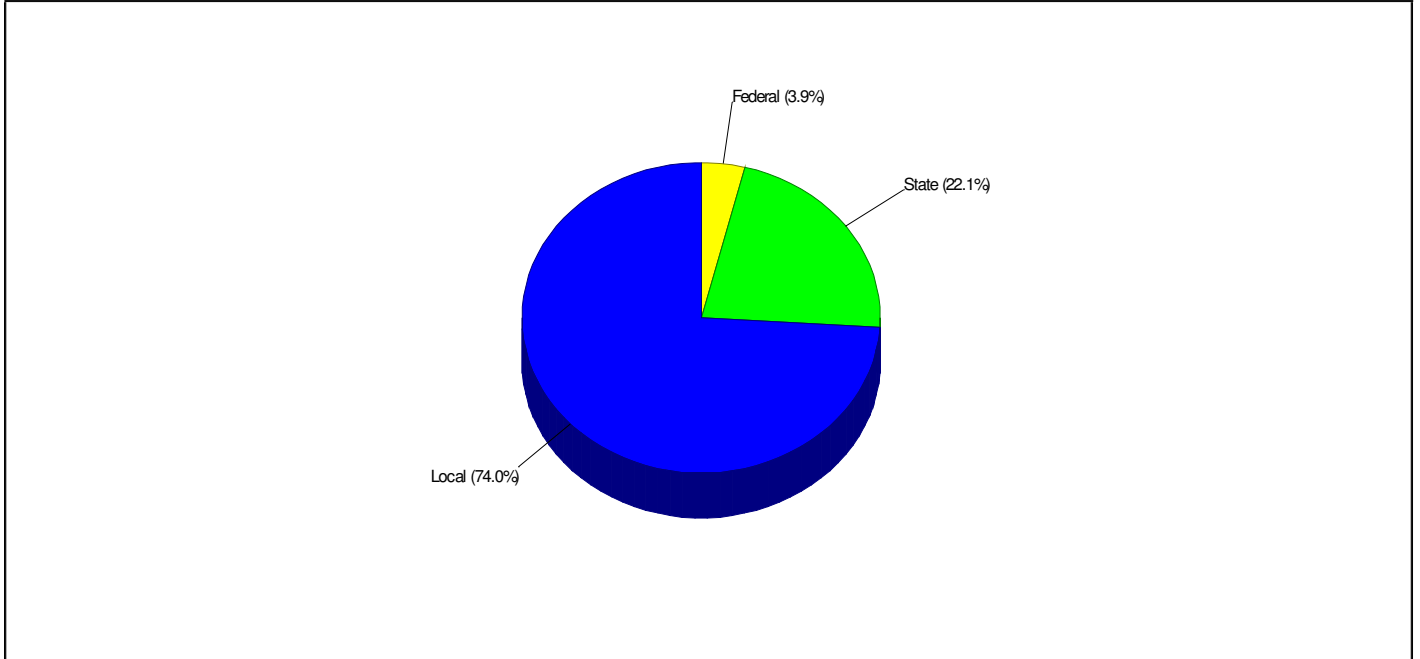


Prepared by RE/MAX Real Estate





## School Funding FOR WHITEHALL-COPLAY SCHOOLS





## Public Schools for District

---

**GEORGE D STECKEL ELEMENTARY SCHOOL**

2928 MACARTHUR RD, WHITEHALL, PA 18052

**Phone:** (610)435-1521**Grades:** 2 - 4**Distance from Subject:** 0.4 Miles**School Type:** Regular**Student/Teacher Ratio:** 16.2 to 1**Students/Teachers:** 840/52**Mascot:** Zephyrs**School Colors :** Gold & Maroon

---

**WHITEHALL-COPLAY MIDDLE SCHOOL**

2930 MACARTHUR RD, WHITEHALL, PA 18052

**Phone:** (610)439-1439**Grades:** 5 - 8**Distance from Subject:** 0.4 Miles**School Type:** Regular**Student/Teacher Ratio:** 18.3 to 1**Students/Teachers:** 1,334/73**Mascot:** Zephyrs**School Colors :** Maroon & Gold

---

**CLARENCE M GOCKLEY ELEMENTARY SCHOOL**

2932 MACARTHUR RD, WHITEHALL, PA 18052

**Phone:** (610)433-7551**Grades:** K - 1**Distance from Subject:** 0.4 Miles**School Type:** Regular**Student/Teacher Ratio:** 19.7 to 1**Students/Teachers:** 492/25

---

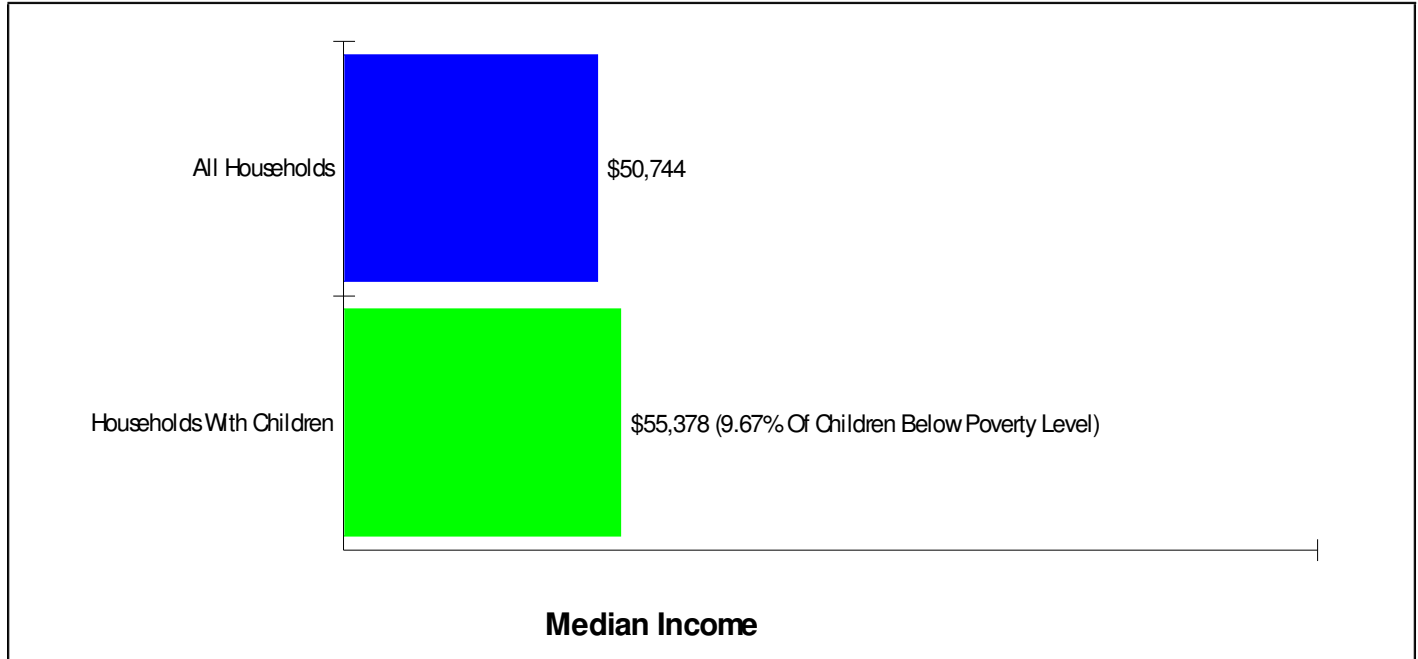
**WHITEHALL SENIOR HIGH SCHOOL**

3800 MECHANICSVILLE RD, WHITEHALL, PA 18052

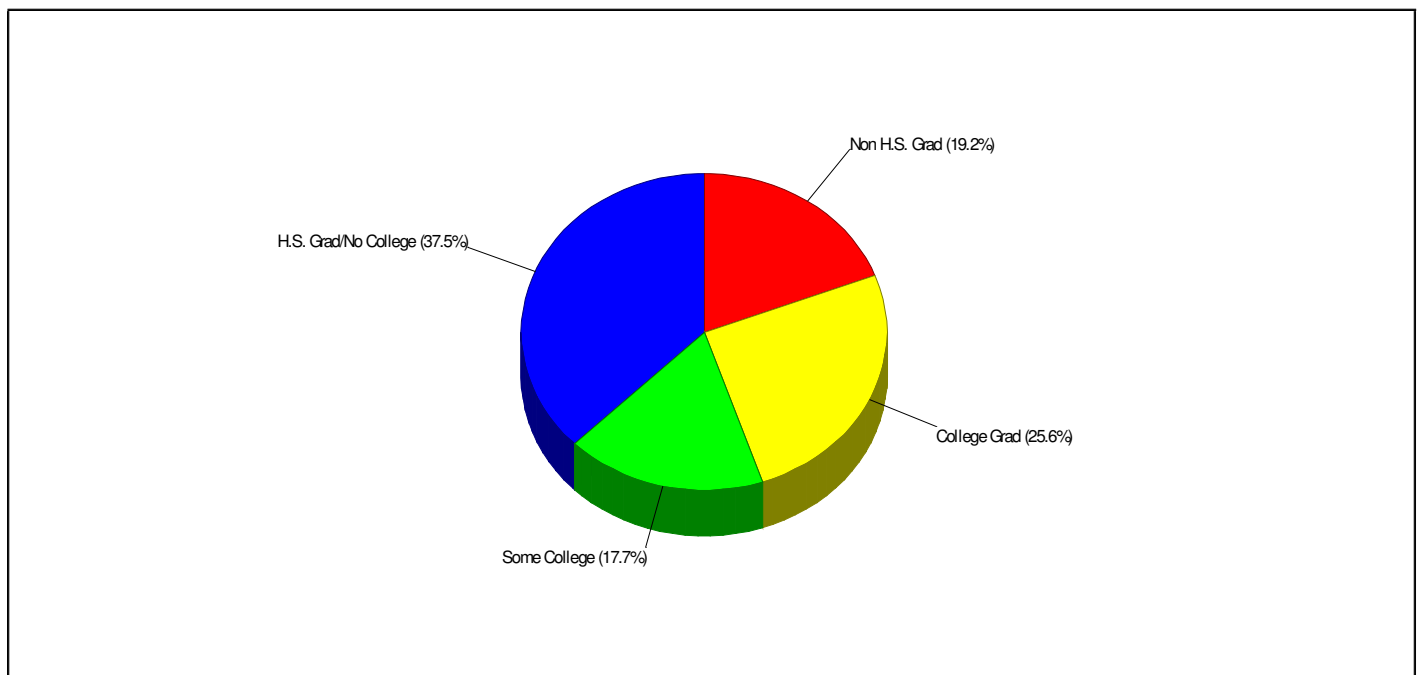
**Phone:** (610)437-5081**Grades:** 9 - 12**Distance from Subject:** 0.7 Miles**School Type:** Regular**Student/Teacher Ratio:** 17.6 to 1**Students/Teachers:** 1,447/82**Mascot:** Zephyrs**School Colors :** Gold & Maroon**Average SAT:** 995 (Math 501 Verbal 494)**Graduates To 2-Year College:** 21.0%**Students Taking SAT:** 52.0%**Graduates To 4-Year College:** 46.0%



## Income FOR WHITEHALL-COPLAY SCHOOLS



## Parent Education Level FOR WHITEHALL-COPLAY SCHOOLS



Prepared by RE/MAX Real Estate





## Private Schools

Private School Enrollment= 19.15% within School District

### CHRIST THE KING SCHOOL

3008 SOUTH RUCH St., WHITEHALL, PA 18052

Distance from Subject: 1.0 Miles

Affiliation: Roman Catholic

Students: 306

Phone: (610)262-4177

Grades: PK - 8

School Type: Regular

Gender: Coed

Student/Teacher Ratio: 18.2 to 1

Enrollment By Grade: PK-53 K-22 1-33 2-35 3-27 4-26 5-21 6-42 7-25

### CHRIST THE KING SCHOOL

22 S 5th St., COPLAY, PA 18037

Distance from Subject: 1.3 Miles

Affiliation: Roman Catholic

Students: 281

Student/ Homeroom Ratio: 31.2

School Colors: Royal & White

Phone: (610)262-5822

Grades: K - 8

School Type: Not Given

Gender: Not Given

Mascot: Eagles

### THE CONCEPT SCHOOL

3950 Mechanicsville Rd, WHITEHALL, PA 18052

Distance from Subject: 1.3 Miles

Affiliation: Not Given

Students: 50

Student/ Homeroom Ratio: 16.7

School Colors: White & Kelly Green

Phone: (610)799-2341

Grades: 2 - 12

School Type: Not Given

Gender: Not Given

### LEHIGH VALLEY SDA SCHOOL

3950 Mechanicsville Rd, WHITEHALL, PA 18052

Distance from Subject: 1.3 Miles

Affiliation: Seventh-Day Adventist

Students: 30

Student/ Homeroom Ratio: 10.0

School Colors: Navy & White

Enrollment By Grade: 1-3 2-5 3-1 4-7 5-5 6-3 7-4 8-2

Phone: (610)799-2341

Grades: 1 - 8

School Type: Regular

Gender: Coed

Student/Teacher Ratio: 10.0 to 1

### RACE STREET BAPTIST ACADEMY

610 RACE STREET, CATASAUQUA, PA 18032

Distance from Subject: 1.7 Miles

Affiliation: Baptist

Students: 9

Enrollment By Grade: K-1 3-1 4-1 7-1 10-1 12-2

Phone: (610)266-9716

Grades: K - 12

School Type: Regular

Gender: Coed

Student/Teacher Ratio: 9.0 to 1



## Private Schools

Private School Enrollment= 19.15% within School District

### ST. ELIZABETH REGIONAL SCHOOL

433 Pershing Blvd, WHITEHALL, PA 18052

Distance from Subject: 1.9 Miles

Affiliation: Roman Catholic

Students: 285

Student/ Homeroom Ratio: 31.7

School Colors: Royal & White

Enrollment By Grade: PK-45 K-22 1-32 2-31 3-24 4-27 5-28 6-27 7-27 8-22

Phone: (610)264-0143

Grades: PK - 8

School Type: Regular

Gender: Coed

Student/Teacher Ratio: 20.7 to 1

### OUR LADY OF HUNGARY REGIONAL S

1300 Newport Ave, NORTHAMPTON, PA 18067

Distance from Subject: 2.0 Miles

Affiliation: Roman Catholic

Students: 377

Student/ Homeroom Ratio: 23.6

School Colors: Royal & White

Enrollment By Grade: PK-58 K-41 1-38 2-37 3-37 4-41 5-30 6-35 7-31 8-29

Phone: (610)262-9171

Grades: PK - 8

School Type: Regular

Gender: Coed

Student/Teacher Ratio: 17.6 to 1

### ST. JOHN THE BAPTIST

1357 Newport Ave, NORTHAMPTON, PA 18067

Distance from Subject: 2.0 Miles

Affiliation: Other

Students: 77

Student/ Homeroom Ratio: 7.7

School Colors: Royal & Gold

Enrollment By Grade: PK-11 K-12 1-14 2-10 3-10 4-4 5-3 6-6 7-5 8-2

Phone: (610)262-2231

Grades: PK - 8

School Type: Regular

Gender: Coed

Student/Teacher Ratio: 7.3 to 1

Mascot: Lions

### BELLES & BEAUS CHILD CARE

ALLENTOWN, PA 18109

Distance from Subject: 2.1 Miles

Affiliation: Nonsectarian

Students: 15

Enrollment By Grade: PK-10 K-5

Phone: (610)264-0440

Grades: PK - K

School Type: Not Given

Gender: Coed

Student/Teacher Ratio: 5.0 to 1

### LITTLE PEOPLE DAY CARE SCHOOL

1325 FAIRMONT STREET, WHITEHALL, PA 18052

Distance from Subject: 2.3 Miles

Affiliation: Nonsectarian

Students: 100

Enrollment By Grade: PK-75 K-25

Phone: (610)776-0655

Grades: PK - K

School Type: Early Childhood

Gender: Coed

Student/Teacher Ratio: 8.6 to 1



## Housing Information

---

# Whitehall, Township of

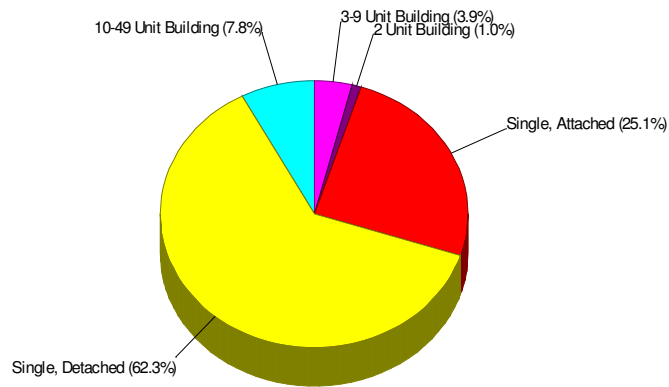
Prepared by RE/MAX Real Estate





## Housing Characteristics For Neighborhood Within Locality of Hokendauqua

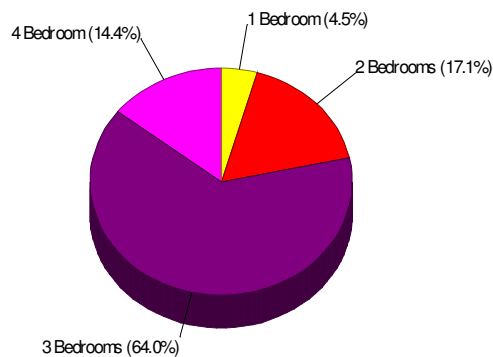
**Average Age of Housing 42 years**



**Type of Dwelling**

## Home Ownership For Neighborhood Within Locality of Hokendauqua

**Owner Occupied Households = 82.3%**  
**Median Housing Value = \$169,862**  
**Median Number of Bedrooms = 3**



**Home Size Breakdown**

Prepared by RE/MAX Real Estate



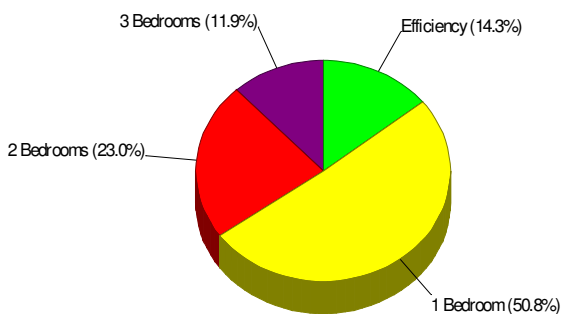




## Rental

### For Neighborhood Within Locality of Hokendauqua

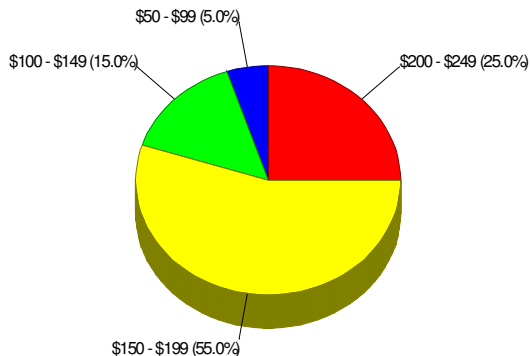
**Renter Occupied Households = 17.8%**  
**Median Monthly Rent = \$472**  
**Median Number of Bedrooms = 1**



Home Size Breakdown

## Home Sales Pricing Pattern (Closest 20)

**Median Price = \$170,000**  
**Average Price = \$174,000**



Dollars In Thousands  
Homes Sold In Past Year



## Crime Information

---

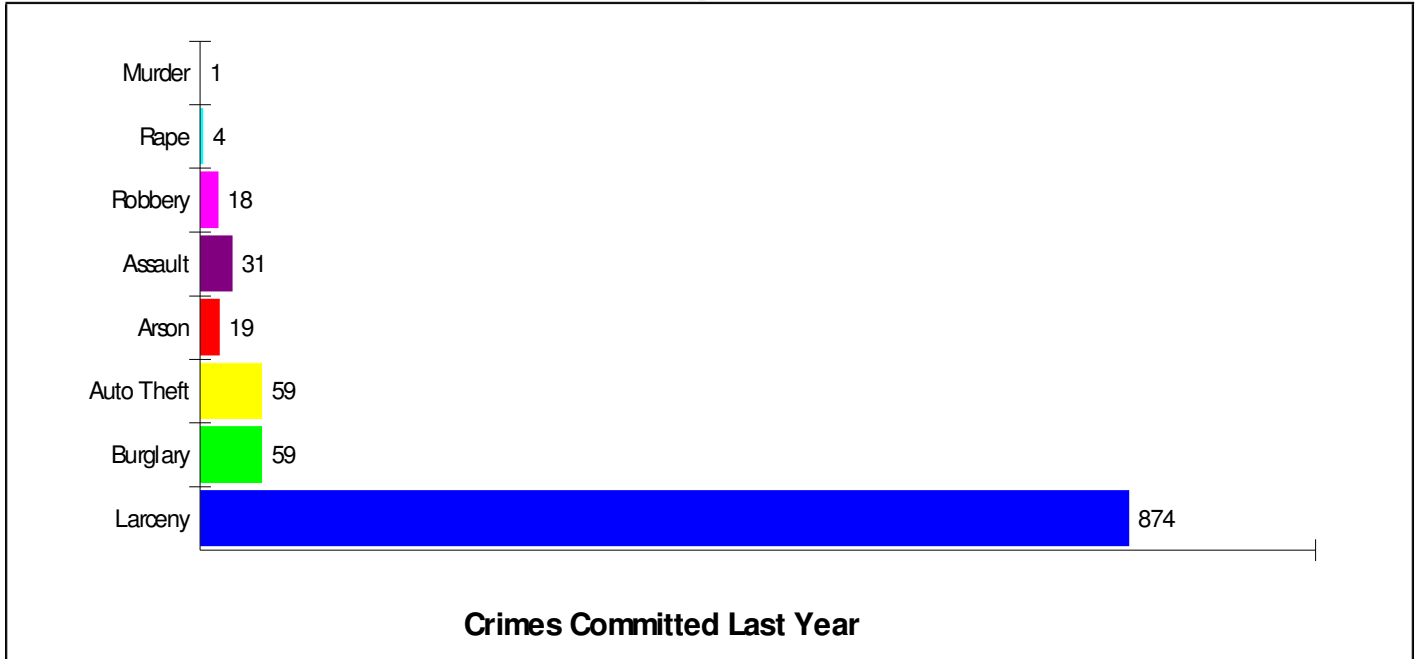
# Whitehall, Township of

Prepared by RE/MAX Real Estate







## Crime Incidents For Township of Whitehall



## Crime Index For Township of Whitehall

**eNeighborhoods Crime Index™**

<p>State Ranking</p>  <p>82nd Percentile</p>	<p><b>399</b></p>	<p>National Ranking</p>  <p>62nd Percentile</p>
---	-------------------	--

**4.28% Chance Of Being The Victim Of A Crime**

**0.22% Chance Of Being The Victim Of A Bodily Crime**



## Climate Information

---

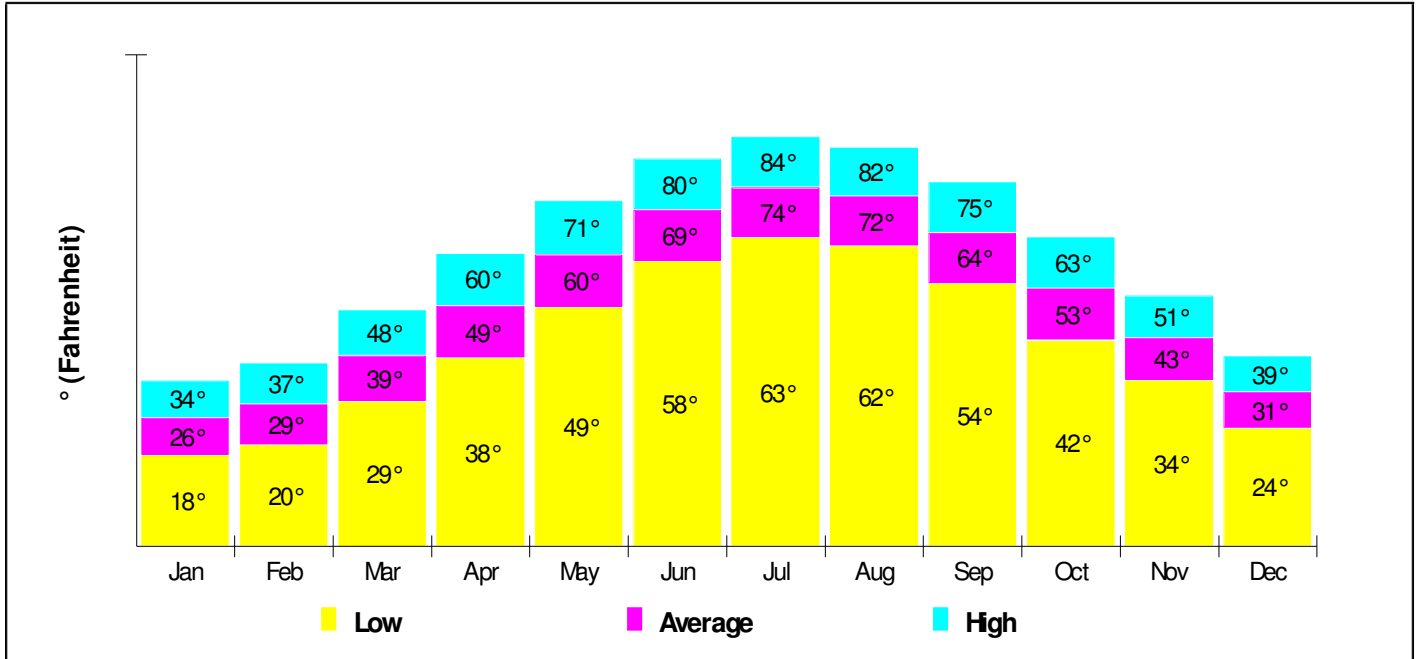
# Whitehall, Township of

Prepared by RE/MAX Real Estate

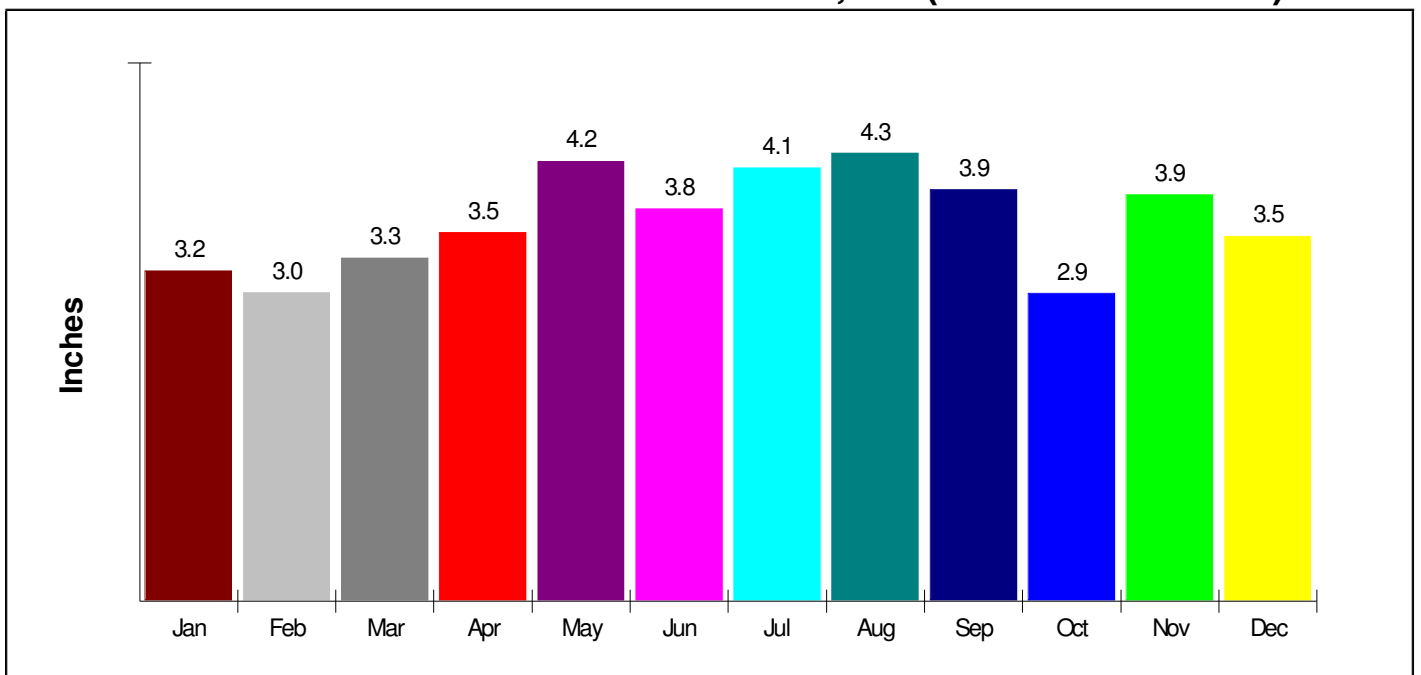




## Temperature Measured at ALLENTOWN AIRPORT, PA (elevation = 388ft. )



## Average Precipitation Measured at ALLENTOWN AIRPORT, PA (elevation = 388ft. )



Prepared by RE/MAX Real Estate





Houses of Worship

**Whitehall, Township of**

Prepared by RE/MAX Real Estate





## Houses of Worship

**BETHANY BIBLE FELLOWSHIP CHURCH**

3300 7TH ST, WHITEHALL, PA 18052

**Denomination:** Churches, Denomination Unknown**Phone:** (610)434-8661**Distance from Subject:** 0.30 miles**JEHOVAHS WITNESSES KINGDOM HALL**

7TH &amp; VERMONT, WHITEHALL, PA 18052

**Denomination:** Jehovah's Witnesses**Phone:** (610)439-0010**Distance from Subject:** 0.30 miles**NEW LIFE MINISTRY CENTER**

WHITEHALL, PA 18052

**Denomination:** Churches, Denomination Unknown**Phone:** (610)433-6318**Distance from Subject:** 0.30 miles**SAINT JOHNS UNITED CHURCH CHRIST**

2918 MACARTHUR RD, WHITEHALL, PA 18052

**Denomination:** Churches of Christ**Phone:** (610)821-8725**Distance from Subject:** 0.40 miles**GRACE BAPTIST CHURCH**

3341 LEHIGH ST, HOKENDAUQUA, PA 18052

**Denomination:** Baptist Churches**Phone:** (610)266-9530**Distance from Subject:** 0.40 miles**FIRST PRESBYTERIAN CHURCH HOKENDAUQUA**

3005 S FRONT ST, WHITEHALL, PA 18052

**Denomination:** Presbyterian Churches**Phone:** (610)264-9693**Distance from Subject:** 0.70 miles**SAINT ANDREWS'S AUDITORIUM**

3RD &amp; EUGENE, CATASAUQUA, PA 18032

**Denomination:** Churches, Denomination Unknown**Phone:** (610)264-5226**Distance from Subject:** 0.90 miles**SAINT STEPHEN'S NURSERY SCHOOL**

3900 MECHANICSVILLE RD, WHITEHALL, PA 18052

**Denomination:** Episcopal Churches**Phone:** (610)435-4260**Distance from Subject:** 0.90 miles**FAITH EVANGELICAL LUTHERAN CHURCH**

3355 MACARTHUR RD, WHITEHALL, PA 18052

**Denomination:** Lutheran Churches**Phone:** (610)435-0451**Distance from Subject:** 0.90 miles**PRESBYTERIAN CHURCH**

2ND &amp; PINE, CATASAUQUA, PA 18032

**Denomination:** Presbyterian Churches**Phone:** (610)264-2595**Distance from Subject:** 0.90 miles



## Houses of Worship

---

**ST JOHN THE BAPTIST RECTORY**  
3024 S RUCH ST, WHITEHALL, PA 18052  
**Denomination:** Baptist Churches

**Phone:** (610)262-2260  
**Distance from Subject:** 1.00 miles

---

**CORNERSTONE APOSTOLIC CHURCH**  
3192 COPLAY CT, WHITEHALL, PA 18052  
**Denomination:** Pentecostal Churches

**Phone:** (908)688-3331  
**Distance from Subject:** 1.00 miles

---

**HOLY TRINITY MEMORIAL LUTHERAN CHURCH**  
4TH & PINE, CATASAUQUA, PA 18032  
**Denomination:** Lutheran Churches

**Phone:** (610)264-2641  
**Distance from Subject:** 1.10 miles

---

**HOLY TRINITY ORTHODOX CHURCH**  
1021 5TH ST, CATASAUQUA, PA 18032  
**Denomination:** Greek Orthodox Churches

**Phone:** (610)264-0822  
**Distance from Subject:** 1.10 miles

---

**MAR ELIAS EASTERN ORTHODOX CHR**  
429 WALNUT ST, CATASAUQUA, PA 18032  
**Denomination:** Greek Orthodox Churches

**Phone:** (610)266-0265  
**Distance from Subject:** 1.10 miles





## County Facts



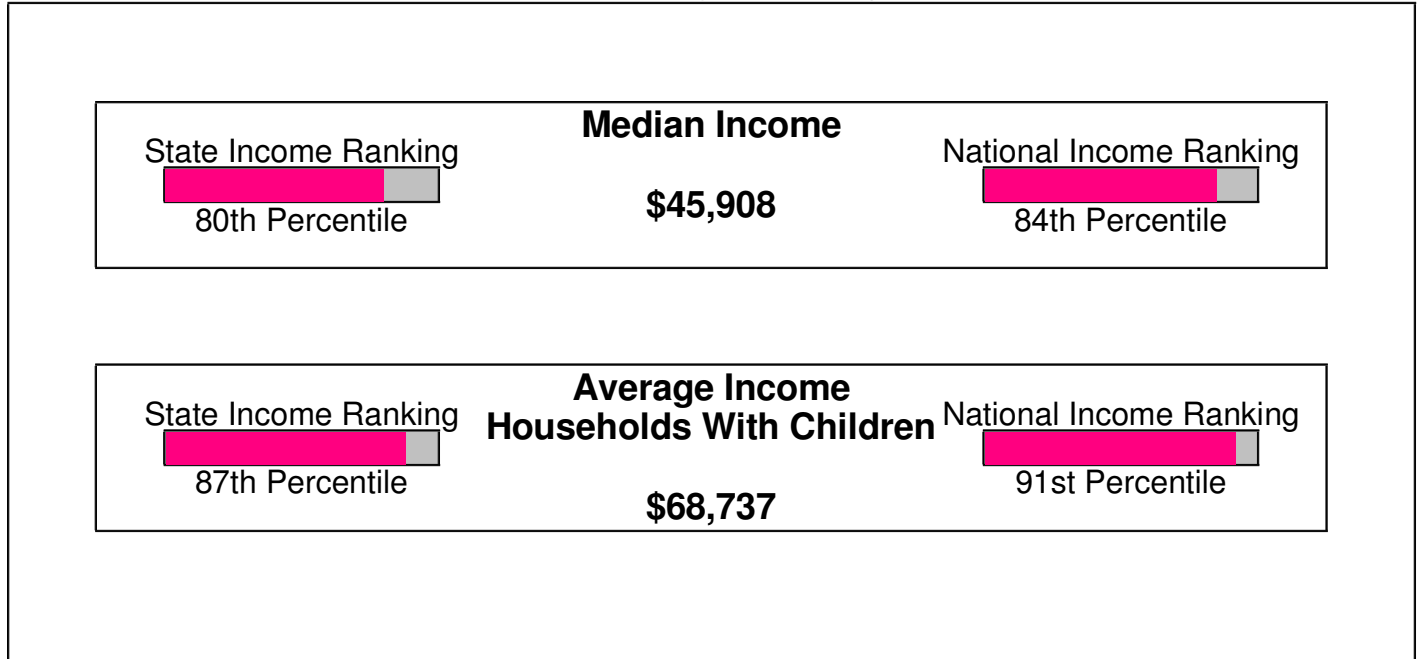
## Whitehall, Township of

Prepared by RE/MAX Real Estate

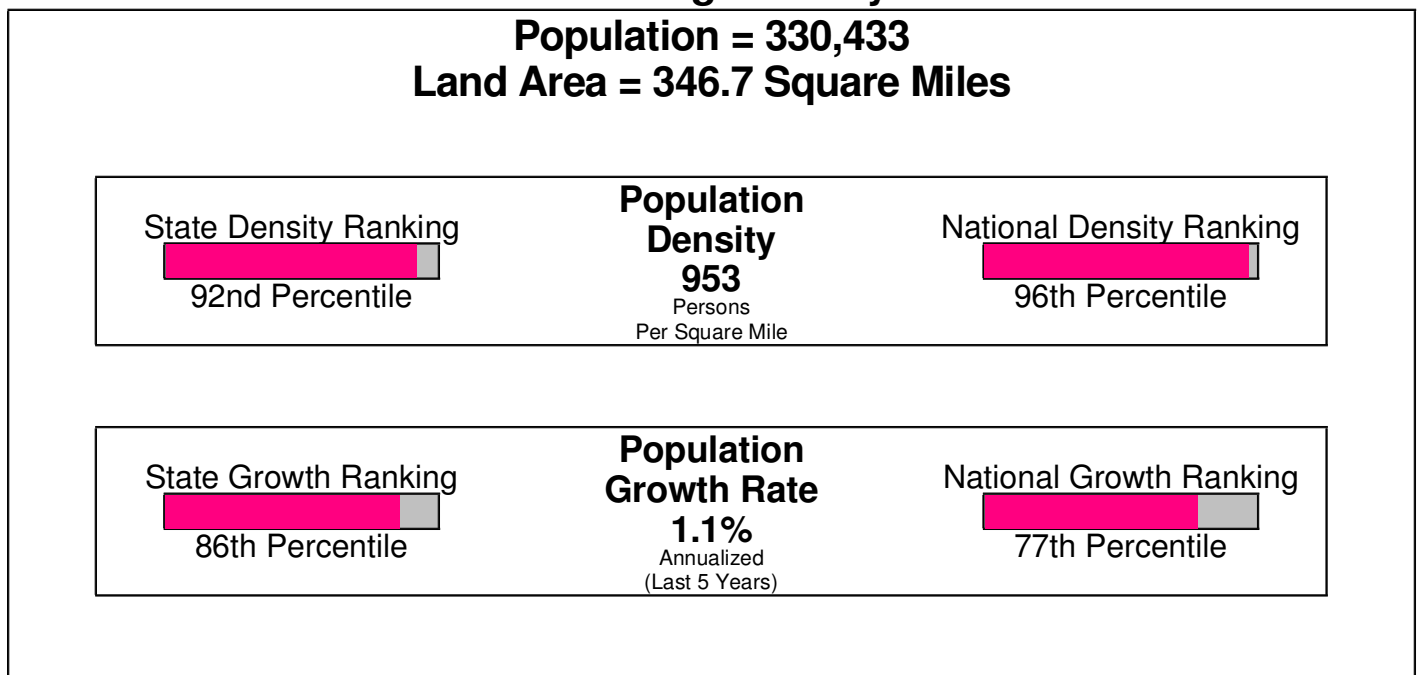




## Income For Lehigh County

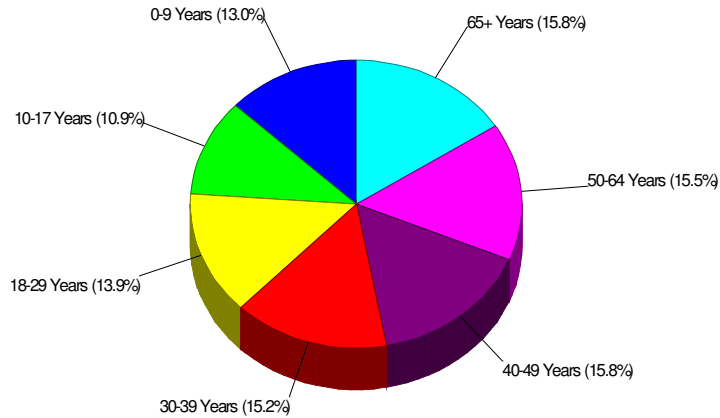


## Population For Lehigh County



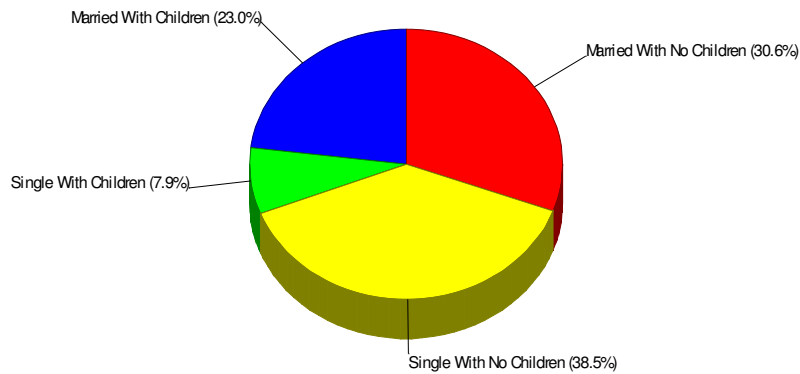


### Age Breakdown For Lehigh County Average Age = 38.2 Years



### Household Characteristics For Lehigh County

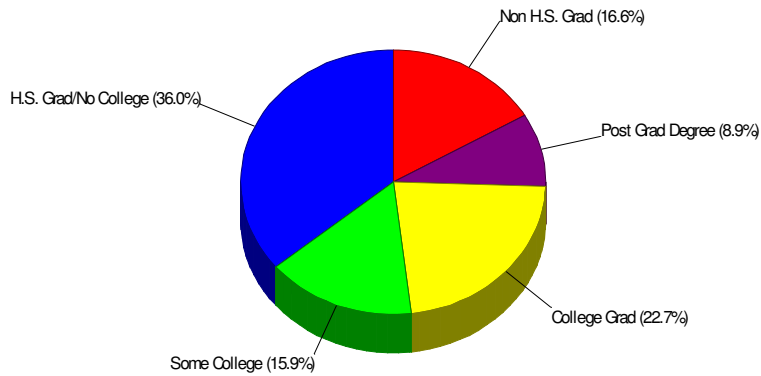
**53.6% Married**  
**30.9% With Children**





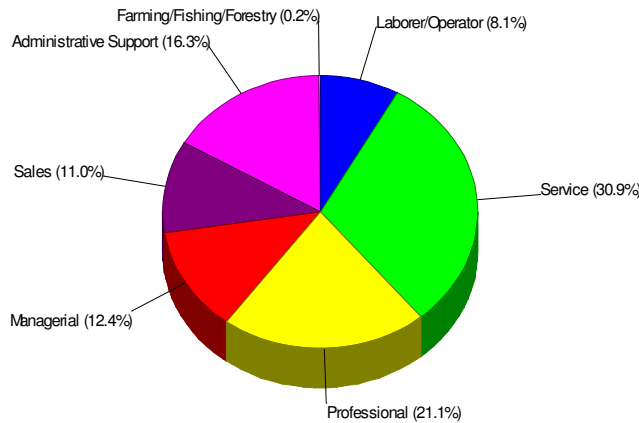
### Adult Education Level For Lehigh County

**83.4% High School Graduates  
31.6% College Graduates**



### Employment For Lehigh County

**Average Travel Time To Work = 23.9 Minutes**



Occupation

