



## Neighborhood Report

**RE/MAX Real Estate**  
**Allentown - Bethlehem - Easton**  
**Office: (A) 610-770-9000**  
**Office: (B) 610-691-6100**  
**Office: (E) 610-258-9600**  
**Web: [www.LehighValleyHome.com](http://www.LehighValleyHome.com)**

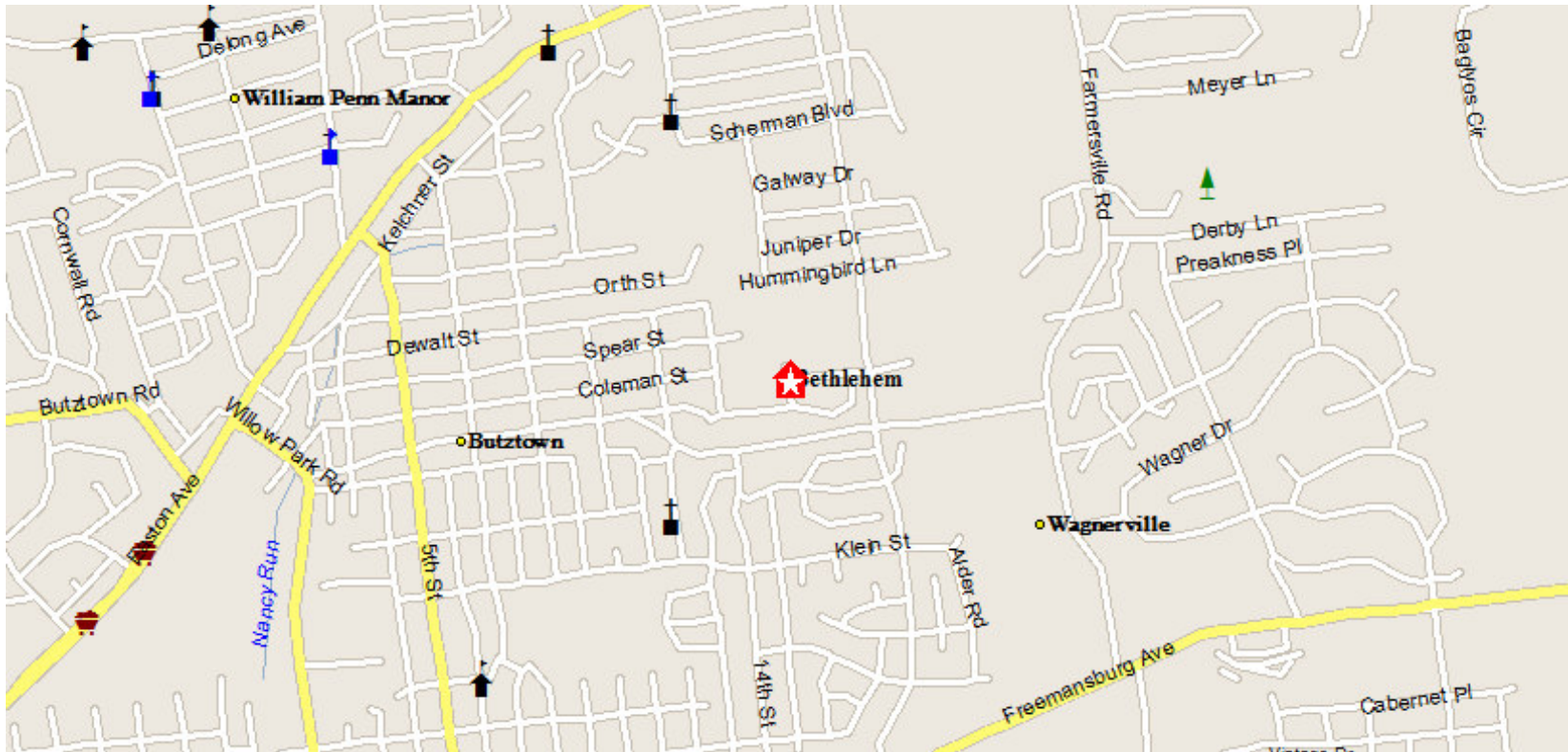


**RE/MAX**  
**real estate**  
Allentown · Bethlehem · Easton





## BETHLEHEM, TOWNSHIP OF, PA





## Area Facts

---

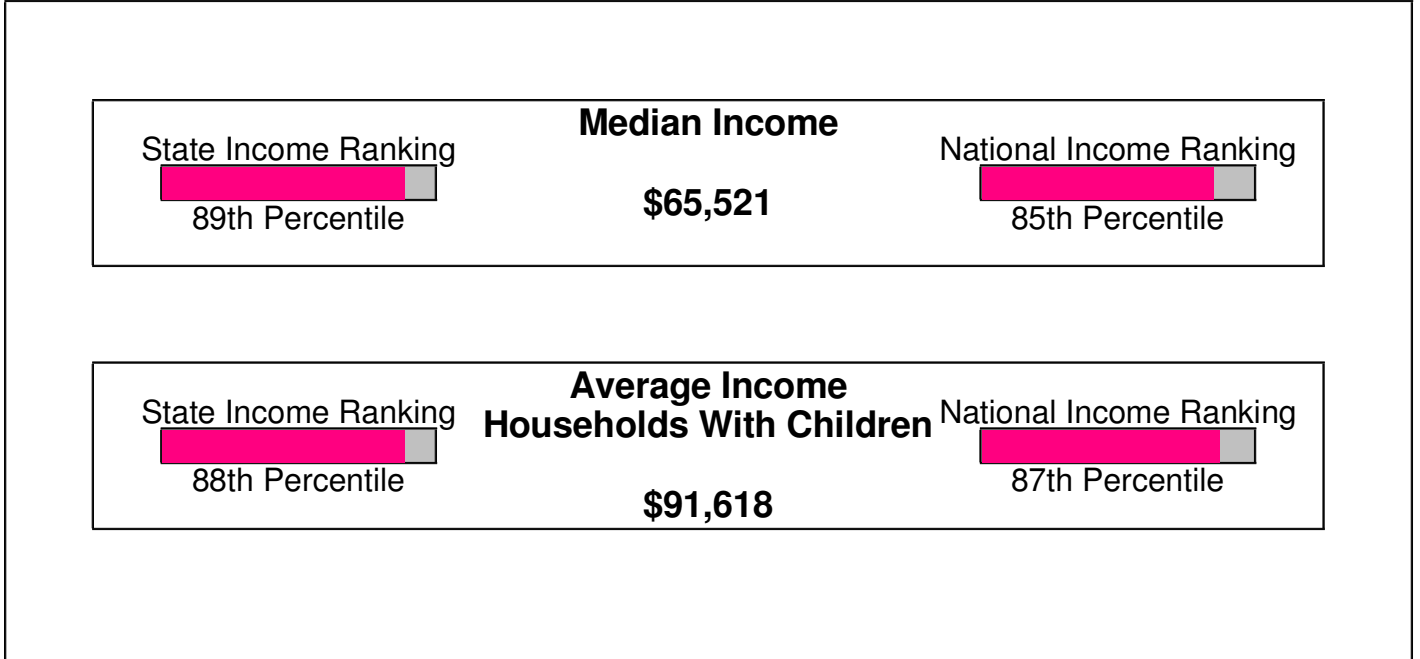
# Bethlehem, Township of

Prepared by RE/MAX Real Estate

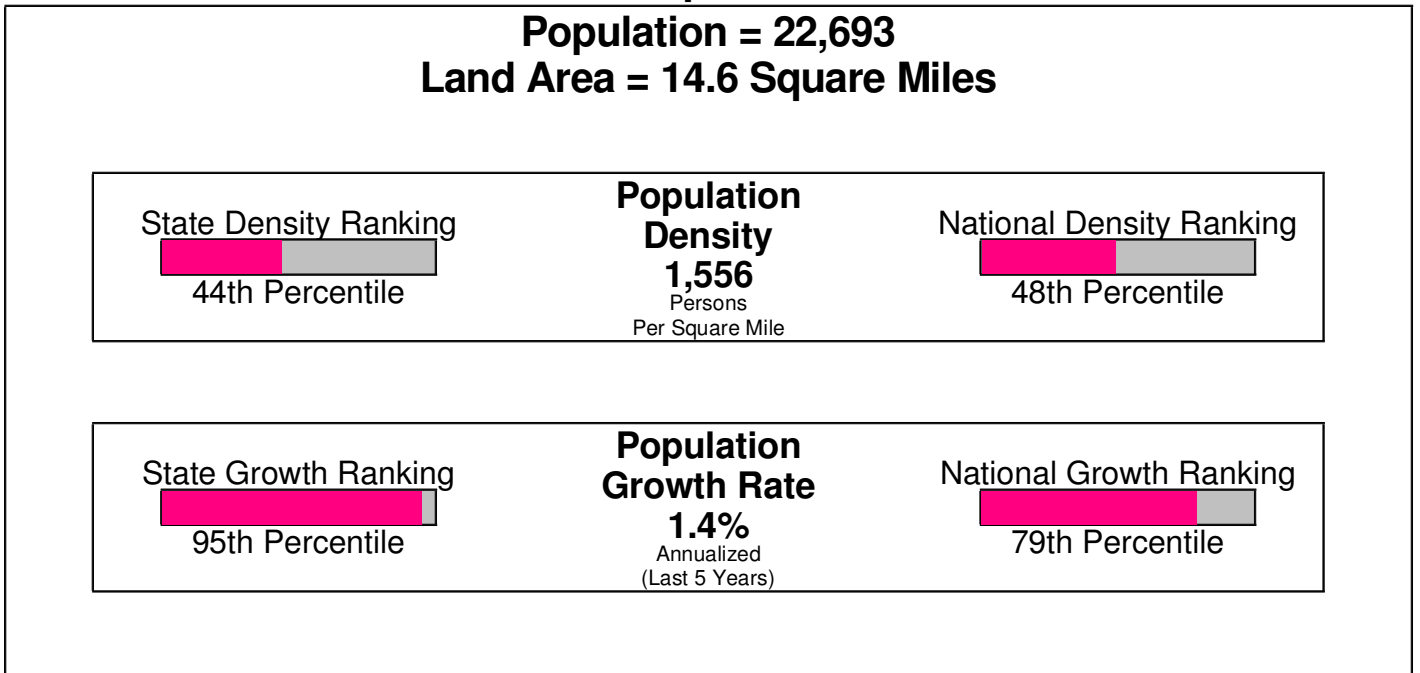




## Income For Township of Bethlehem

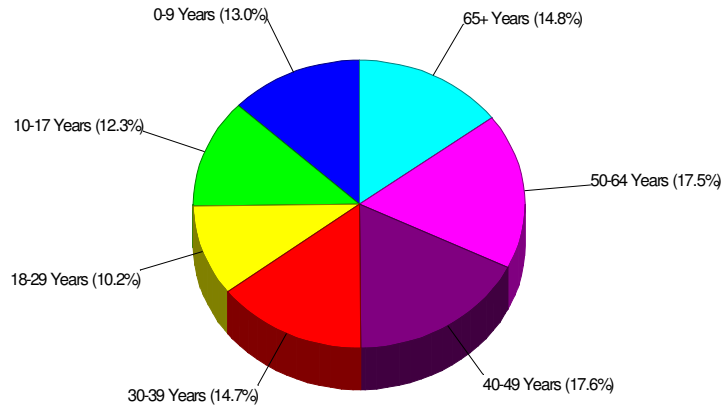


## Population For Township of Bethlehem



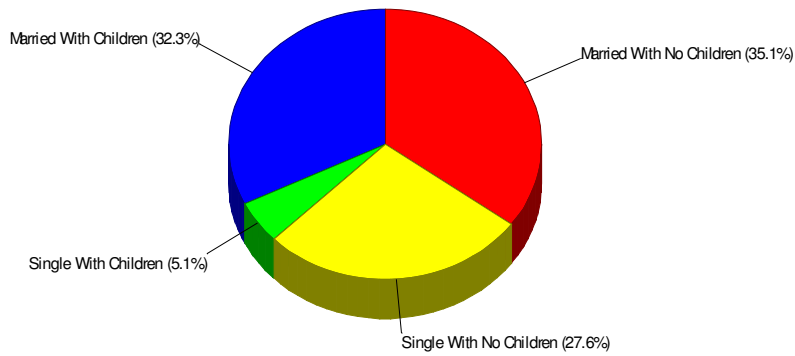


### Age Breakdown For Township of Bethlehem Average Age = 39.9 Years



### Household Characteristics For Township of Bethlehem

**67.3% Married**  
**37.4% With Children**



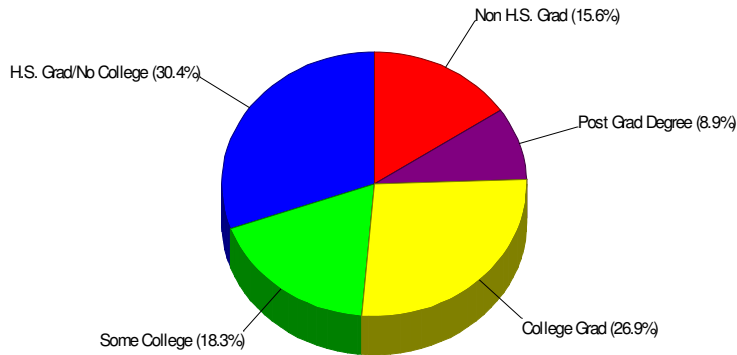
Prepared by RE/MAX Real Estate





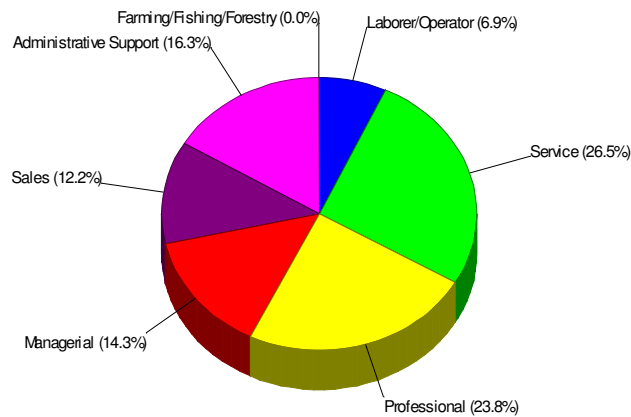
### Adult Education Level For Township of Bethlehem

**84.4% High School Graduates**  
**35.8% College Graduates**



### Employment For Township of Bethlehem

**Average Travel Time To Work = 27.4 Minutes**



**Occupation**





## School Information

---

# Bethlehem, Township of

Prepared by RE/MAX Real Estate





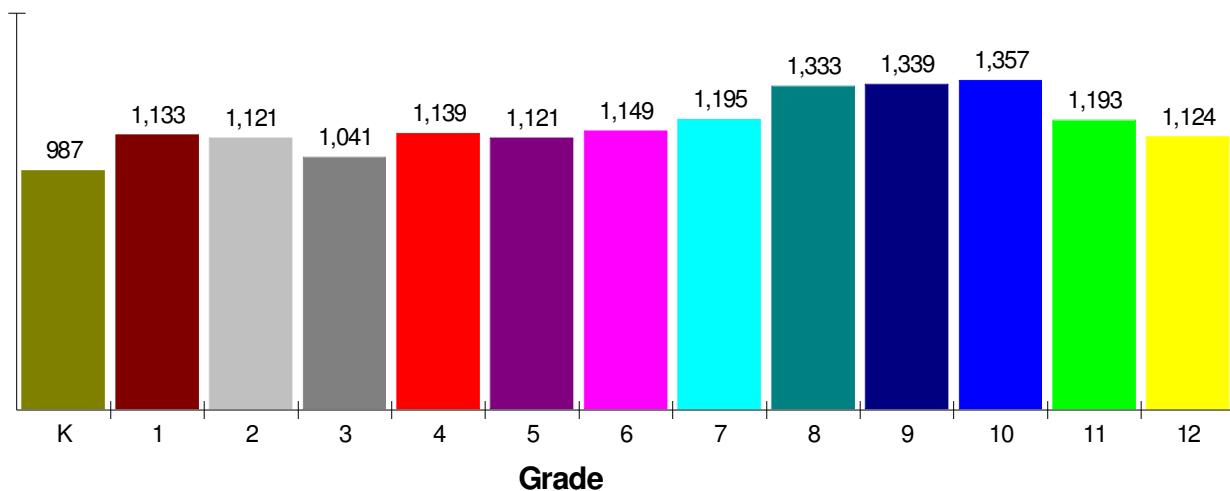
**General Facts  
FOR BETHLEHEM AREA SCHOOLS**

BETHLEHEM AREA SCHOOLS  
1516 SYCAMORE ST  
BETHLEHEM, PA 18017

Type:	(610)861-0500	Independent Local District
Grade Range:		K - 12
Schools:		22
Teacher:		906
Students:		15,232
Student/Teacher Ratio:		16.8 To 1
Student/Librarian Ratio:		970.2 To 1
Secondary Student/Guidance Ratio:		200.5 To 1

**Student Enrollment By Grade  
FOR BETHLEHEM AREA SCHOOLS**

**Total Enrollment = 15,232**



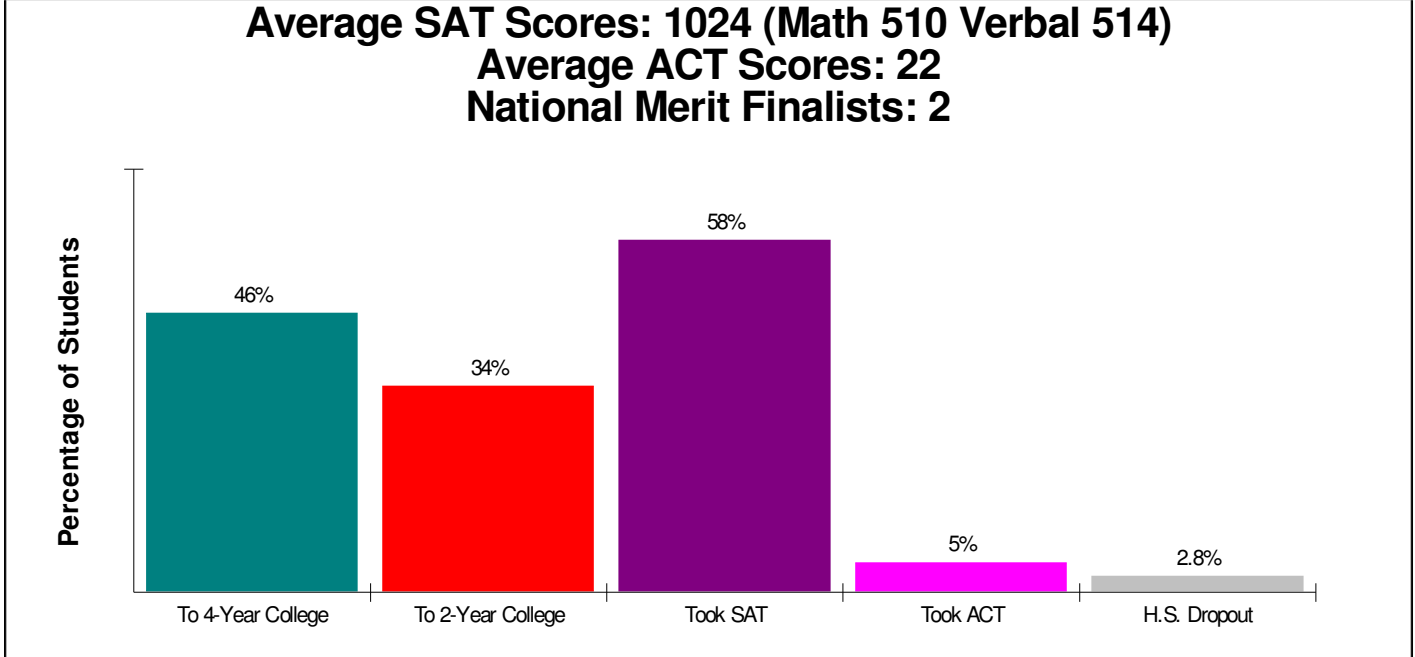
National Enrollment Ranking: 527 of 15,679 (96th Percentile)  
State Enrollment Ranking: 7 of 529 (98th Percentile)





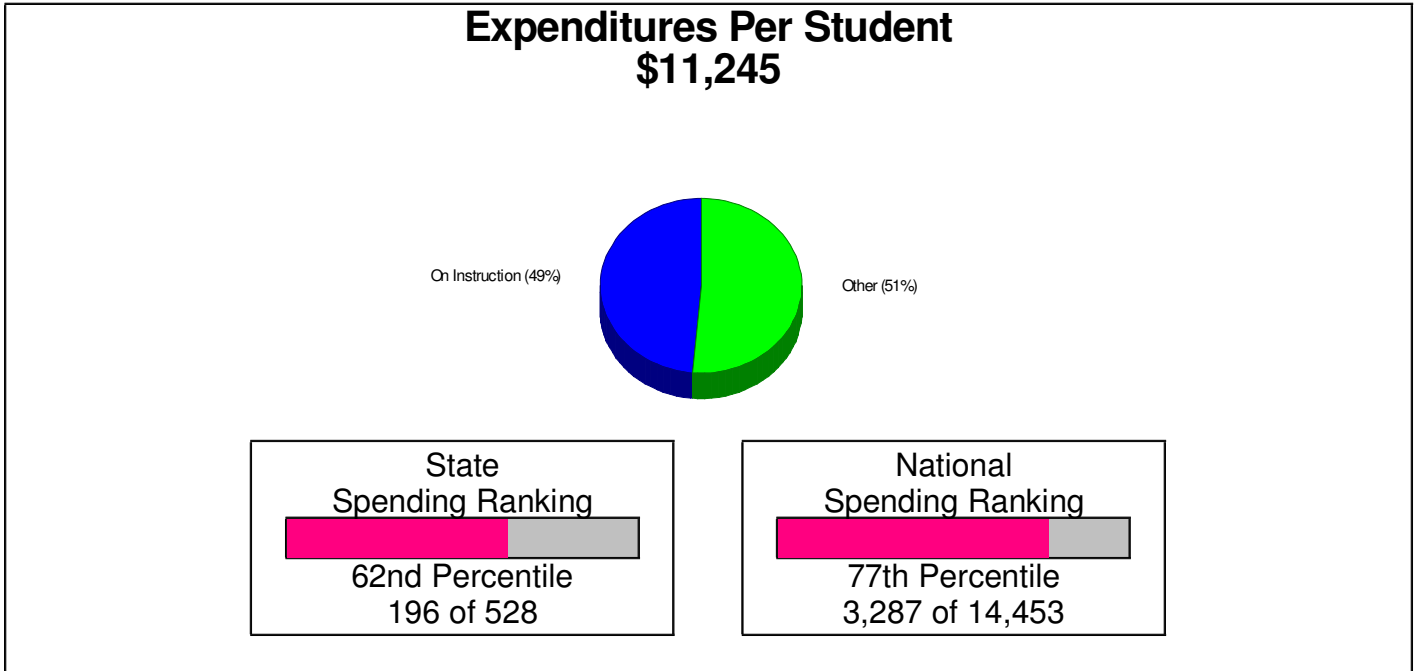
### High School Statistics FOR BETHLEHEM AREA SCHOOLS

Average SAT Scores: 1024 (Math 510 Verbal 514)  
Average ACT Scores: 22  
National Merit Finalists: 2



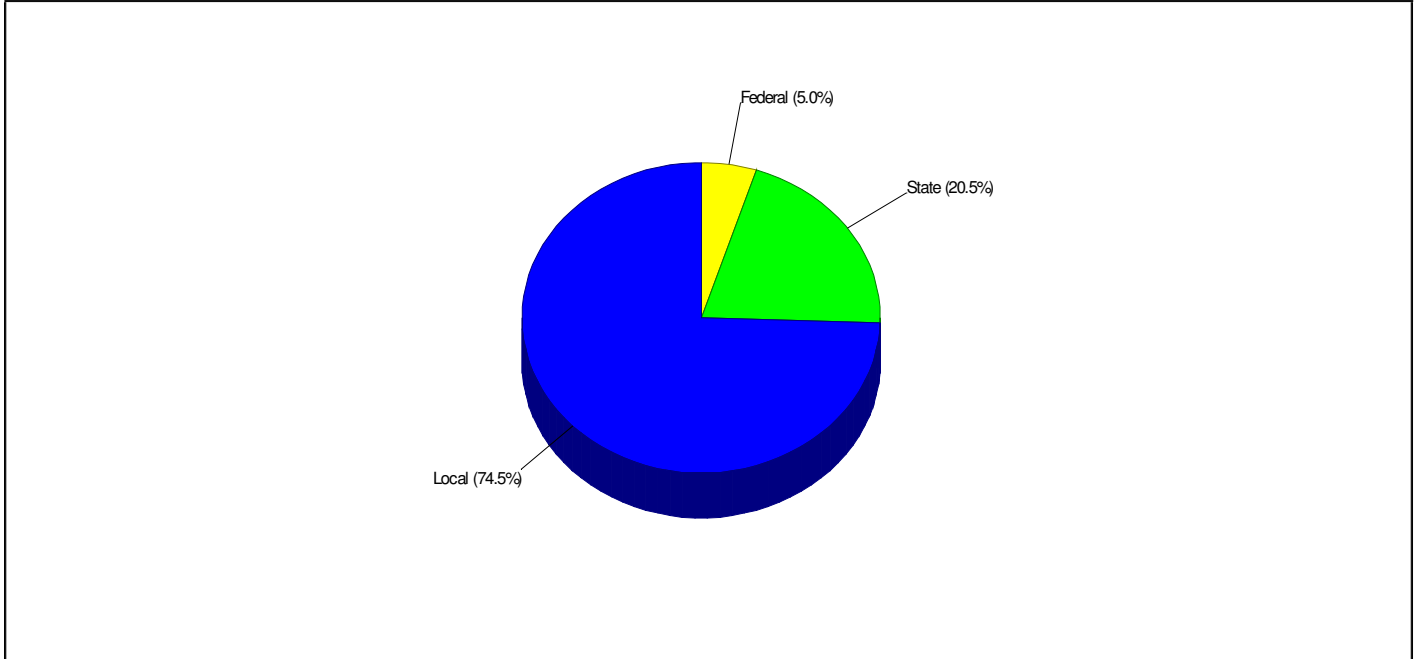
### School Expenditures FOR BETHLEHEM AREA SCHOOLS

Expenditures Per Student  
\$11,245





## School Funding FOR BETHLEHEM AREA SCHOOLS





## Public Schools for District

### MILLER HEIGHTS ELEMENTARY SCHOOL

3605 ALLEN ST, BETHLEHEM, PA 18020

**Phone:** (610)868-6441

**Grades:** K - 5

**Distance from Subject:** 0.7 Miles

**School Type:** Regular

**Student/Teacher Ratio:** 18.2 to 1

**Students/Teachers:** 491/27

**Mascot:** Vikings

**School Colors :** Purple & Gray

### FREEDOM SENIOR HIGH SCHOOL

3149 CHESTER AVE, BETHLEHEM, PA 18020

**Phone:** (610)867-5843

**Grades:** 9 - 12

**Distance from Subject:** 1.2 Miles

**School Type:** Regular

**Student/Teacher Ratio:** 18.5 to 1

**Students/Teachers:** 2,067/112

**Mascot:** Patriots

**School Colors :** Gold & Black

**Average SAT:** 1011 (Math 507 Verbal 504)

**Graduates To 2-Year College:** 38.0%

**Students Taking SAT:** 50.0%

**Graduates To 4-Year College:** 46.0%

**National Merit Finalists:** 1

### GOVERNOR WOLF ELEMENTARY SCHOOL

1920 BUTZTOWN RD, BETHLEHEM, PA 18017

**Phone:** (610)867-8191

**Grades:** K - 5

**Distance from Subject:** 1.3 Miles

**School Type:** Regular

**Student/Teacher Ratio:** 18.0 to 1

**Students/Teachers:** 431/24

**School Colors :** Gold & Kelly Green

### FARMERSVILLE ELEMENTARY SCHOOL

7036 WM PENN HIGHWAY, EASTON, PA 18045

**Phone:** (610)868-0471

**Grades:** K - 5

**Distance from Subject:** 1.3 Miles

**School Type:** Regular

**Student/Teacher Ratio:** 20.4 to 1

**Students/Teachers:** 552/27

**Mascot:** Tigers

**School Colors :** Yellow & Kelly Green

### EAST HILLS MIDDLE SCHOOL

2005 CHESTER RD, BETHLEHEM, PA 18017

**Phone:** (610)867-0541

**Grades:** 6 - 8

**Distance from Subject:** 1.4 Miles

**School Type:** Regular

**Student/Teacher Ratio:** 16.5 to 1

**Students/Teachers:** 1,208/73

**Mascot:** Chargers

**School Colors :** Maroon & White

### MARVINE ELEMENTARY SCHOOL

1425 LIVINGSTON ST, BETHLEHEM, PA 18017

**Phone:** (610)865-0012

**Grades:** K - 5

**Distance from Subject:** 1.9 Miles

**School Type:** Regular

**Student/Teacher Ratio:** 11.8 to 1

**Students/Teachers:** 294/25

**School Colors :** Royal & White



## Public Schools for District

**LINCOLN ELEMENTARY SCHOOL**  
1260 GRESHAM ST, BETHLEHEM, PA 18017

**Phone:** (610)866-8727  
**Grades:** K - 5

**Distance from Subject:** 2.1 Miles  
**Student/Teacher Ratio:** 14.8 to 1  
**Mascot:** Lions

**School Type:** Regular  
**Students/Teachers:** 384/26  
**School Colors :** Gold & Royal

**SPRING GARDEN ELEMENTARY SCHOOL**  
901 NORTH BLVD, BETHLEHEM, PA 18017

**Phone:** (610)868-6071  
**Grades:** K - 5

**Distance from Subject:** 2.2 Miles  
**Student/Teacher Ratio:** 16.9 to 1  
**Mascot:** Rams

**School Type:** Regular  
**Students/Teachers:** 506/30  
**School Colors :** Kelly Green & White

**FREEMANSBURG ELEMENTARY SCHOOL**  
501 MONROE ST, FREEMANSBURG, PA 18017

**Phone:** (610)866-6681  
**Grades:** K - 5

**Distance from Subject:** 2.3 Miles  
**Student/Teacher Ratio:** 15.8 to 1  
**Mascot:** Eagles

**School Type:** Regular  
**Students/Teachers:** 379/24  
**School Colors :** Red & White

**NORTHEAST MIDDLE SCHOOL**  
1110 FERNWOOD ST, BETHLEHEM, PA 18018

**Phone:** (610)868-8581  
**Grades:** 6 - 8

**Distance from Subject:** 3.0 Miles  
**Student/Teacher Ratio:** 14.7 to 1  
**Mascot:** Hornets

**School Type:** Regular  
**Students/Teachers:** 823/56  
**School Colors :** Kelly Green & White

**LIBERTY SENIOR HIGH SCHOOL**  
1115 LINDEN ST, BETHLEHEM, PA 18018

**Phone:** (610)691-7200  
**Grades:** 9 - 12

**Distance from Subject:** 3.2 Miles  
**Student/Teacher Ratio:** 18.6 to 1  
**Mascot:** Liberty Hurricanes  
**Average SAT:** 1037 (Math 512 Verbal 525)  
**Students Taking SAT:** 65.0%  
**Average ACT:** 22  
**Students Taking ACT:** 5%

**School Type:** Regular  
**Students/Teachers:** 2,906/156  
**School Colors :** Red & Navy  
**Graduates To 2-Year College:** 31.0%  
**Graduates To 4-Year College:** 47.0%  
**National Merit Finalists:** 1

**THOMAS JEFFERSON ELEMENTARY SCHOOL**  
404 E NORTH ST, BETHLEHEM, PA 18018

**Phone:** (610)691-1776  
**Grades:** K - 5

**Distance from Subject:** 3.4 Miles  
**Student/Teacher Ratio:** 15.8 to 1

**School Type:** Regular  
**Students/Teachers:** 268/17  
**School Colors :** Red & White



## Public Schools for District

**DONEGAN ELEMENTARY SCHOOL**  
1210 EAST 4TH ST, BETHLEHEM, PA 18015

**Distance from Subject:** 3.7 Miles  
**Student/Teacher Ratio:** 10.6 to 1

**School Type:** Regular  
**Students/Teachers:** 550/52  
**School Colors :** Gold & Orange

**Phone:** (610)866-0031  
**Grades:** K - 5

**WILLIAM PENN ELEMENTARY SCHOOL**  
1002 MAIN ST, BETHLEHEM, PA 18018

**Distance from Subject:** 3.8 Miles  
**Student/Teacher Ratio:** 13.6 to 1  
**Mascot:** Quakers

**School Type:** Regular  
**Students/Teachers:** 232/17  
**School Colors :** Royal & Gold

**Phone:** (610)694-0116  
**Grades:** K - 5

**JAMES BUCHANAN ELEMENTARY SCHOOL**  
1621 CATASAUQUA ROAD, BETHLEHEM, PA 18018

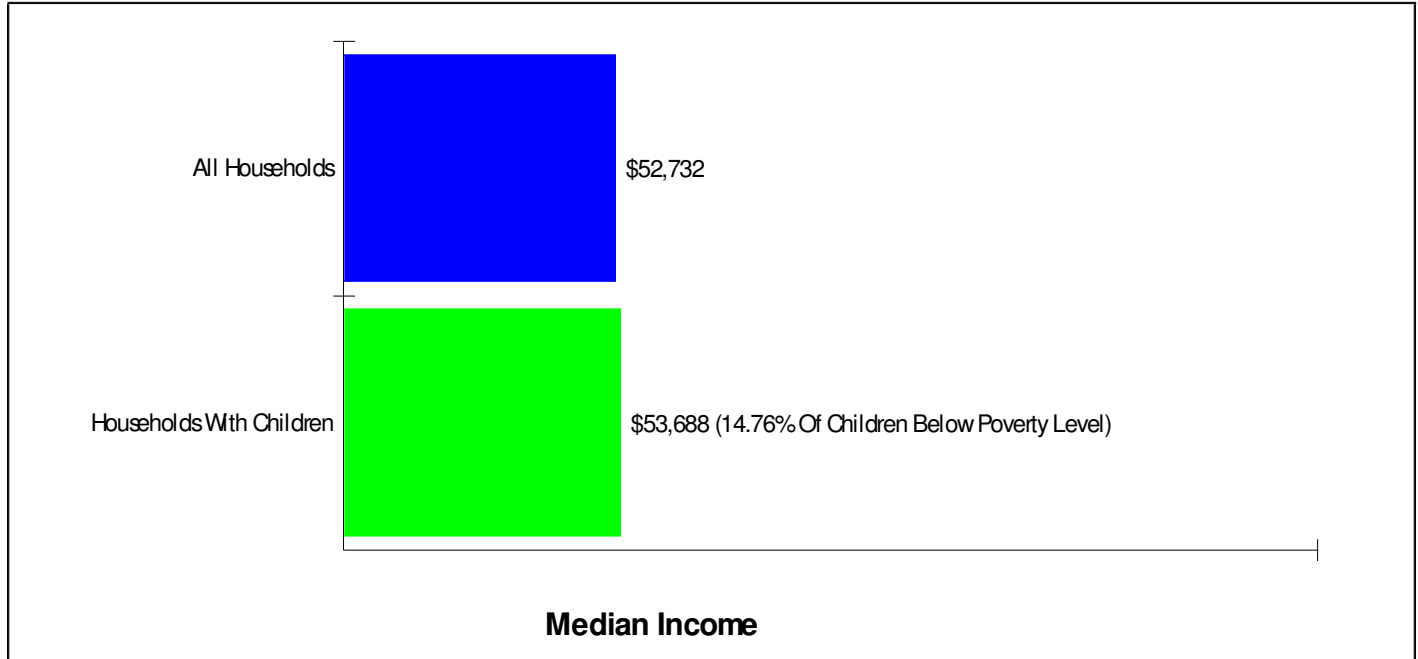
**Distance from Subject:** 4.4 Miles  
**Student/Teacher Ratio:** 17.5 to 1  
**Mascot:** Bulldogs

**School Type:** Regular  
**Students/Teachers:** 280/16  
**School Colors :** Royal & White

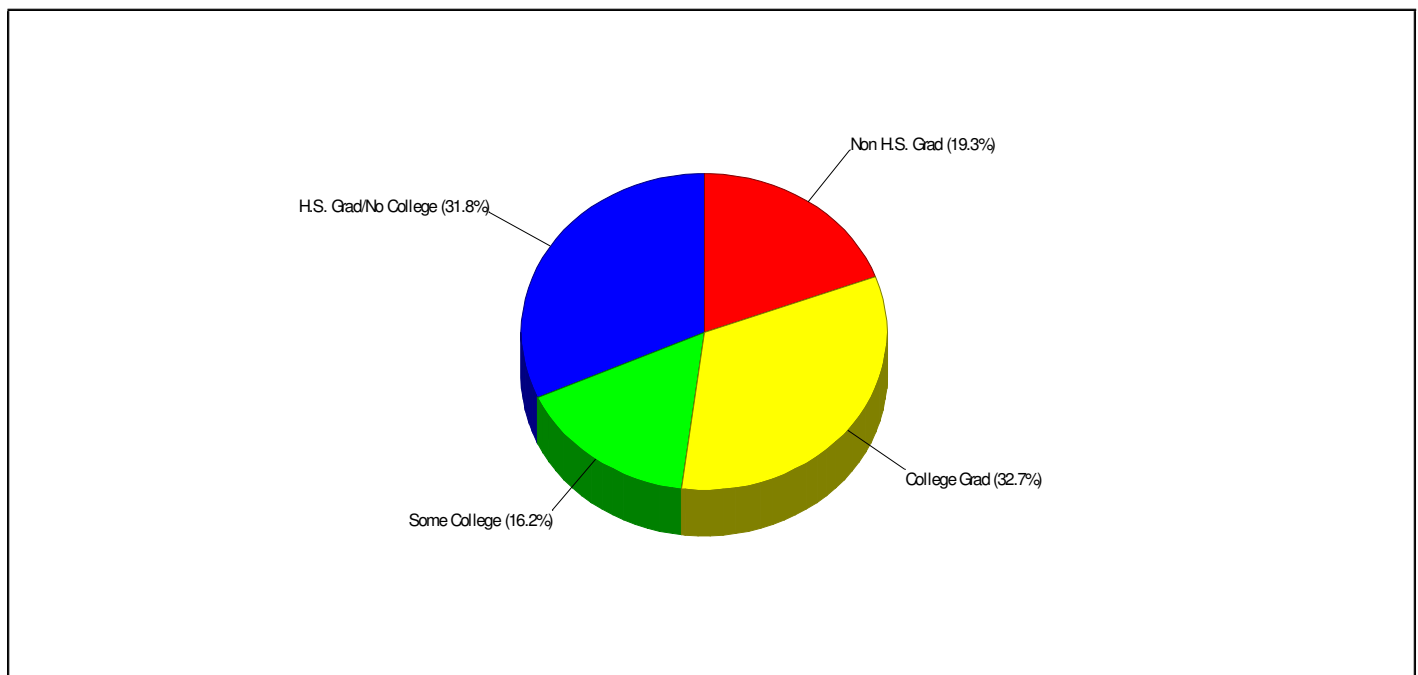
**Phone:** (610)865-1766  
**Grades:** K - 5



## Income FOR BETHLEHEM AREA SCHOOLS



## Parent Education Level FOR BETHLEHEM AREA SCHOOLS



Prepared by RE/MAX Real Estate





## Private Schools

Private School Enrollment= 21.05% within School District

### BETHLEHEM CHRISTIAN SCHOOL

3100 Hecktown Rd, BETHLEHEM, PA 18020

Distance from Subject: 0.8 Miles

Affiliation: Christian

Students: 258

Student/ Homeroom Ratio: 23.5

School Colors: Royal & White

Enrollment By Grade: K-36 1-26 2-38 3-26 4-24 5-35 6-23 7-24 8-26

Phone: (610)868-6020

Grades: K - 8

School Type: Regular

Gender: Coed

Student/Teacher Ratio: 23.7 to 1

Mascot: Panthers

### OUR LADY OF PERPETUAL HELP SCHOOL

3221 Santee Rd, BETHLEHEM, PA 18020

Distance from Subject: 1.1 Miles

Affiliation: Roman Catholic

Students: 345

Student/ Homeroom Ratio: 38.3

School Colors: Royal & White

Enrollment By Grade: PK-50 K-33 1-36 2-36 3-33 4-35 5-35 6-35 7-25 8-27

Phone: (610)868-6570

Grades: PK - 8

School Type: Regular

Gender: Coed

Student/Teacher Ratio: 24.4 to 1

Mascot: Cougars

### SACRED HEART ELEMENTARY SCHOOL

1814 2nd St., BETHLEHEM, PA 18020

Distance from Subject: 1.1 Miles

Affiliation: Roman Catholic

Students: 251

Student/ Homeroom Ratio: 20.9

School Colors: Red & White

Enrollment By Grade: PK-40 K-31 1-26 2-31 3-20 4-20 5-16 6-27 7-15 8-25

Phone: (610)867-0221

Grades: PK - 8

School Type: Regular

Gender: Coed

Student/Teacher Ratio: 17.0 to 1

Mascot: Falcons

### NOTRE DAME HIGH SCHOOL

3417 Church Rd, EASTON, PA 18045

Distance from Subject: 1.4 Miles

Affiliation: Roman Catholic

Students: 544

Student/ Homeroom Ratio: 34.0

School Colors: Royal & Gold

Enrollment By Grade: 9-135 10-131 11-147 12-131

Phone: (610)868-1431

Grades: 9 - 12

School Type: Regular

Gender: Coed

Student/Teacher Ratio: 14.9 to 1

Mascot: Crusaders

### MORAVIAN ACADEMY

4313 Green Pond Rd, BETHLEHEM, PA 18020

Distance from Subject: 1.5 Miles

Affiliation: Other

Students: 800

Student/ Homeroom Ratio: 800.0

School Colors: Red & Gold

Enrollment By Grade: PK-28 K-44 1-48 2-48 3-54 4-53 5-54 6-57 7-68 8-67 9-74 10-69 11-66 12-70

Phone: (610)332-5262

Grades: PK - 12

School Type: Regular

Gender: Coed

Student/Teacher Ratio: 8.9 to 1

Mascot: Lions



## Private Schools

Private School Enrollment= 21.05% within School District

### VITALISTIC THERAPEUTIC CENTER

395 BRIDLE PATH ROAD, BETHLEHEM, PA 18017  
**Distance from Subject:** 2.8 Miles  
**Affiliation:** Nonsectarian  
**Students:** 146  
**Enrollment By Grade:** PK-86 K-48 1-12 11-12

**Phone:** (610)861-7570  
**Grades:** PK - 1  
**School Type:** Special Education  
**Gender:** Coed  
**Student/Teacher Ratio:** 8.4 to 1

### ST. FRANCIS ACADEMY KDG

395 Bridle Path Rd, BETHLEHEM, PA 18017  
**Distance from Subject:** 2.8 Miles  
**Affiliation:** Roman Catholic  
**Students:** 37  
**Student/ Homeroom Ratio:** 3.7  
**Enrollment By Grade:** PK-21 K-16

**Phone:** (610)688-5030  
**Grades:** PK - K  
**School Type:** Early Childhood  
**Gender:** Coed  
**Student/Teacher Ratio:** 16.0 to 1

### BETHLEHEM CATHOLIC HIGH SCHOOL

2133 Madison Ave, BETHLEHEM, PA 18017  
**Distance from Subject:** 2.9 Miles  
**Affiliation:** Roman Catholic  
**Students:** 760  
**Student/ Homeroom Ratio:** 30.4  
**School Colors:** Brown & Gold  
**Enrollment By Grade:** 9-195 10-197 11-207 12-161

**Phone:** (610)866-0791  
**Grades:** 9 - 12  
**School Type:** Regular  
**Gender:** Coed  
**Student/Teacher Ratio:** 21.7 to 1  
**Mascot:** Hawks

### ST. ANNE ELEMENTARY SCHOOL

375 Hickory St., BETHLEHEM, PA 18017  
**Distance from Subject:** 2.9 Miles  
**Affiliation:** Roman Catholic  
**Students:** 417  
**Student/ Homeroom Ratio:** 20.9  
**School Colors:** Kelly Green & Gold  
**Enrollment By Grade:** K-58 1-53 2-52 3-41 4-40 5-51 6-37 7-49 8-36

**Phone:** (610)868-4182  
**Grades:** K - 8  
**School Type:** Regular  
**Gender:** Coed  
**Student/Teacher Ratio:** 17.0 to 1

### CENTENNIAL SCHOOL

2196 AVE C, BETHLEHEM, PA 18017  
**Distance from Subject:** 3.0 Miles  
**Affiliation:** Nonsectarian  
**Students:** 80  
**Enrollment By Grade:** UG-80

**Phone:** (610)266-7157  
**Grades:** Ungraded  
**School Type:** Special Education  
**Gender:** Coed  
**Student/Teacher Ratio:** 2.7 to 1





## Housing Information

---

# Bethlehem, Township of

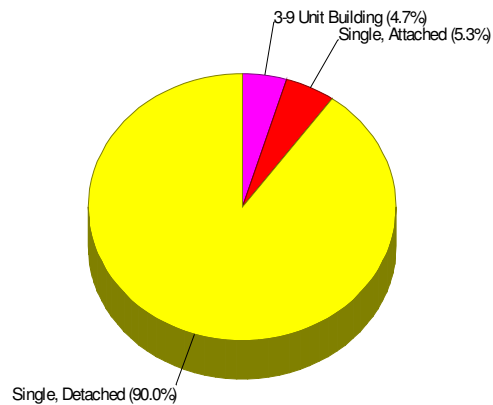
Prepared by RE/MAX Real Estate





## Housing Characteristics For Neighborhood Within Township of Bethlehem

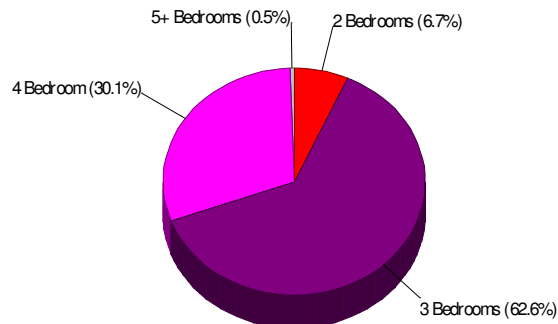
**Average Age of Housing 19 years**



**Type of Dwelling**

## Home Ownership For Neighborhood Within Township of Bethlehem

**Owner Occupied Households = 92.4%**  
**Median Housing Value = \$240,447**  
**Median Number of Bedrooms = 3**



**Home Size Breakdown**

Prepared by RE/MAX Real Estate

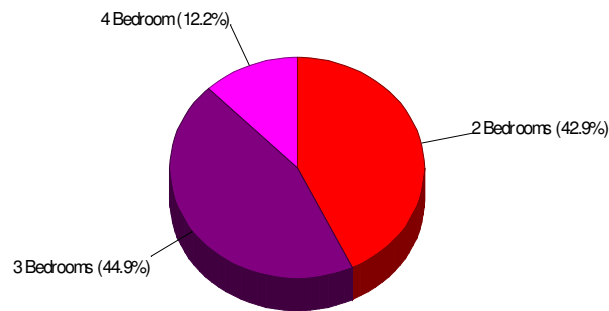




## Rental

### For Neighborhood Within Township of Bethlehem

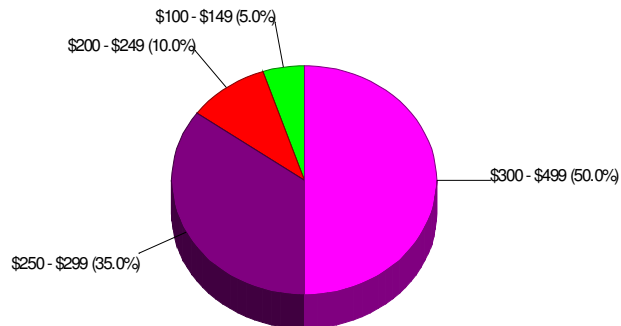
**Renter Occupied Households = 7.6%**  
**Median Monthly Rent = \$745**  
**Median Number of Bedrooms = 3**



Home Size Breakdown

## Home Sales Pricing Pattern (Closest 20)

**Median Price = \$305,500**  
**Average Price = \$301,550**



Dollars In Thousands  
Homes Sold In Past Year



## Crime Information

---

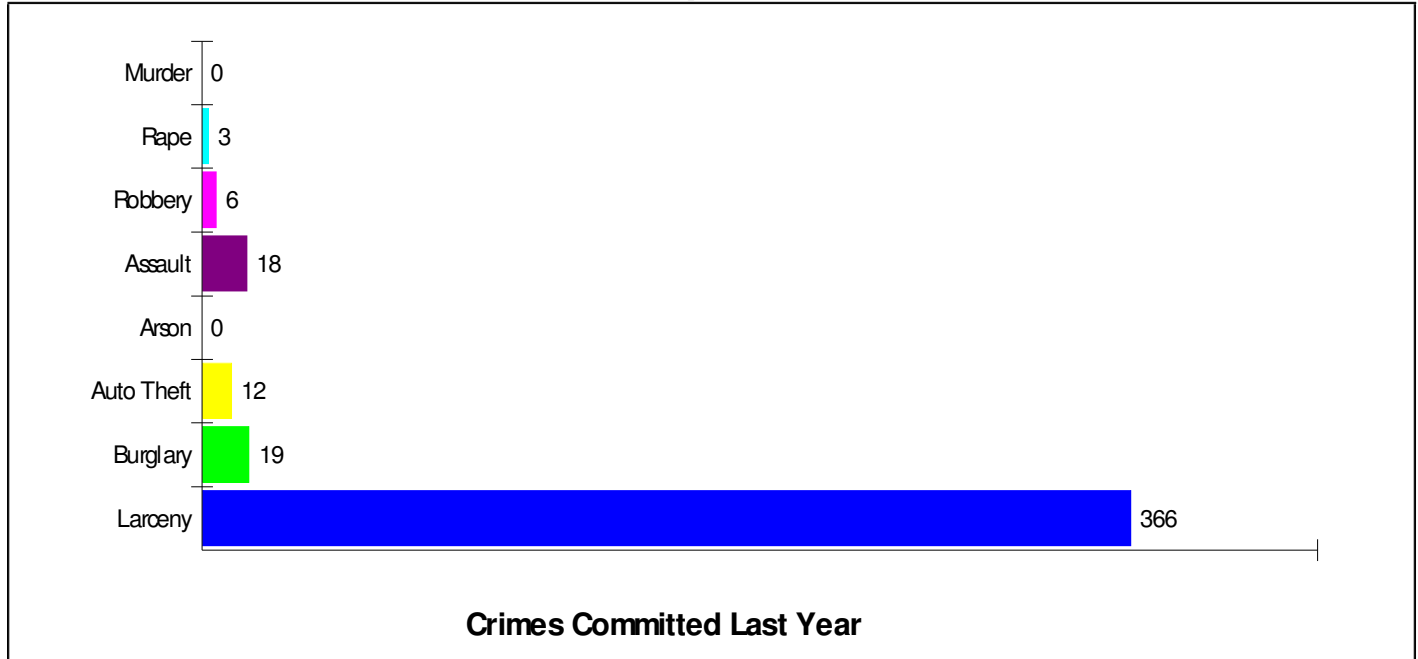
# Bethlehem, Township of

Prepared by RE/MAX Real Estate





## Crime Incidents For Township of Bethlehem



## Crime Index For Township of Bethlehem

**eNeighborhoods Crime Index™**

State Ranking 47th Percentile	<b>679</b>	National Ranking 29th Percentile
----------------------------------	------------	-------------------------------------

**2.00% Chance Of Being The Victim Of A Crime**

**0.13% Chance Of Being The Victim Of A Bodily Crime**

Prepared by RE/MAX Real Estate





## Climate Information

---

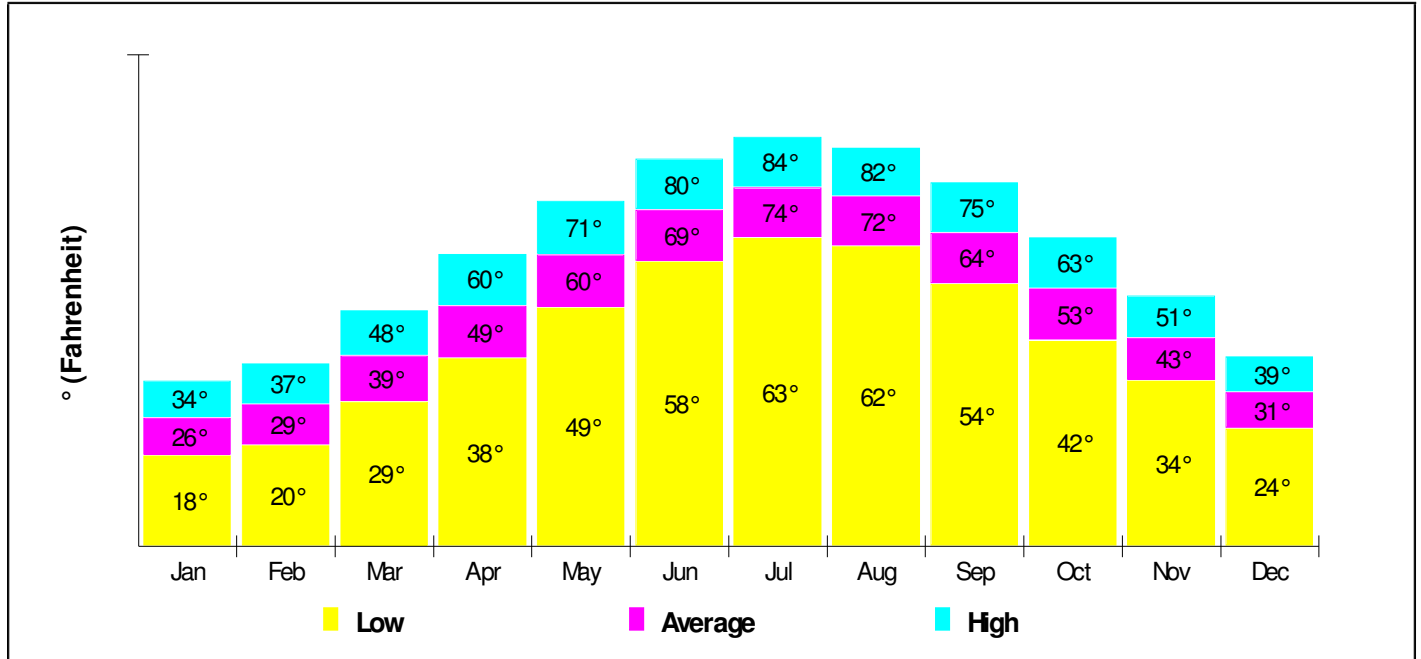
# Bethlehem, Township of

Prepared by RE/MAX Real Estate

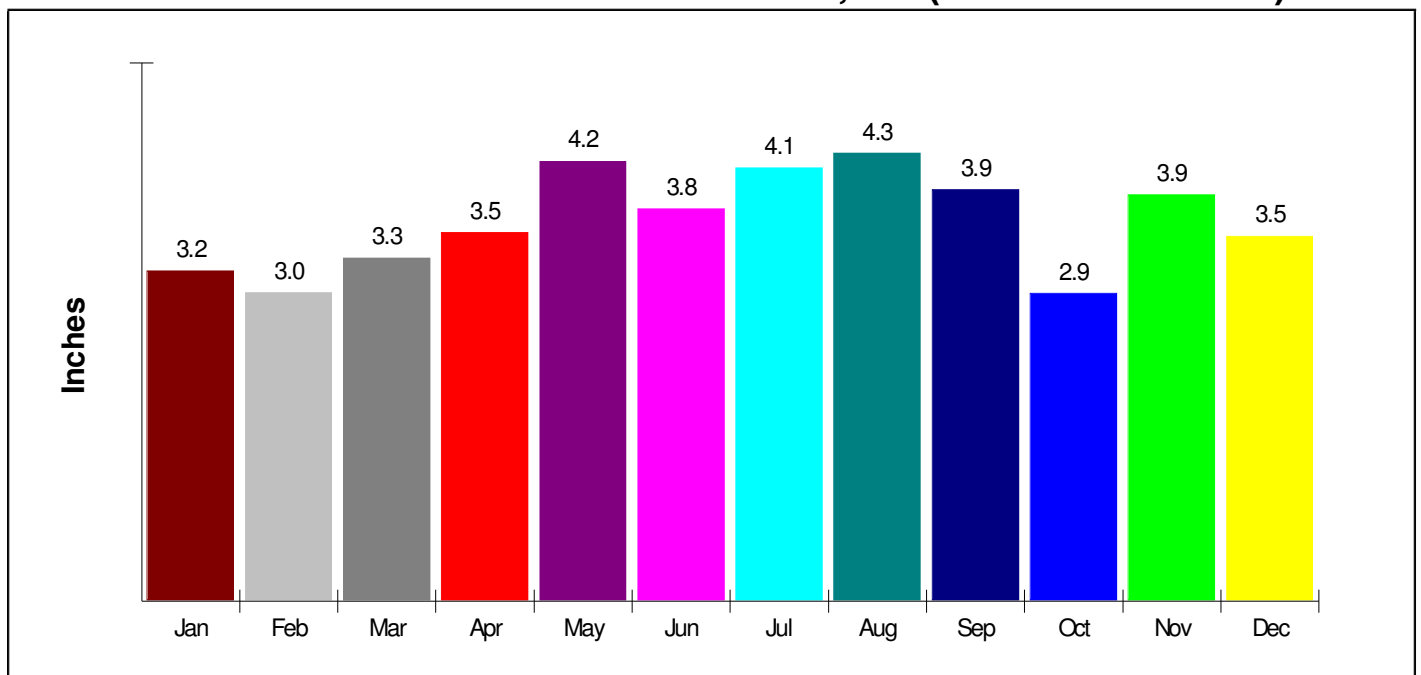




## Temperature Measured at ALLENTOWN AIRPORT, PA (elevation = 388ft. )



## Average Precipitation Measured at ALLENTOWN AIRPORT, PA (elevation = 388ft. )



Prepared by RE/MAX Real Estate





Houses of Worship

---

**Bethlehem, Township of**

Prepared by RE/MAX Real Estate







## Houses of Worship

<b>BREAD OF LIFE INTL</b> 2419 12TH ST, BETHLEHEM, PA 18020 <b>Denomination:</b> Churches, Denomination Unknown	<b>Phone:</b> (610)866-6108 <b>Distance from Subject:</b> 0.30 miles
<b>BETH EL GIBOR</b> 3910 TAMARIND DR, BETHLEHEM, PA 18020 <b>Denomination:</b> Churches, Denomination Unknown	<b>Phone:</b> (610)419-1464 <b>Distance from Subject:</b> 0.50 miles
<b>SAINT MARK'S LUTHERAN CHURCH</b> 3771 EASTON AVE, BETHLEHEM, PA 18020 <b>Denomination:</b> Lutheran Churches	<b>Phone:</b> (610)694-0212 <b>Distance from Subject:</b> 0.70 miles
<b>EBENEZER BIBLE FELLOWSHIP CHURCH</b> 3100 HECKTOWN RD, BETHLEHEM, PA 18020 <b>Denomination:</b> Churches, Denomination Unknown	<b>Phone:</b> (610)868-5501 <b>Distance from Subject:</b> 0.80 miles
<b>FAITH BAPTIST CHURCH BETHLEHEM</b> 1926 2ND ST, BETHLEHEM, PA 18020 <b>Denomination:</b> Baptist Churches	<b>Phone:</b> (610)861-0535 <b>Distance from Subject:</b> 1.00 miles
<b>OUR LADY OF PERPETUAL HELP</b> 3219 SANTEE RD, BETHLEHEM, PA 18020 <b>Denomination:</b> Churches, Denomination Unknown	<b>Phone:</b> (610)867-8002 <b>Distance from Subject:</b> 1.10 miles
<b>SAINT JOHN'S UCC OF FARMERSVILLE</b> 8065 WILLIAM PENN HWY, EASTON, PA 18045 <b>Denomination:</b> Churches of Christ	<b>Phone:</b> (610)866-1155 <b>Distance from Subject:</b> 1.10 miles
<b>FELLOWSHIP BAPTIST CHURCH</b> 102 QUAKER DR, BETHLEHEM, PA 18020 <b>Denomination:</b> Baptist Churches	<b>Phone:</b> (610)758-8018 <b>Distance from Subject:</b> 1.30 miles
<b>EPWORTH UNITED METHODIST CHURCH</b> 3245 OAKLAND RD, BETHLEHEM, PA 18020 <b>Denomination:</b> Methodist Churches	<b>Phone:</b> (610)868-5354 <b>Distance from Subject:</b> 1.30 miles
<b>EAST HILLS MORAVIAN CHURCH</b> 1830 BUTZTOWN RD, BETHLEHEM, PA 18017 <b>Denomination:</b> Churches, Denomination Unknown	<b>Phone:</b> (610)868-6481 <b>Distance from Subject:</b> 1.40 miles



## Houses of Worship

---

**MORAVIAN EAST**

1807 BUTZTOWN RD, BETHLEHEM, PA 18017

**Denomination:** Churches, Denomination Unknown**Phone:** (610)867-0215**Distance from Subject:** 1.40 miles

---

**BETHLEHEM CHURCH OF CHRIST**

3221 EAST BLVD, BETHLEHEM, PA 18017

**Denomination:** Churches of Christ**Phone:** (610)868-4996**Distance from Subject:** 1.70 miles

---

**PROMISED LAND CHURCH-NAZERENE**

3982 HECKTOWN RD, BETHLEHEM, PA 18020

**Denomination:** Churches, Denomination Unknown**Phone:** (610)759-7243**Distance from Subject:** 1.80 miles

---

**FIRST UNITED METHODIST CHURCH**

4905 HENRY ST, EASTON, PA 18045

**Denomination:** Methodist Churches**Phone:** (610)253-6435**Distance from Subject:** 1.80 miles

---

**MY SISTER MY FRIEND MINISTRIES**

4810 HENRY ST, EASTON, PA 18045

**Denomination:** Churches, Denomination Unknown**Phone:** (610)250-0121**Distance from Subject:** 1.90 miles



## County Facts



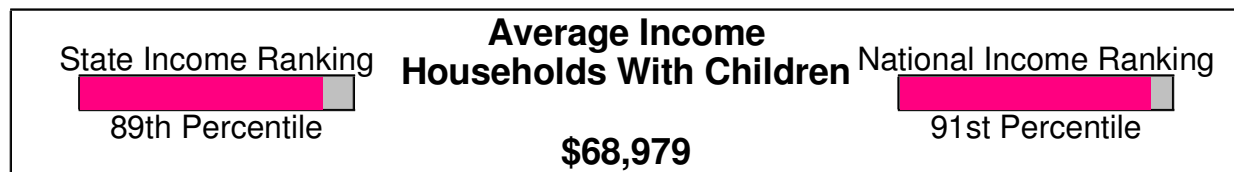
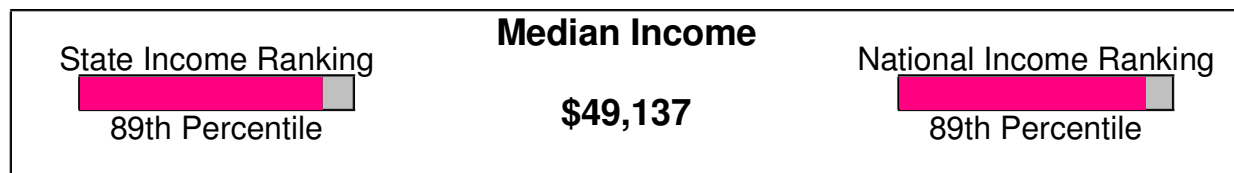
## Bethlehem, Township of

Prepared by RE/MAX Real Estate



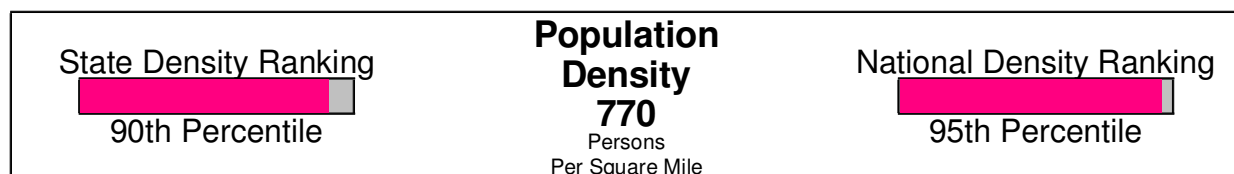


## Income For Northampton County



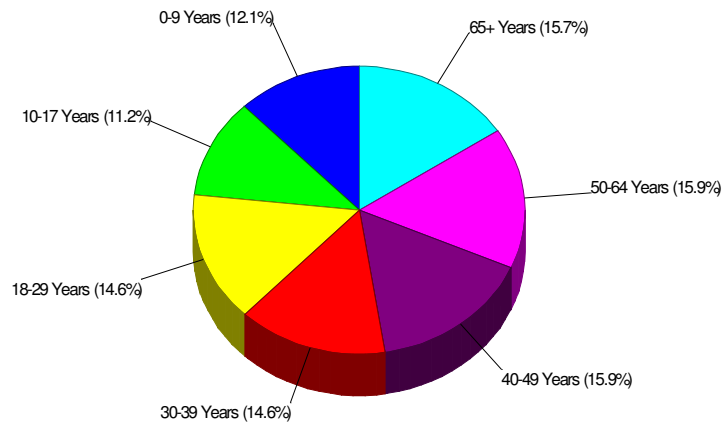
## Population For Northampton County

**Population = 287,767**  
**Land Area = 373.8 Square Miles**



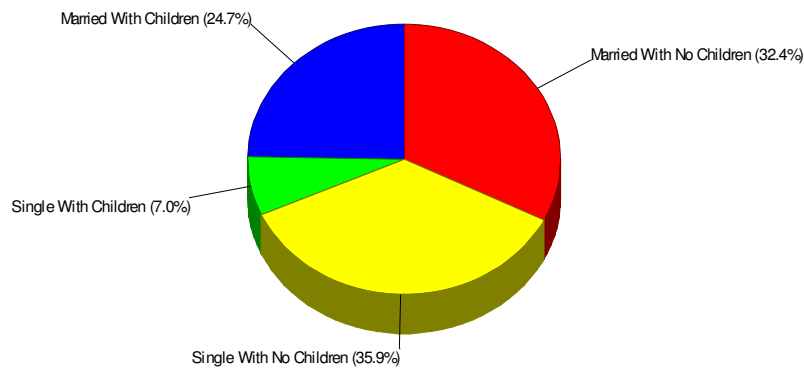


## Age Breakdown For Northampton County Average Age = 38.4 Years



## Household Characteristics For Northampton County

**57.1% Married**  
**31.7% With Children**



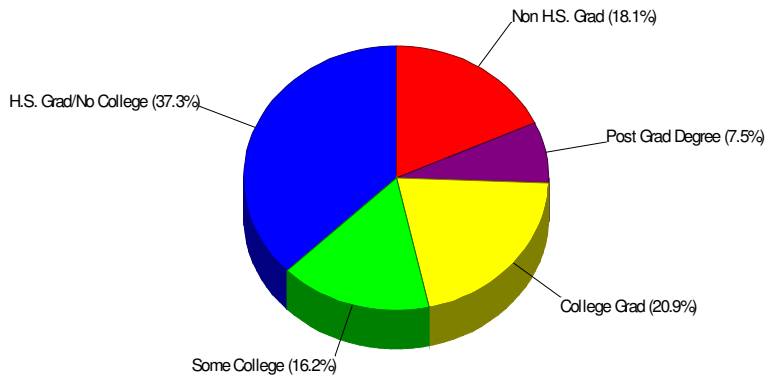
Prepared by RE/MAX Real Estate





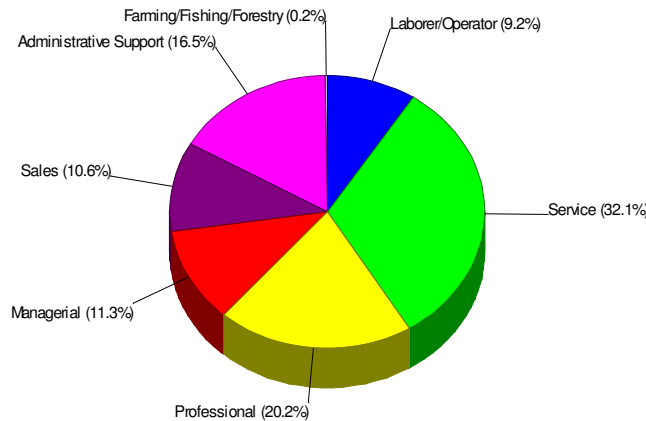
### Adult Education Level For Northampton County

81.9% High School Graduates  
28.4% College Graduates



### Employment For Northampton County

Average Travel Time To Work = 26.3 Minutes



#### Occupation

Prepared by RE/MAX Real Estate

