



## Neighborhood Report

**RE/MAX Real Estate**  
**Allentown - Bethlehem - Easton**  
**Office: (A) 610-770-9000**  
**Office: (B) 610-691-6100**  
**Office: (E) 610-258-9600**  
**Web: [www.LehighValleyHome.com](http://www.LehighValleyHome.com)**

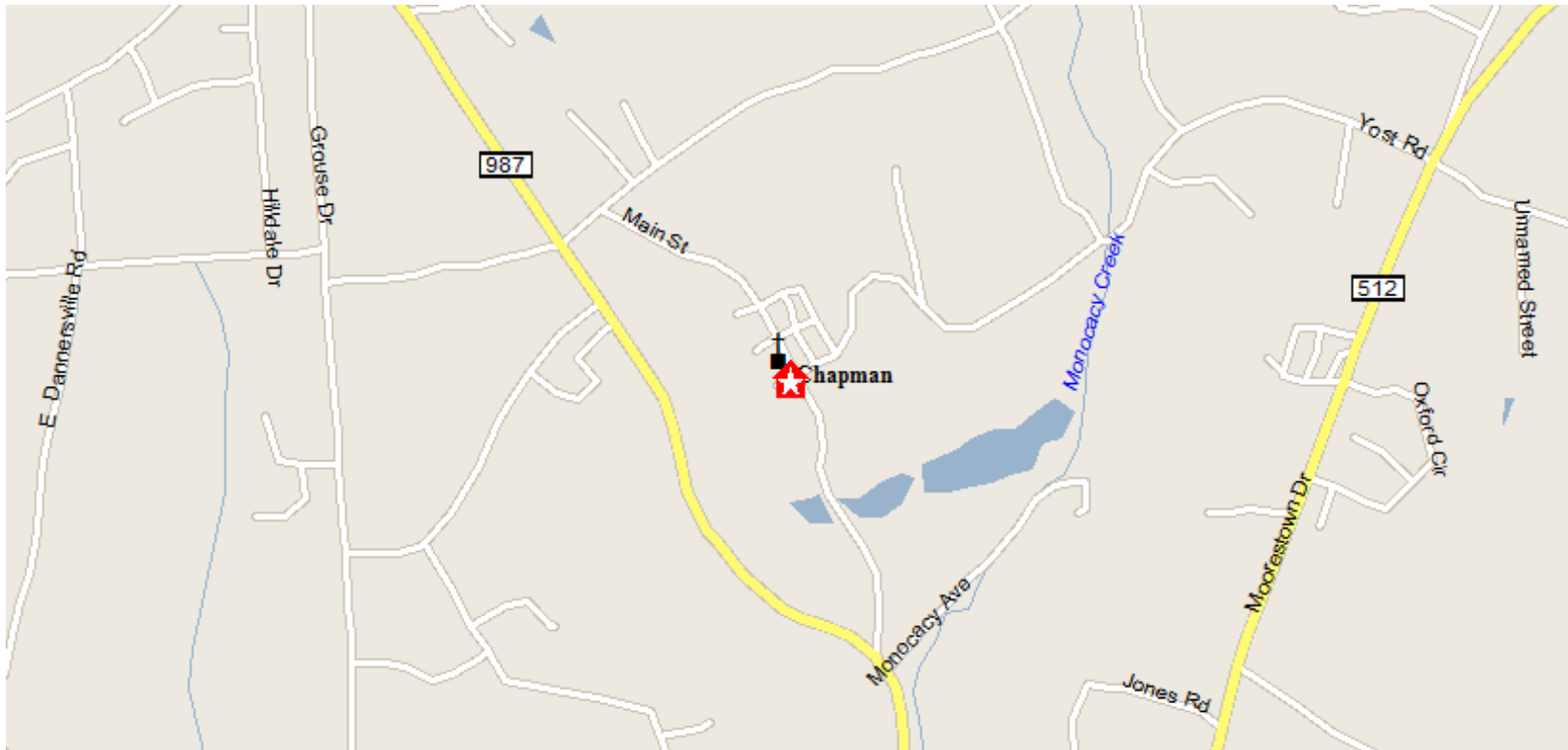


**RE/MAX**  
**real estate**  
Allentown · Bethlehem · Easton





## CHAPMAN, BOROUGH OF, PA





## Area Facts

---

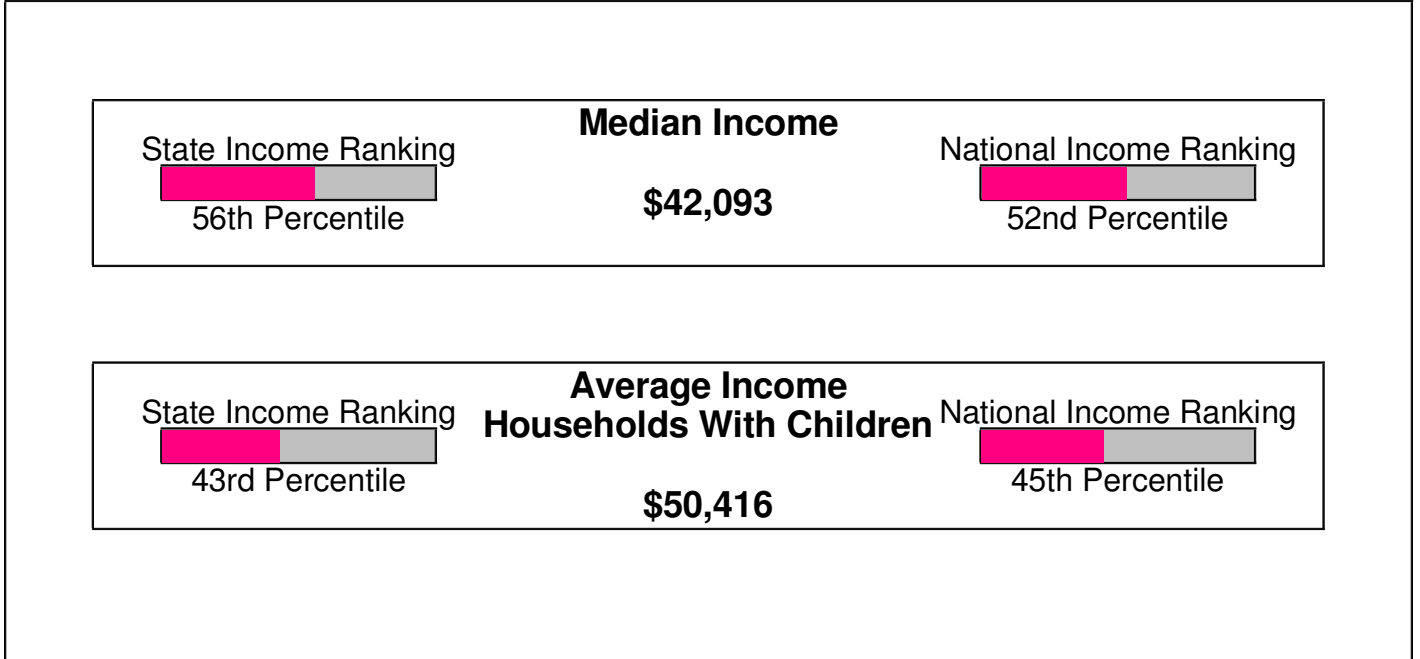
# Chapman, Borough of

Prepared by RE/MAX Real Estate

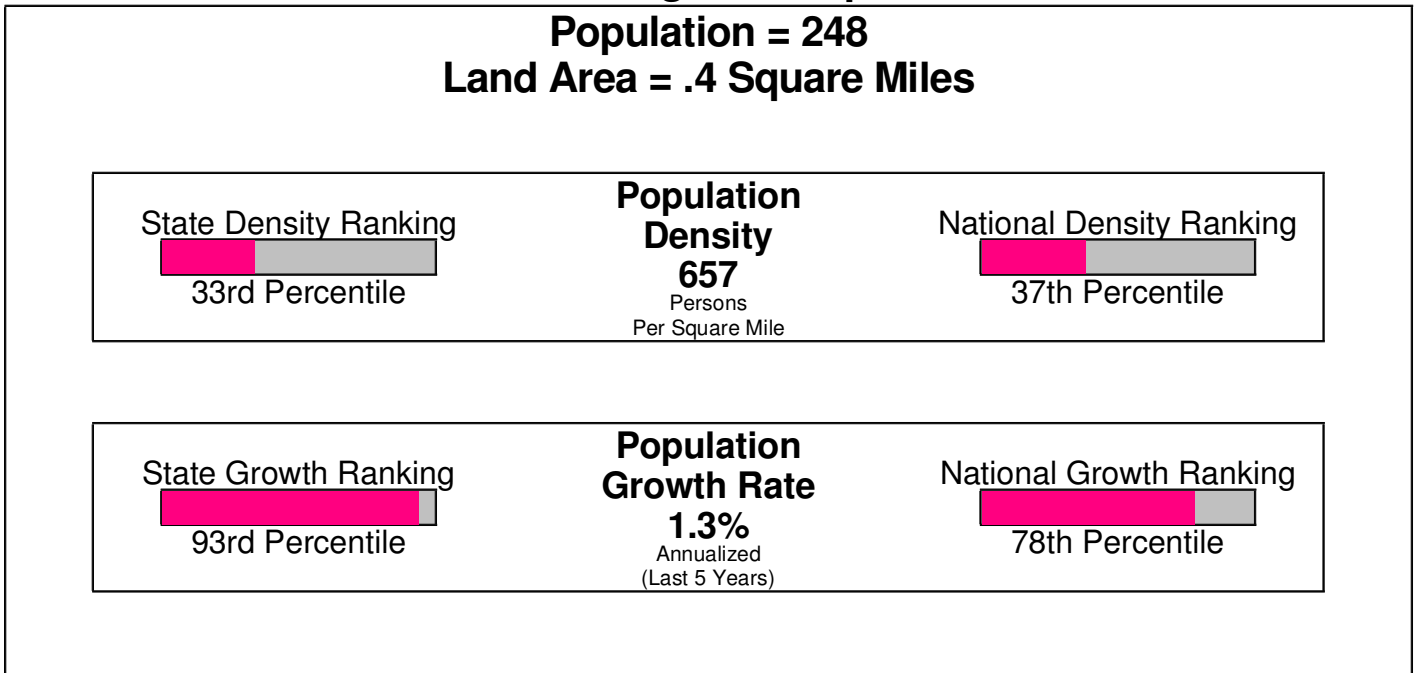




## Income For Borough of Chapman

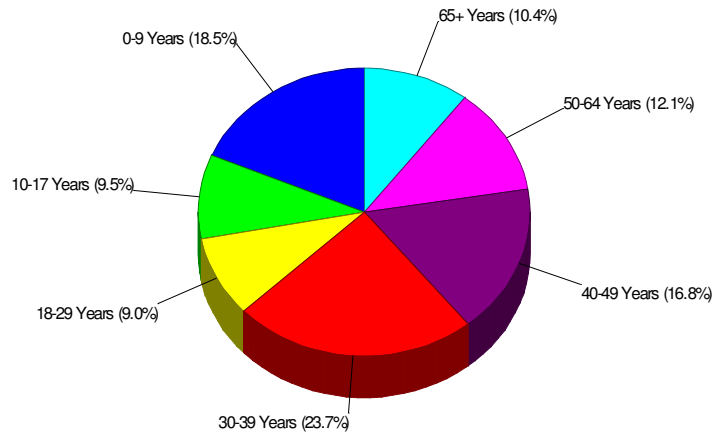


## Population For Borough of Chapman



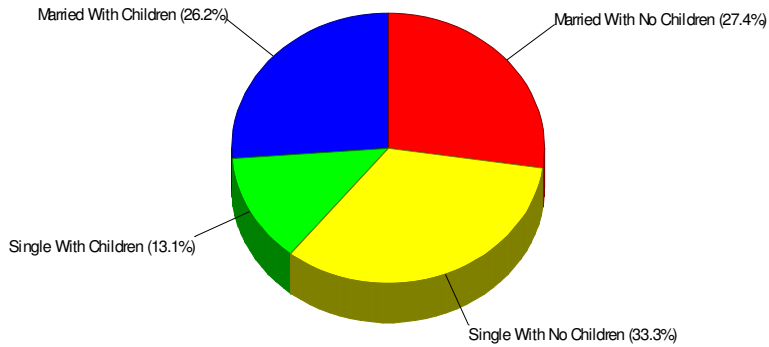


### Age Breakdown For Borough of Chapman Average Age = 35.0 Years



### Household Characteristics For Borough of Chapman

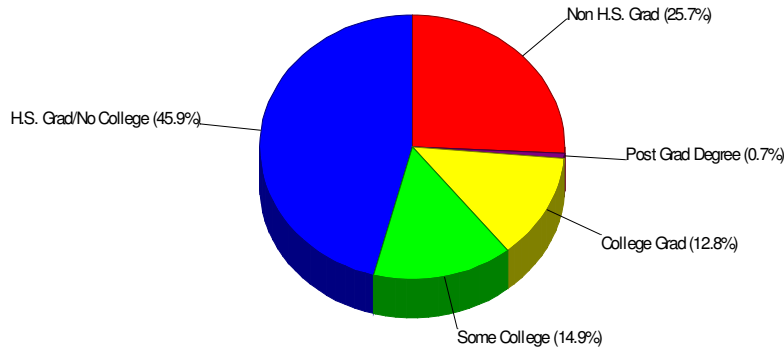
**53.6% Married**  
**39.3% With Children**





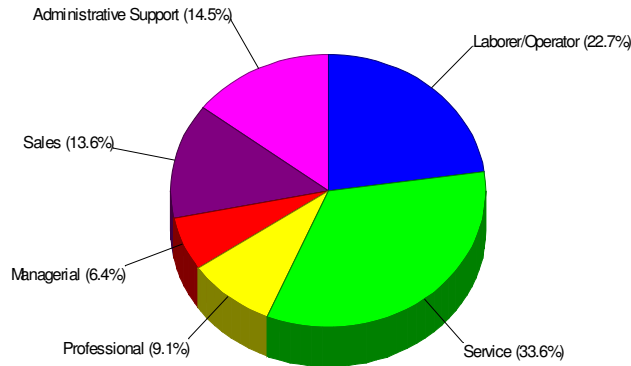
### Adult Education Level For Borough of Chapman

**74.3% High School Graduates  
13.5% College Graduates**



### Employment For Borough of Chapman

**Average Travel Time To Work = 24.8 Minutes**



Occupation





## School Information

---

# Chapman, Borough of



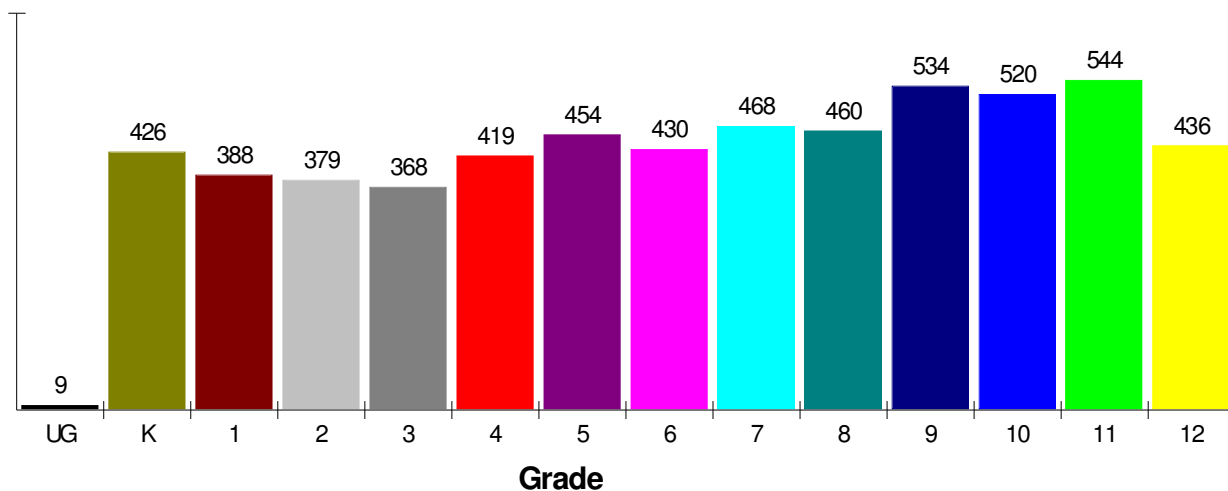
## General Facts FOR NORTHAMPTON AREA SCHOOLS

NORTHAMPTON AREA SCHOOLS  
2014 LAUBACH AVENUE  
NORTHAMPTON, PA 18067

Type:	(610)262-7811	Independent Local District
Grade Range:		K - 12
Schools:		6
Teacher:		353
Students:		5,835
Student/Teacher Ratio:		16.5 To 1
Student/Librarian Ratio:		972.5 To 1
Secondary Student/Guidance Ratio:		254.3 To 1

## Student Enrollment By Grade FOR NORTHAMPTON AREA SCHOOLS

**Total Enrollment = 5,835**



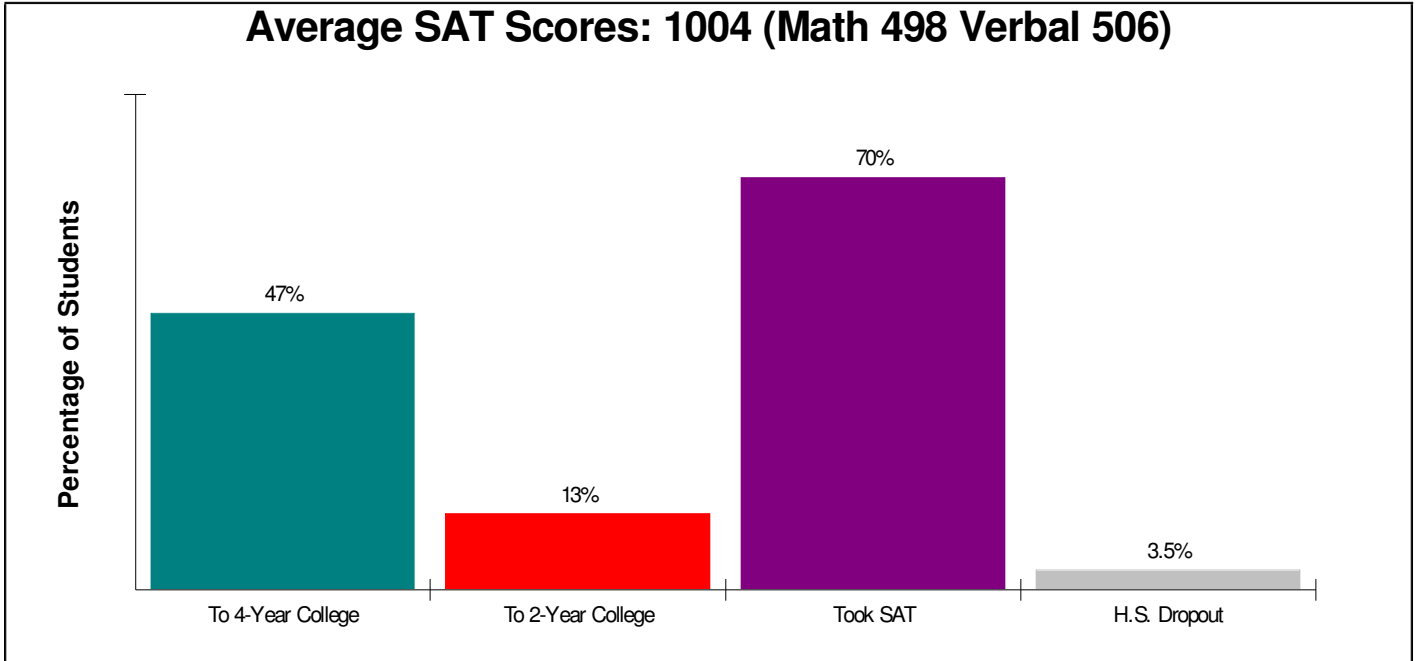
National Enrollment Ranking: 1,619 of 15,679 (89th Percentile)  
State Enrollment Ranking: 59 of 529 (89th Percentile)





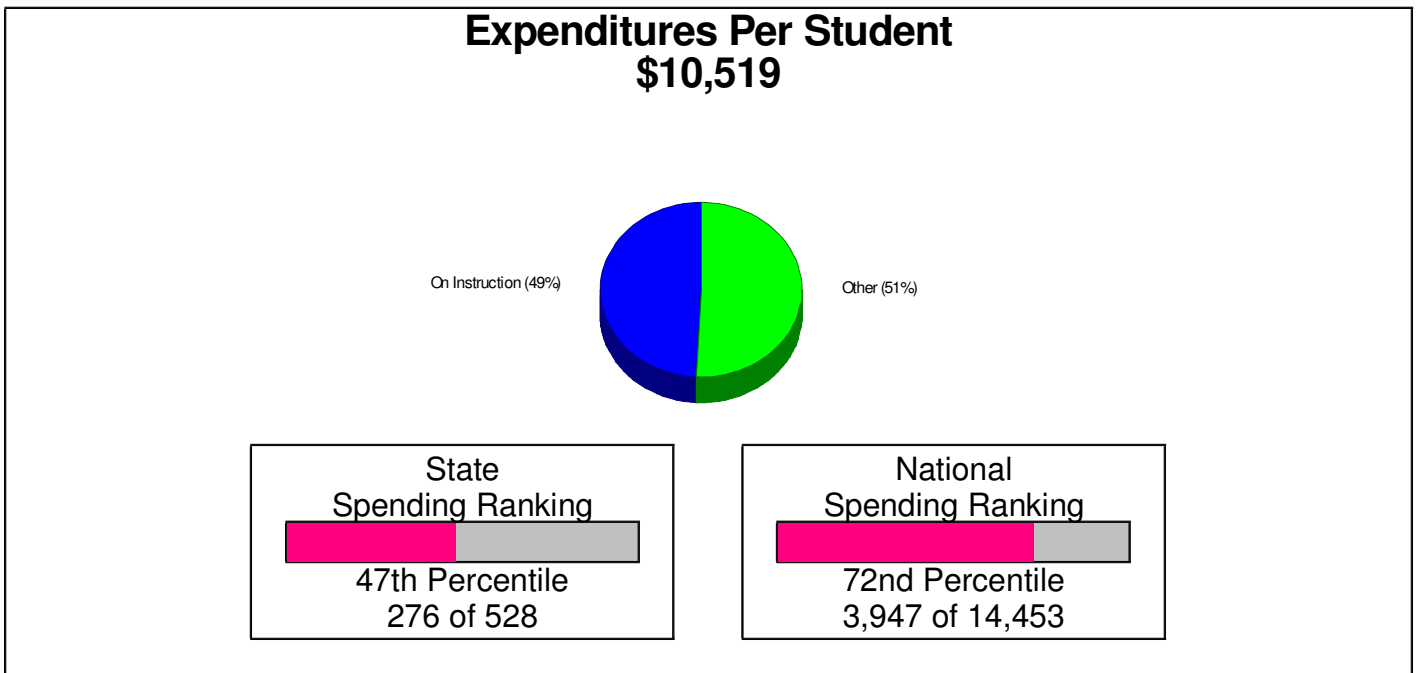
## High School Statistics FOR NORTHAMPTON AREA SCHOOLS

**Average SAT Scores: 1004 (Math 498 Verbal 506)**



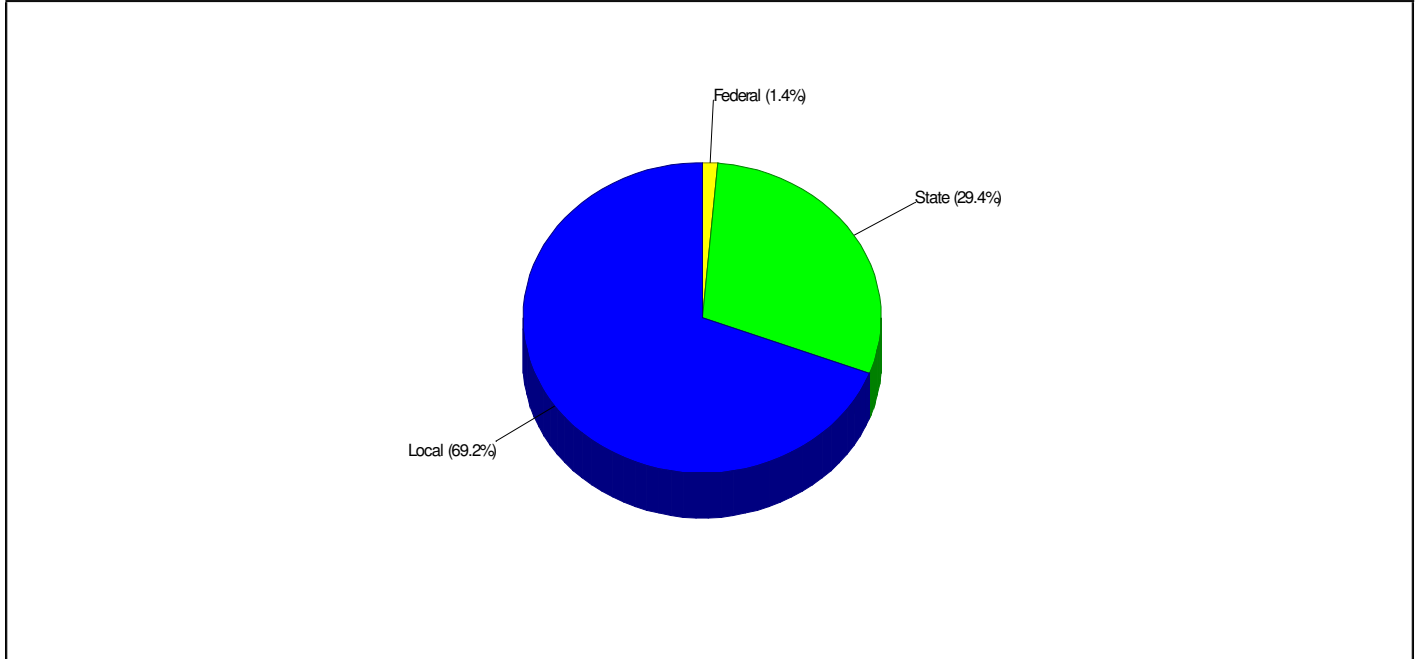
## School Expenditures FOR NORTHAMPTON AREA SCHOOLS

**Expenditures Per Student  
\$10,519**





## School Funding FOR NORTHAMPTON AREA SCHOOLS





## Public Schools for District

**MOORE TWP ELEMENTARY SCHOOL**  
2835 MOUNTAIN VIEW DR, BATH, PA 18014

**Distance from Subject:** 1.9 Miles  
**Student/Teacher Ratio:** 13.8 to 1  
**Mascot:** Children

**School Type:** Regular  
**Students/Teachers:** 553/40  
**School Colors :** Red & White

**Phone:** (610)837-1859  
**Grades:** K - 6

**GEORGE WOLF ELEMENTARY SCHOOL**  
300 ALLEN STREET, BATH, PA 18014

**Distance from Subject:** 2.7 Miles  
**Student/Teacher Ratio:** 15.5 to 1  
**Mascot:** Wolves

**School Type:** Regular  
**Students/Teachers:** 743/48  
**School Colors :** Royal & White

**Phone:** (610)837-1833  
**Grades:** K - 6

**LEHIGH TWP ELEMENTARY SCHOOL**  
800 BLUE MOUNTAIN DR, WALNUTPORT, PA 18088

**Distance from Subject:** 6.8 Miles  
**Student/Teacher Ratio:** 17.7 to 1

**School Type:** Regular  
**Students/Teachers:** 656/37  
**School Colors :** Kelly Green & White

**Phone:** (610)767-1192  
**Grades:** K - 6

**NORTHAMPTON AREA SENIOR HIGH SCHOOL**  
1619 LAUBACH AVE, NORTHAMPTON, PA 18067

**Distance from Subject:** 6.8 Miles  
**Student/Teacher Ratio:** 18.8 to 1  
**Mascot:** Konkrete Kids  
**Average SAT:** 1004 (Math 498 Verbal 506)  
**Students Taking SAT:** 70.0%

**School Type:** Regular  
**Students/Teachers:** 2,014/107  
**School Colors :** Orange & Black  
**Graduates To 2-Year College:** 13.0%  
**Graduates To 4-Year College:** 47.0%

**Phone:** (610)262-7812  
**Grades:** 9 - 12

**NORTHAMPTON MIDDLE SCHOOL**  
1617 LAUBACH AVE, NORTHAMPTON, PA 18067

**Distance from Subject:** 6.8 Miles  
**Student/Teacher Ratio:** 13.1 to 1

**School Type:** Regular  
**Students/Teachers:** 904/69  
**School Colors :** Black & Orange

**Phone:** (610)262-7817  
**Grades:** 7 - 8

**NORTHAMPTON BOROUGH ELEMENTARY SCHOOL**  
1677 LINCOLN AVE, NORTHAMPTON, PA 18067

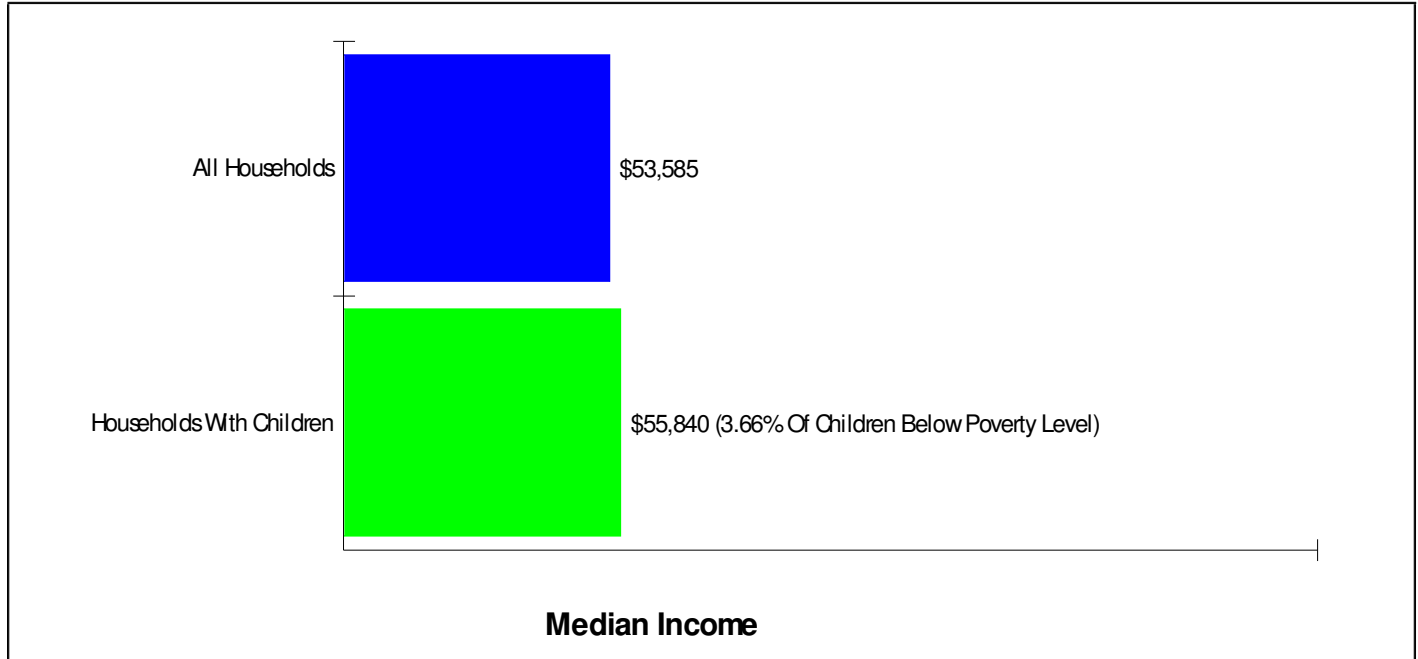
**Distance from Subject:** 6.9 Miles  
**Student/Teacher Ratio:** 16.6 to 1  
**Mascot:** Konkrete Kids

**School Type:** Regular  
**Students/Teachers:** 865/52  
**School Colors :** Orange & Black

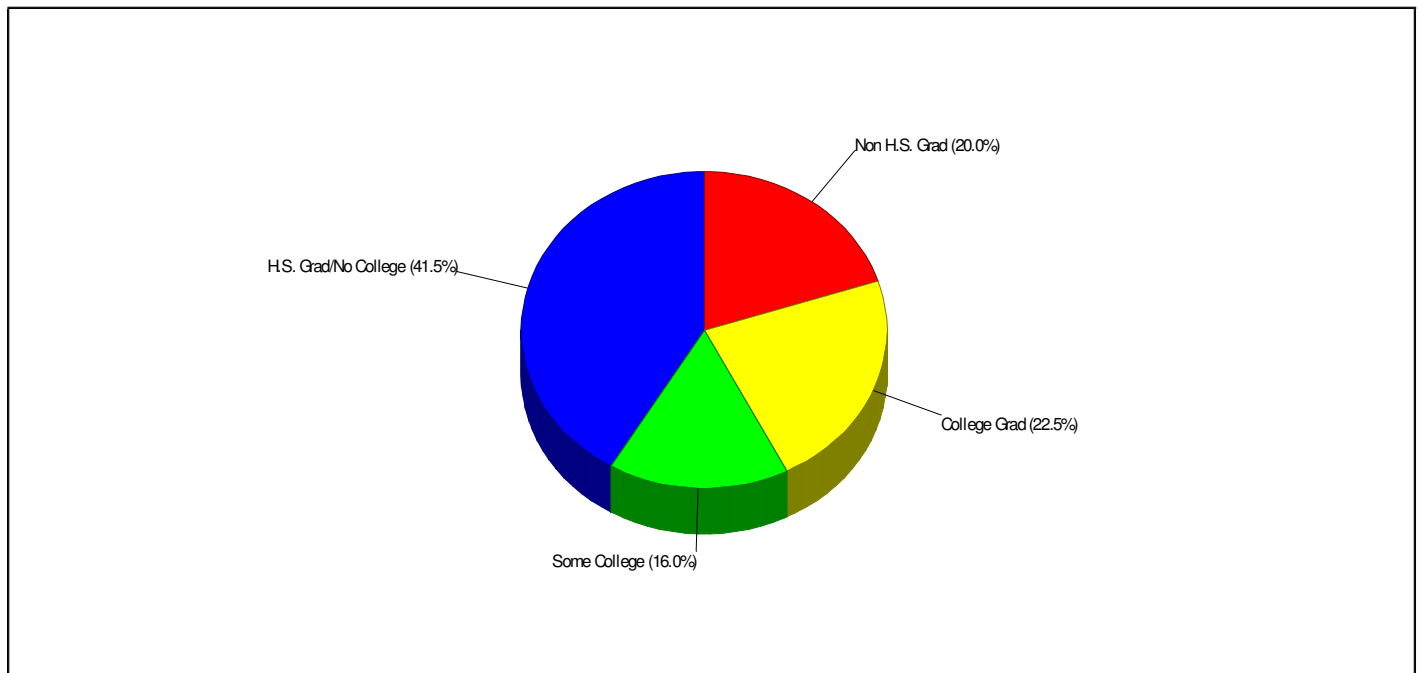
**Phone:** (610)262-6430  
**Grades:** K - 6



### Income FOR NORTHAMPTON AREA SCHOOLS



### Parent Education Level FOR NORTHAMPTON AREA SCHOOLS



Prepared by RE/MAX Real Estate





## Private Schools

Private School Enrollment= 13.48% within School District

### SACRED HEART

115 Washington St., BATH, PA 18014

**Distance from Subject:** 2.4 Miles

**Affiliation:** Roman Catholic

**Students:** 232

**Student/ Homeroom Ratio:** 23.2

**School Colors:** Navy & Gold

**Enrollment By Grade:** PK-26 K-26 1-19 2-25 3-21 4-22 5-23 6-20 7-27 8-23

**Phone:** (610)837-6391

**Grades:** PK - 8

**School Type:** Regular

**Gender:** Coed

**Student/Teacher Ratio:** 19.6 to 1

**Mascot:** Cougars

### VALLEY VIEW BAPTIST ACADEMY

NORTHAMPTON, PA 18067

**Distance from Subject:** 3.3 Miles

**Affiliation:** Baptist

**Students:** 15

**Enrollment By Grade:** 1-2 2-1 3-1 4-2 5-2 6-1 7-2 8-1 9-1 10-1 11-1

**Phone:** (610)837-5894

**Grades:** 1 - 11

**School Type:** Not Given

**Gender:** Coed

**Student/Teacher Ratio:** 3.8 to 1

### HOLY FAMILY ELEMENTARY SCHOOL

17 N Convent Ave, NAZARETH, PA 18064

**Distance from Subject:** 4.6 Miles

**Affiliation:** Roman Catholic

**Students:** 453

**Student/ Homeroom Ratio:** 32.4

**School Colors:** Navy & Gold

**Enrollment By Grade:** PK-51 K-37 1-41 2-54 3-42 4-52 5-51 6-43 7-43 8-39

**Phone:** (610)759-5642

**Grades:** PK - 8

**School Type:** Regular

**Gender:** Coed

**Student/Teacher Ratio:** 17.1 to 1

### LEHIGH VALLEY LUTHERAN SCHOOL

1335 Old Carriage Rd, NORTHAMPTON, PA 18067

**Distance from Subject:** 5.0 Miles

**Affiliation:** Not Given

**Students:** 90

**Student/ Homeroom Ratio:** 22.5

**School Colors:** Red & Black

**Phone:** (610)261-0822

**Grades:** K - 8

**School Type:** Not Given

**Gender:** Not Given

### LEHIGH VALLEY LUTHERAN SCHOOL

1335 Old Carriage Rd, NORTHAMPTON, PA 18067

**Distance from Subject:** 5.0 Miles

**Affiliation:** Evangelical Lutheran

**Students:** 36

**Student/ Homeroom Ratio:** 5.1

**School Colors:** Black & Red

**Enrollment By Grade:** K-3 1-5 2-3 3-5 4-3 5-4 6-3 7-7 8-3

**Phone:** (610)261-0822

**Grades:** K - 8

**School Type:** Regular

**Gender:** Coed

**Student/Teacher Ratio:** 5.6 to 1



## Private Schools

Private School Enrollment= 13.48% within School District

### VICTORIA VOGUE CHILDCARE

90 SOUTHLAND DRIVE, BETHLEHEM, PA 18017

Distance from Subject: 5.9 Miles

Affiliation: Nonsectarian

Students: 27

Enrollment By Grade: PK-20 K-7

Phone: (610)865-6933

Grades: PK - K

School Type: Early Childhood

Gender: Coed

Student/Teacher Ratio: 7.0 to 1

### CREATIVE KIDS CLUB

BETHLEHEM, PA 18017

Distance from Subject: 6.1 Miles

Affiliation: Nonsectarian

Students: 35

Enrollment By Grade: PK-19 K-16

Phone: (610)868-3533

Grades: PK - K

School Type: Not Given

Gender: Coed

Student/Teacher Ratio: 16.0 to 1

### TOT TIME CHILD DEVELOPMENT CENTER

BETHLEHEM, PA 18017

Distance from Subject: 6.4 Miles

Affiliation: Nonsectarian

Students: 11

Enrollment By Grade: PK-9 K-2

Phone: (610)867-6080

Grades: PK - K

School Type: Not Given

Gender: Coed

Student/Teacher Ratio: 1.3 to 1

### BUSHKILL TOWNSHIP CHRISTIAN ACADEMY

1502 BUSHKILL CENTER RD, WIND GAP, PA 18091

Distance from Subject: 7.0 Miles

Affiliation: Other

Students: 4

Enrollment By Grade: UG-4

Phone: (610)759-2225

Grades: Ungraded

School Type: Alternative

Gender: Coed

Student/Teacher Ratio: 4.0 to 1

### ST. JOHN THE BAPTIST

1357 Newport Ave, NORTHAMPTON, PA 18067

Distance from Subject: 7.2 Miles

Affiliation: Other

Students: 77

Student/ Homeroom Ratio: 7.7

School Colors: Royal & Gold

Enrollment By Grade: PK-11 K-12 1-14 2-10 3-10 4-4 5-3 6-6 7-5 8-2

Phone: (610)262-2231

Grades: PK - 8

School Type: Regular

Gender: Coed

Student/Teacher Ratio: 7.3 to 1

Mascot: Lions



## Housing Information

---

# Chapman, Borough of

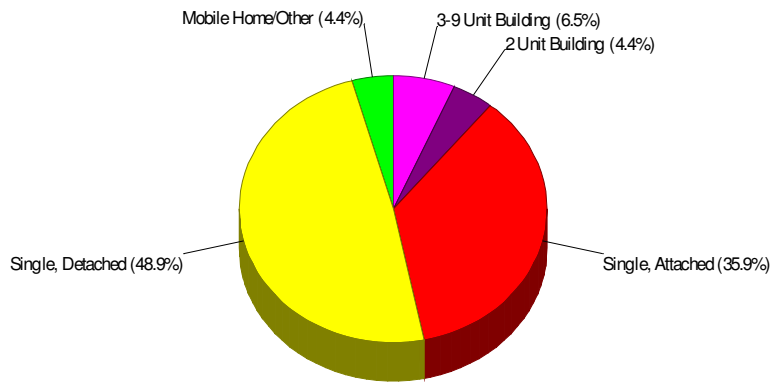
Prepared by RE/MAX Real Estate





## Housing Characteristics For Borough of Chapman

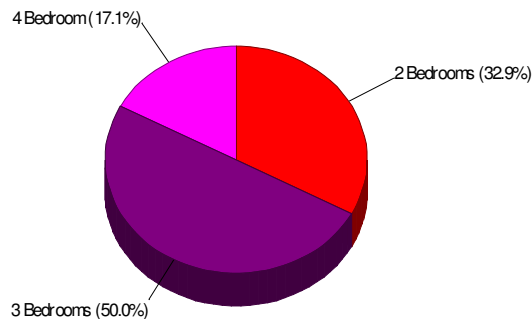
**Average Age of Housing 61 years**



**Type of Dwelling**

## Home Ownership For Borough of Chapman

**Owner Occupied Households = 77.8%**  
**Median Housing Value = \$95,000**  
**Median Number of Bedrooms = 3**



**Home Size Breakdown**

Prepared by RE/MAX Real Estate



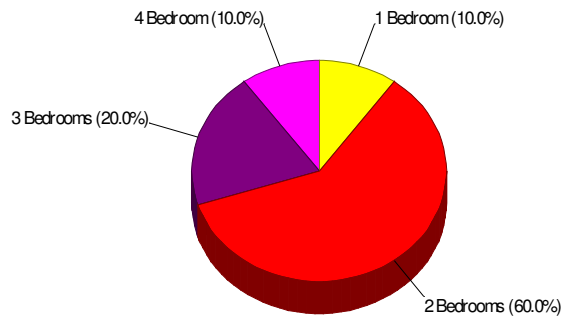




## Rental

### For Borough of Chapman

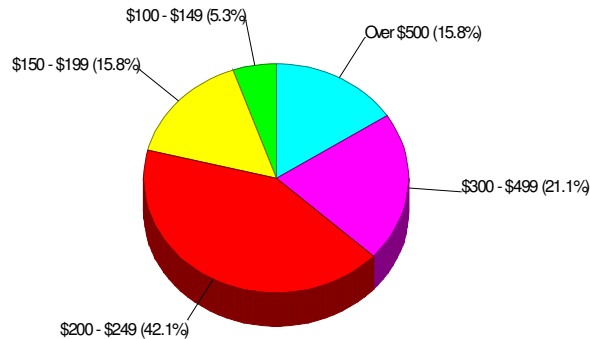
**Renter Occupied Households = 22.2%**  
**Median Monthly Rent = \$563**  
**Median Number of Bedrooms = 2**



Home Size Breakdown

## Home Sales Pricing Pattern (Closest 20)

**Median Price = \$240,000**  
**Average Price = \$301,789**



Dollars In Thousands  
Homes Sold In Past Year



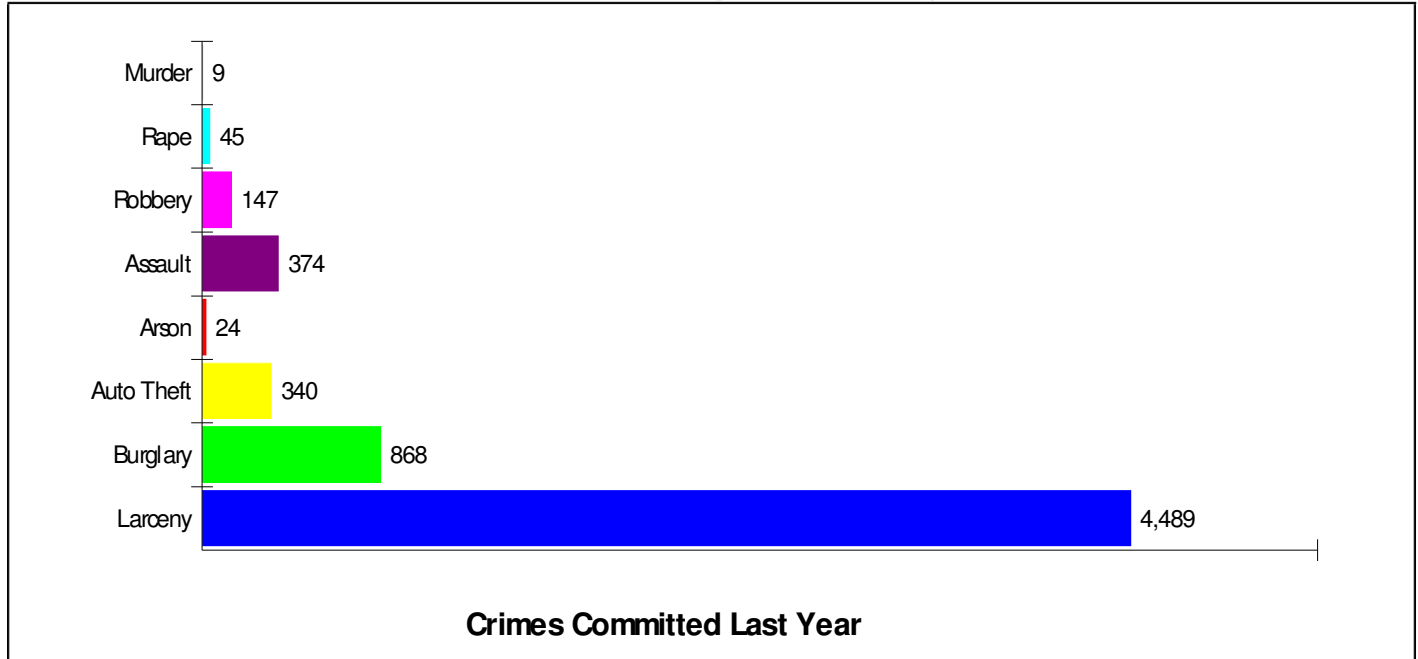
## Crime Information

---

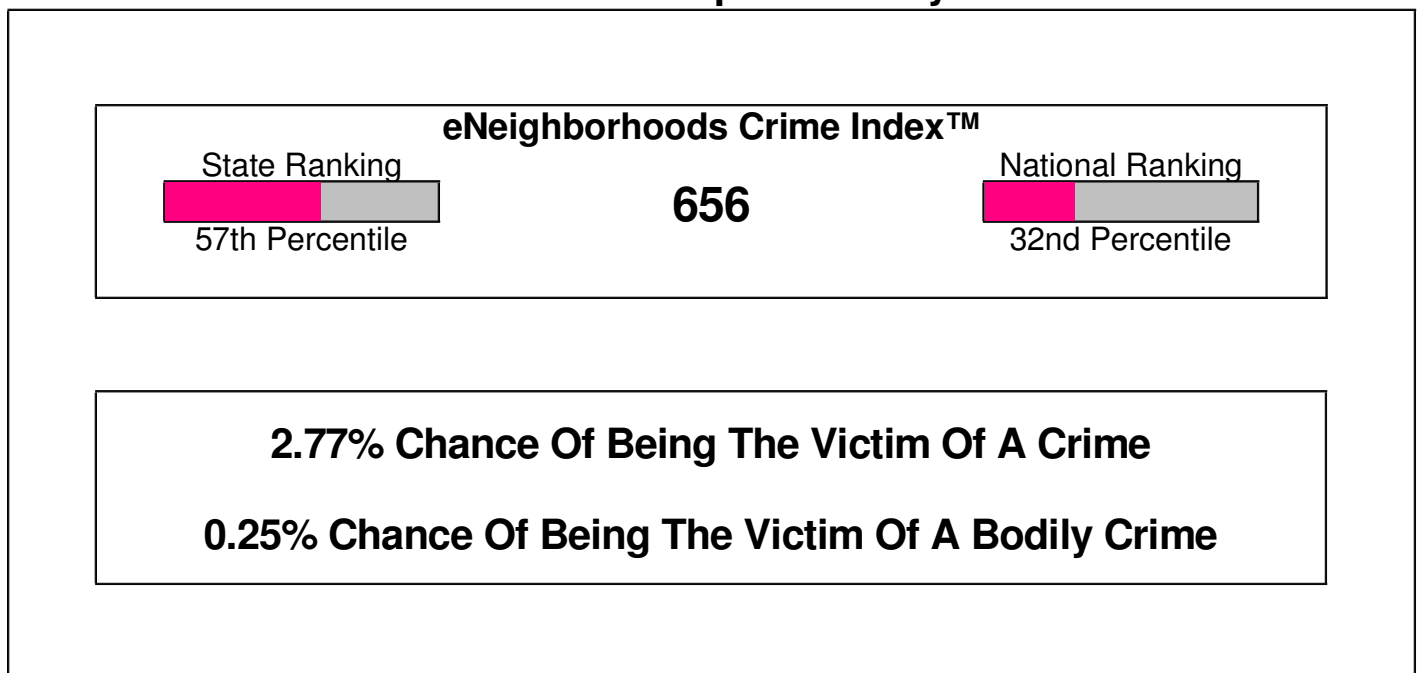
# Chapman, Borough of



## Crime Incidents For Northampton County



## Crime Index For Northampton County



Prepared by RE/MAX Real Estate





## Climate Information

---

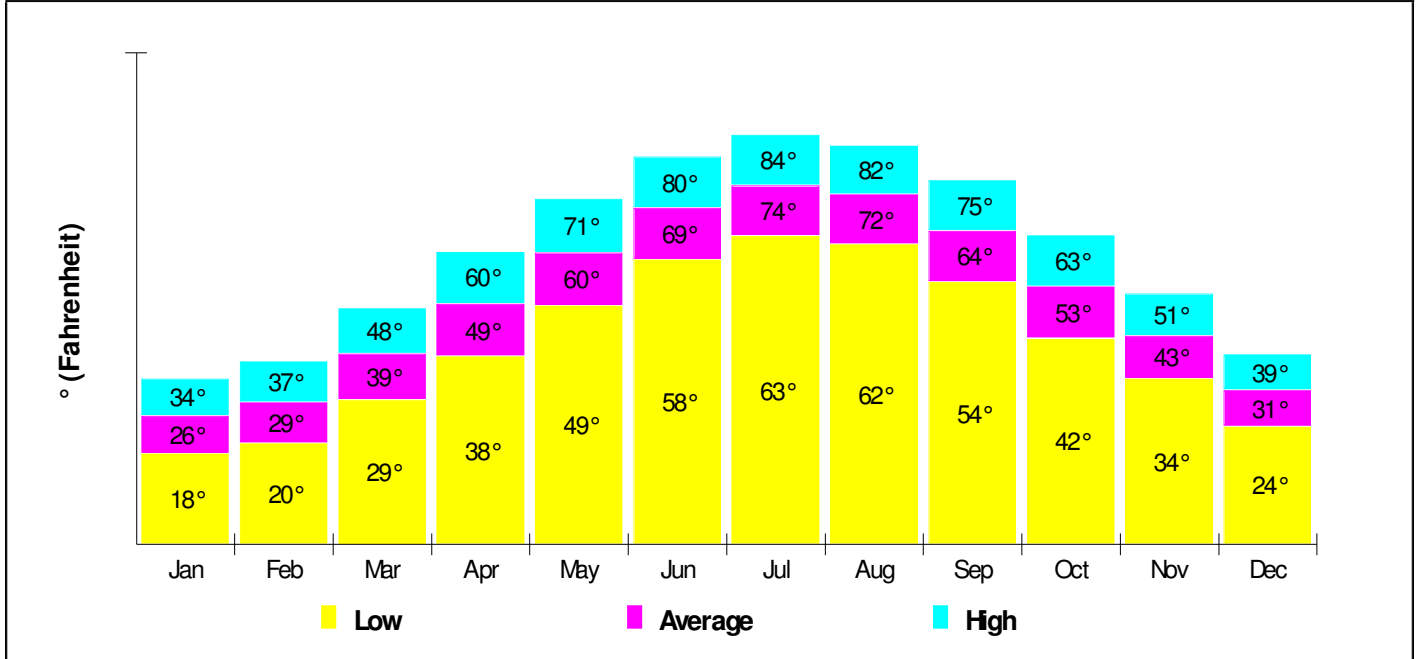
## Chapman, Borough of

Prepared by RE/MAX Real Estate

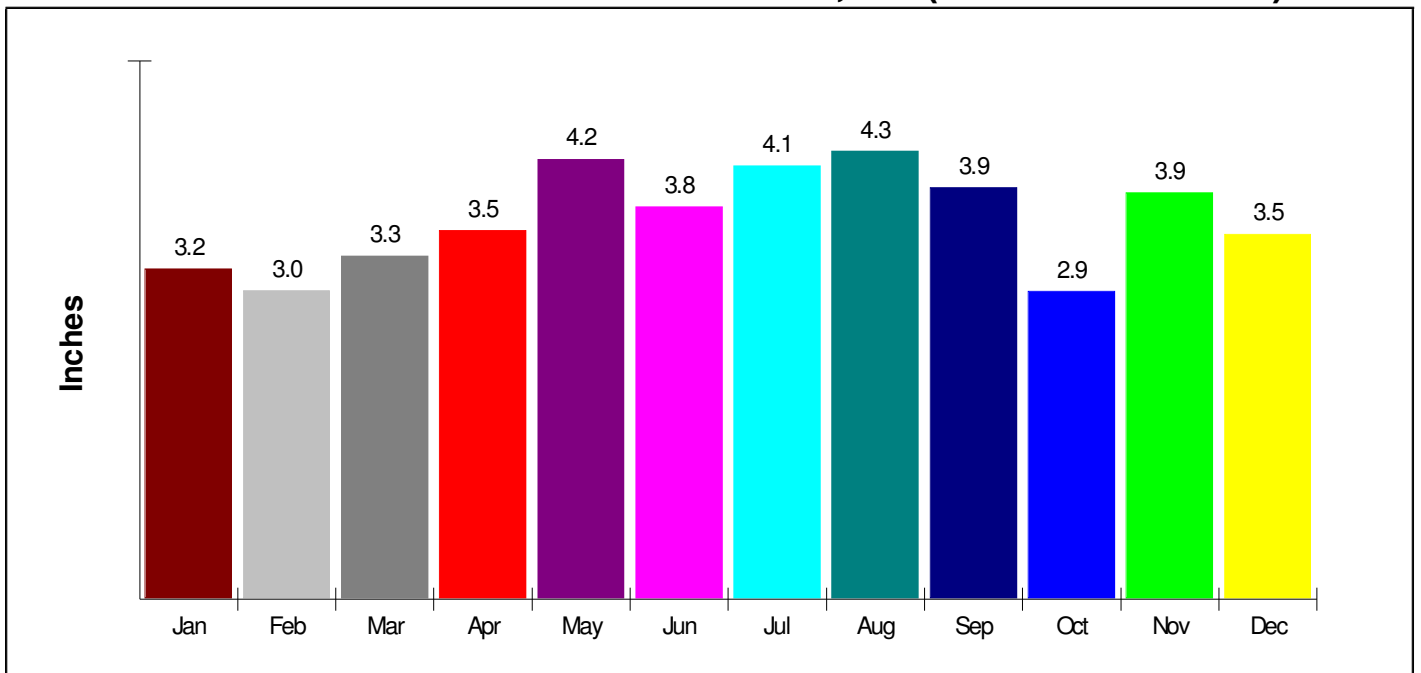




## Temperature Measured at ALLENTOWN AIRPORT, PA (elevation = 388ft. )



## Average Precipitation Measured at ALLENTOWN AIRPORT, PA (elevation = 388ft. )



Prepared by RE/MAX Real Estate





Houses of Worship

---

**Chapman, Borough of**

Prepared by RE/MAX Real Estate





## Houses of Worship

**CHAPMAN QUARRIES UNITED METHODIST**

1433 MAIN ST, BATH, PA 18014

**Denomination:** Methodist Churches**Phone:** (610)837-0935**Distance from Subject:** 0.00 miles**COVENANT UNITED METHODIST CHURCH**

2715 MOUNTAIN VIEW DR, BATH, PA 18014

**Denomination:** Methodist Churches**Phone:** (610)837-7517**Distance from Subject:** 1.30 miles**JEHOVAHS WITNESSES OF NAZARETH**

2317 YOST RD, BATH, PA 18014

**Denomination:** Churches of the Nazarene**Phone:** (610)759-4026**Distance from Subject:** 1.30 miles**HOLY CROSS LUTHERAN CHURCH**

696 JOHNSON RD, NAZARETH, PA 18064

**Denomination:** Lutheran Churches**Phone:** (610)759-7363**Distance from Subject:** 2.30 miles**CHRIST UCC CHURCH**

109 S CHESTNUT ST, BATH, PA 18014

**Denomination:** Churches of Christ**Phone:** (610)837-0345**Distance from Subject:** 2.40 miles**ST JOHNS LUTH CHR NRSY PROGRAM**

206 E MAIN ST, BATH, PA 18014

**Denomination:** Lutheran Churches**Phone:** (610)837-1061**Distance from Subject:** 2.60 miles**EMMANUEL EVANGELICAL LUTHERAN CHURCH**

3175 VALLEY VIEW DR, BATH, PA 18014

**Denomination:** Lutheran Churches**Phone:** (610)837-1741**Distance from Subject:** 2.80 miles**SAINT PETERS UNITED CHURCH CHRIST**

8143 VALLEY VIEW RD, NORTHAMPTON, PA 18067

**Denomination:** Churches of Christ**Phone:** (610)837-7426**Distance from Subject:** 3.30 miles**BUSHKILL UNITED METHODIST CHR**

1330 CHURCH RD, WIND GAP, PA 18091

**Denomination:** Methodist Churches**Phone:** (610)759-7132**Distance from Subject:** 4.10 miles**CHRIST CHURCH LITTLE MOORE**

913 S MINK RD, DANIELSVILLE, PA 18038

**Denomination:** Churches of Christ**Phone:** (610)837-6051**Distance from Subject:** 4.10 miles



## Houses of Worship

---

**CARPENTERS COMMUNITY CHURCH**

4609 NEWBURG RD, NAZARETH, PA 18064

**Denomination:** Churches, Denomination Unknown**Phone:** (484)285-0039**Distance from Subject:** 4.20 miles

---

**HOLY FAMILY CHURCH**

23 FOREST DR, NAZARETH, PA 18064

**Denomination:** Churches, Denomination Unknown**Phone:** (610)759-0870**Distance from Subject:** 4.70 miles

---

**TRINITY UNITED METHODIST CHURCH**

WASHINGTON &amp; MADISON AV, NAZARETH, PA 18064

**Denomination:** Methodist Churches**Phone:** (610)759-2440**Distance from Subject:** 4.70 miles

---

**GRACE BIBLE FELLOWSHIP CHURCH**

ROSELNN &amp; BEIL AV, NAZARETH, PA 18064

**Denomination:** Churches, Denomination Unknown**Phone:** (610)759-7036**Distance from Subject:** 4.70 miles

---

**TRINITY LUTHERAN CHURCH**

NAZARETH, PA 18064

**Denomination:** Lutheran Churches**Phone:** (610)759-6377**Distance from Subject:** 4.70 miles





## County Facts



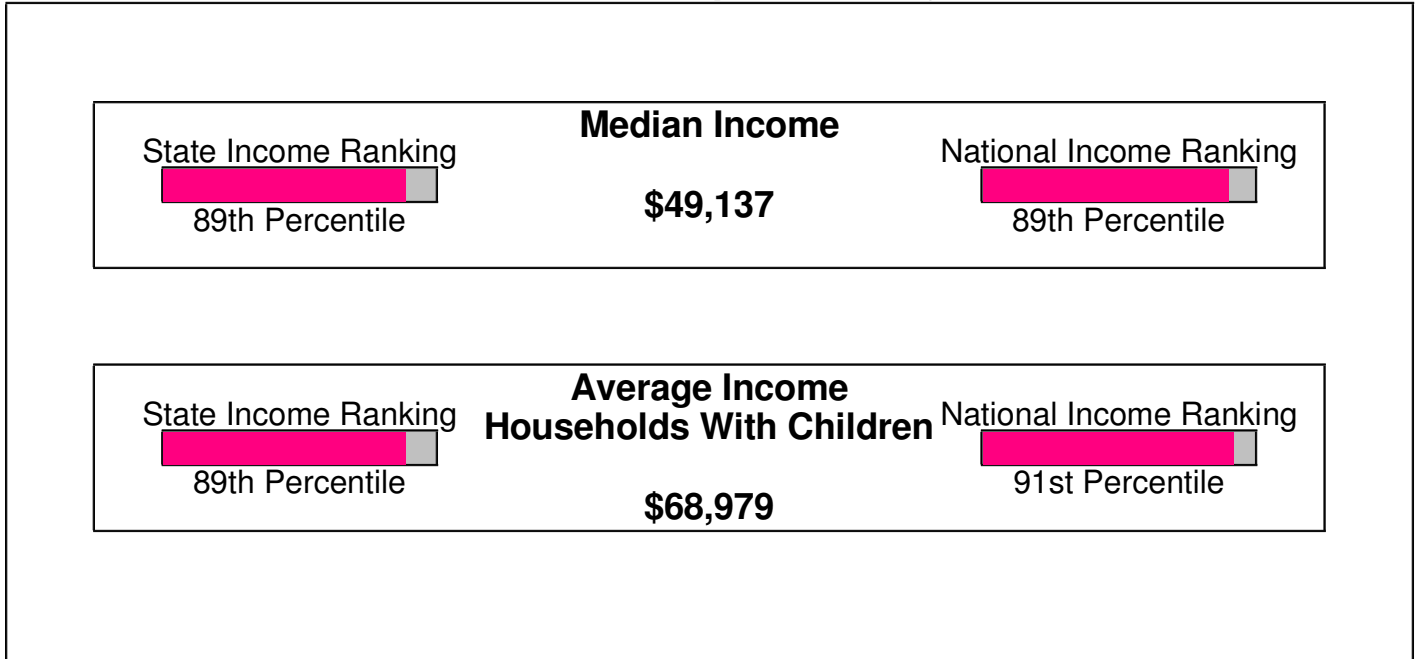
## Chapman, Borough of

Prepared by RE/MAX Real Estate

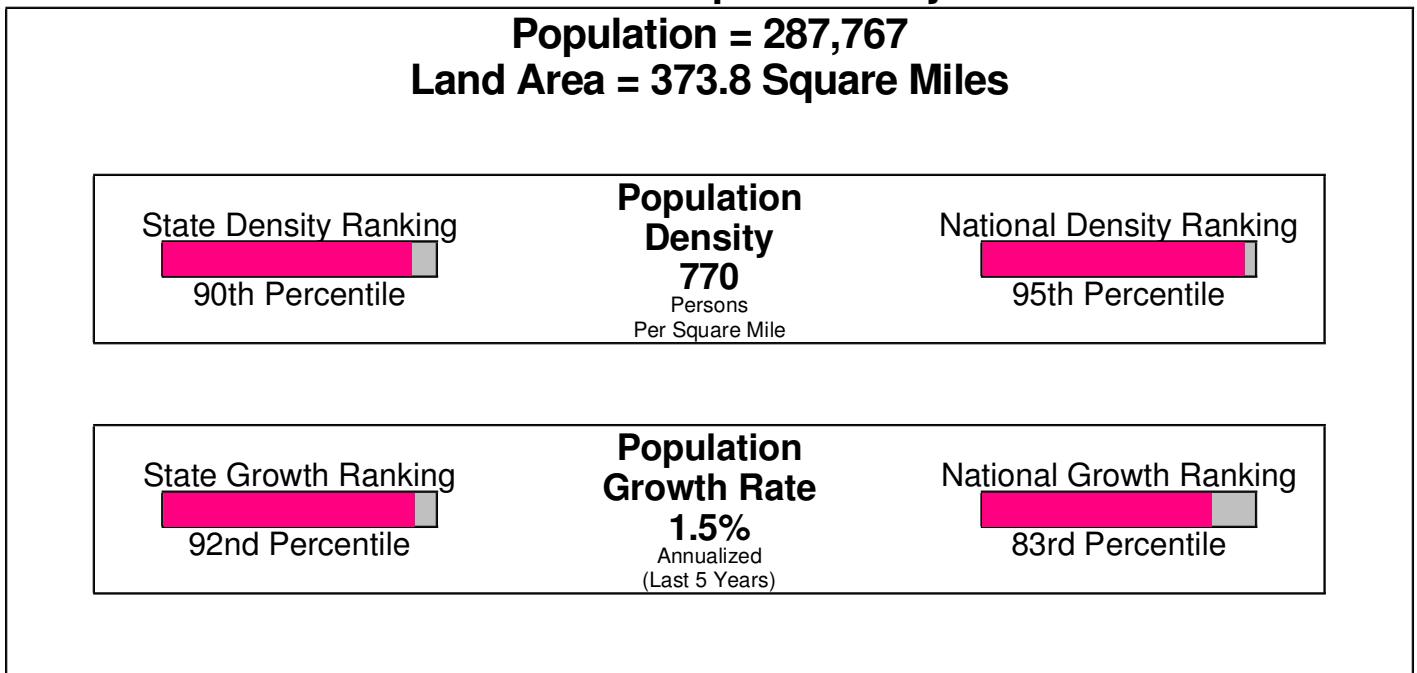




## Income For Northampton County

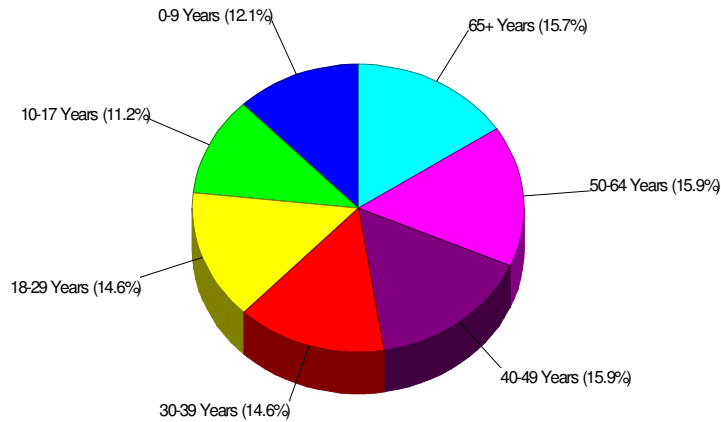


## Population For Northampton County



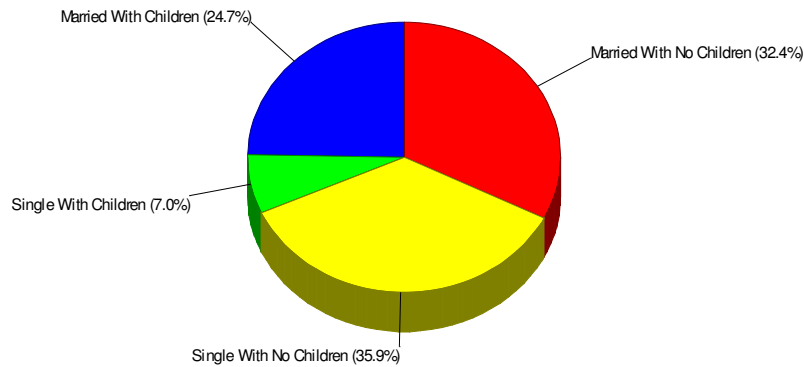


### Age Breakdown For Northampton County Average Age = 38.4 Years



### Household Characteristics For Northampton County

57.1% Married  
31.7% With Children



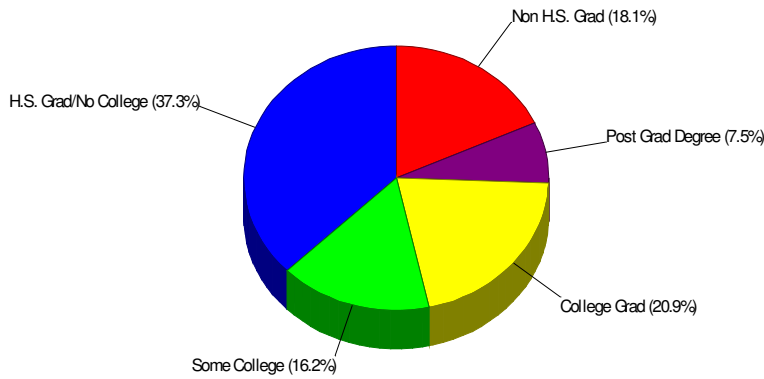
Prepared by RE/MAX Real Estate





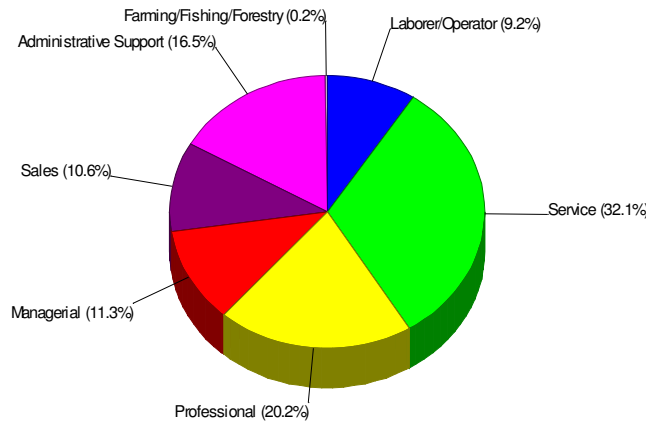
### Adult Education Level For Northampton County

81.9% High School Graduates  
28.4% College Graduates



### Employment For Northampton County

Average Travel Time To Work = 26.3 Minutes



Occupation

