



## Neighborhood Report

**RE/MAX Real Estate**  
**Allentown - Bethlehem - Easton**  
**Office: (A) 610-770-9000**  
**Office: (B) 610-691-6100**  
**Office: (E) 610-258-9600**  
**Web: [www.LehighValleyHome.com](http://www.LehighValleyHome.com)**

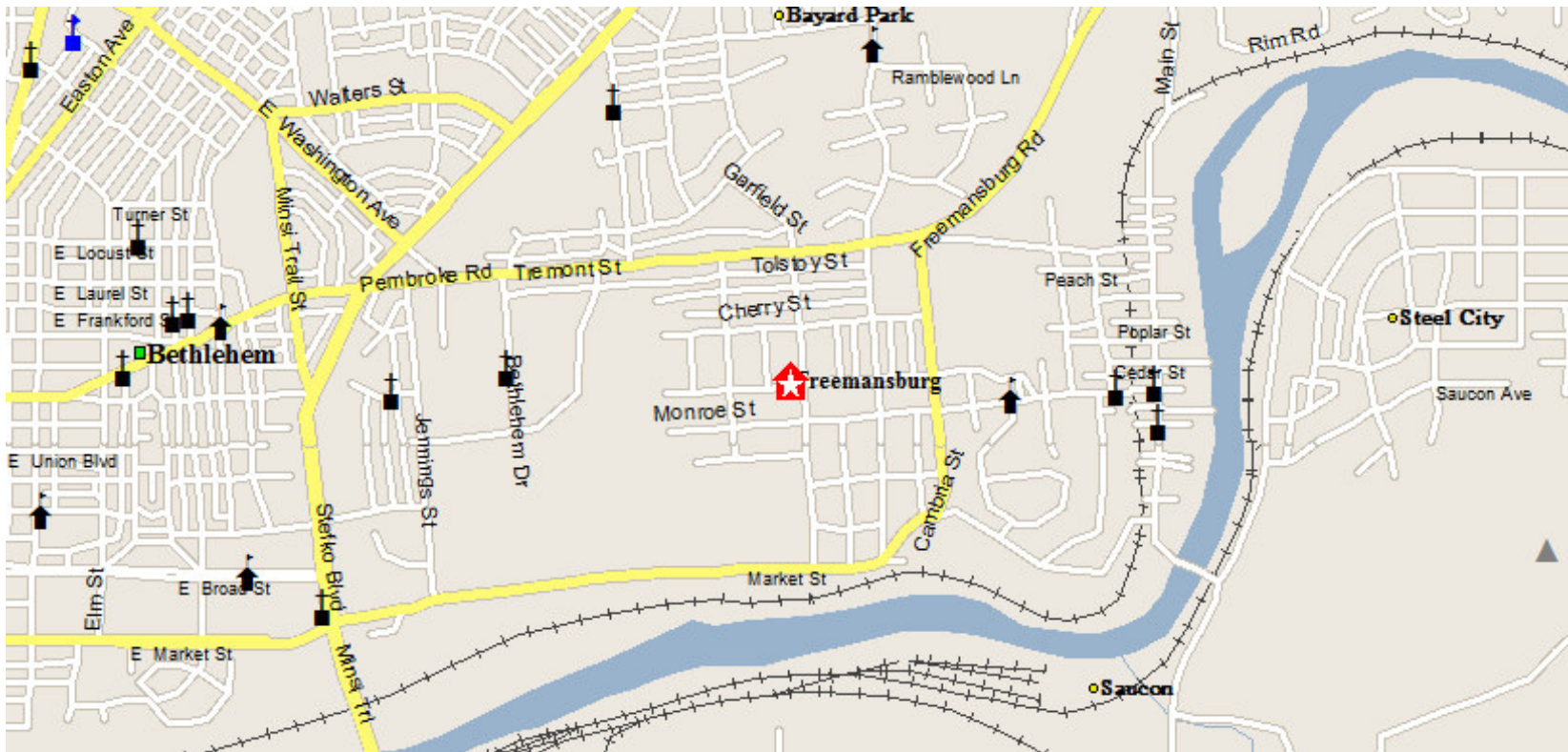


**RE/MAX**  
**real estate**  
Allentown · Bethlehem · Easton





## FREEMANSBURG, BOROUGH OF, PA





## Area Facts

---

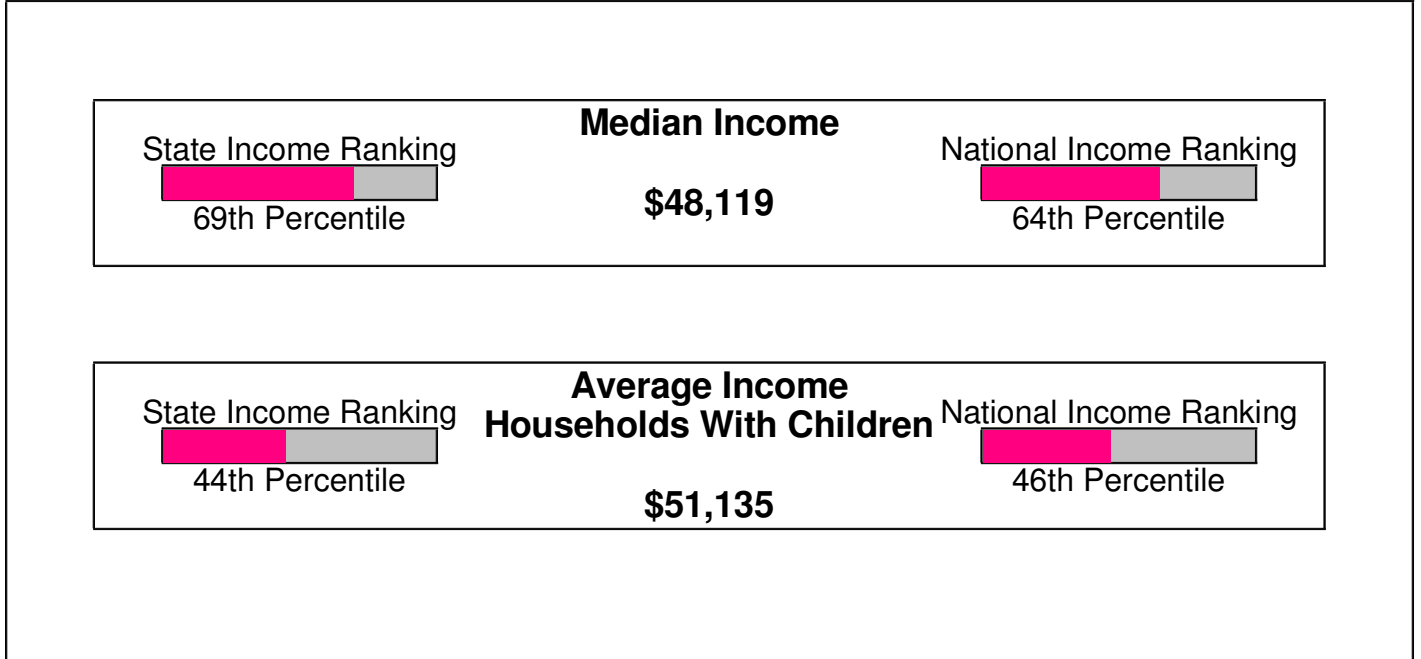
# Freemansburg, Borough of

Prepared by RE/MAX Real Estate

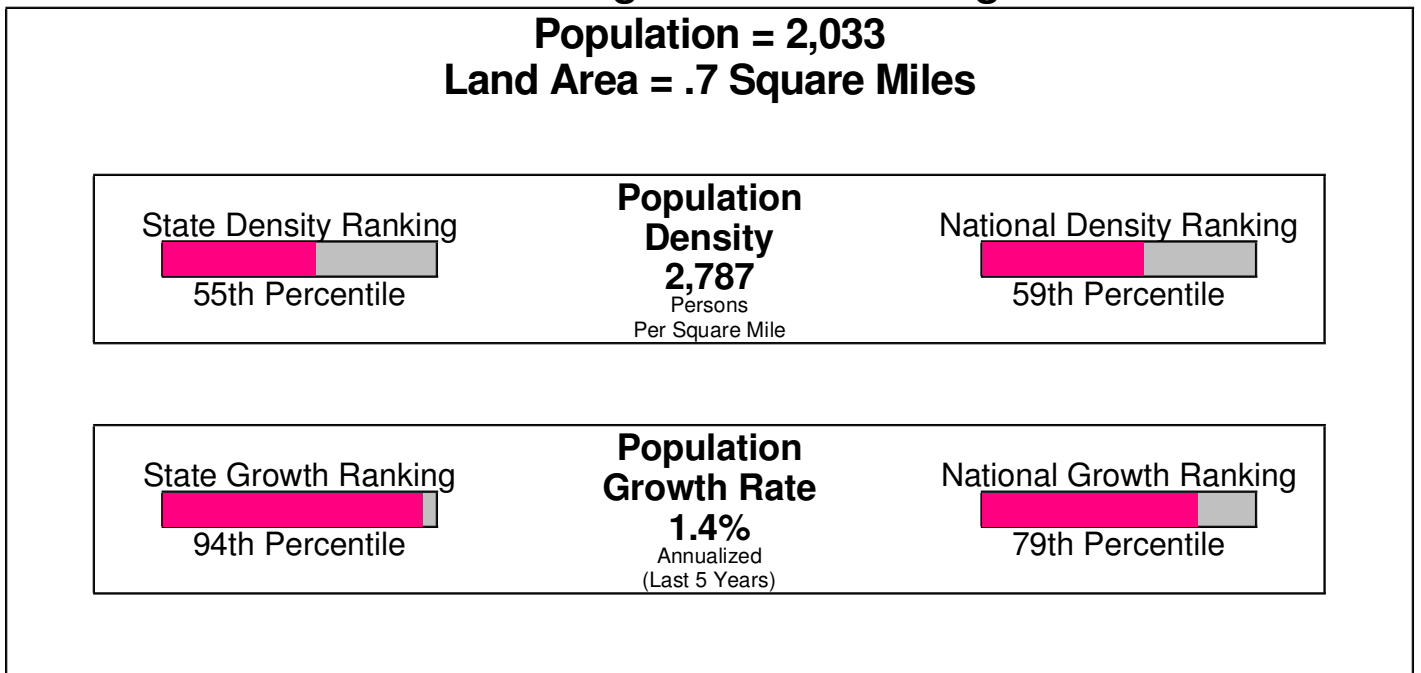




## Income For Borough of Freemansburg

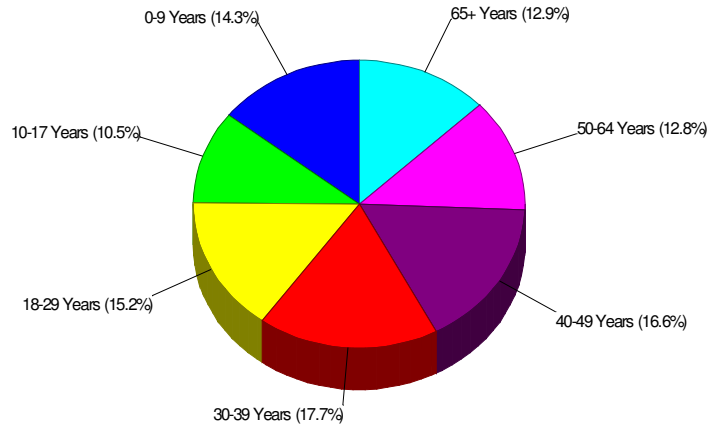


## Population For Borough of Freemansburg



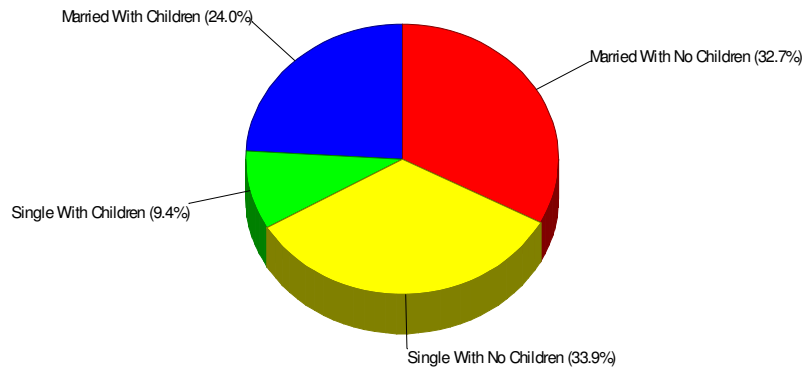


### Age Breakdown For Borough of Freemansburg Average Age = 36.5 Years



### Household Characteristics For Borough of Freemansburg

56.7% Married  
33.4% With Children

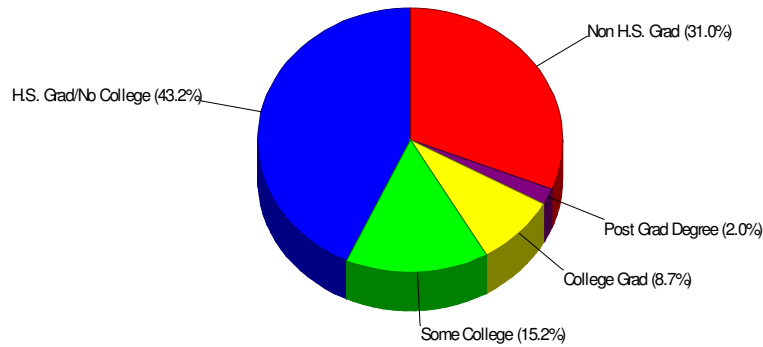


Prepared by RE/MAX Real Estate

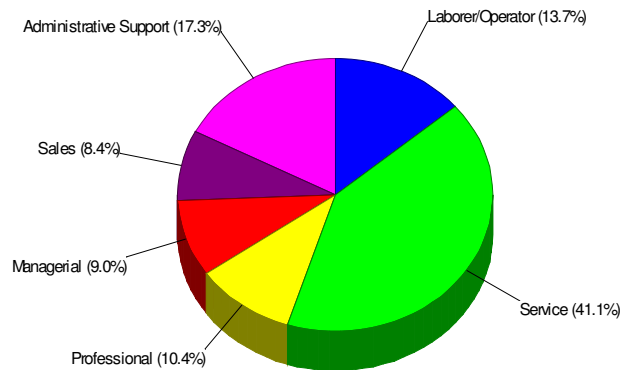




### Adult Education Level For Borough of Freemansburg 69.0% High School Graduates 10.7% College Graduates



### Employment For Borough of Freemansburg Average Travel Time To Work = 25.7 Minutes



Occupation





## School Information

---

# Freemansburg, Borough of

Prepared by RE/MAX Real Estate





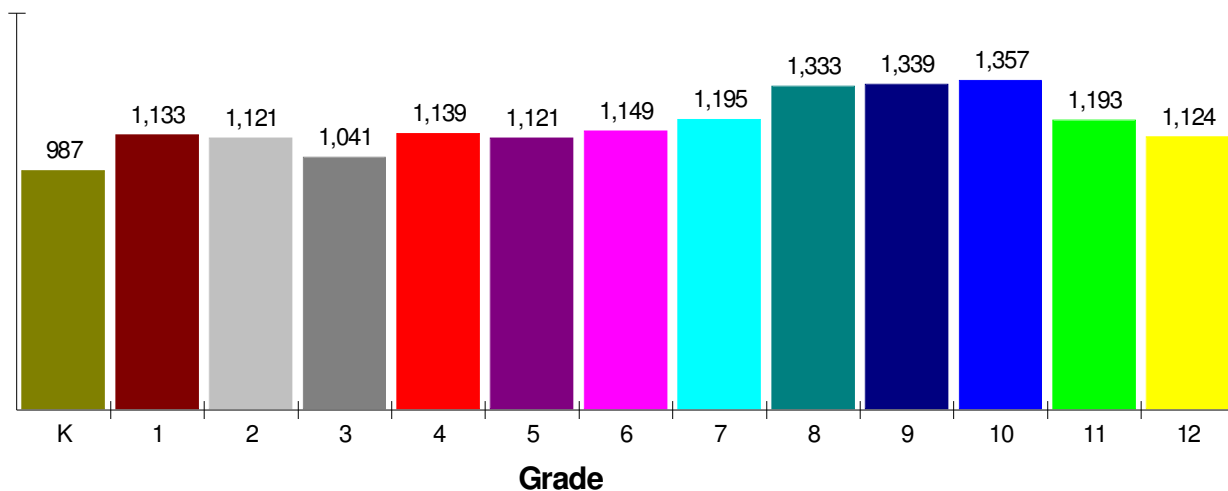
## General Facts FOR BETHLEHEM AREA SCHOOLS

BETHLEHEM AREA SCHOOLS  
1516 SYCAMORE ST  
BETHLEHEM, PA 18017

Type:	(610)861-0500	Independent Local District
Grade Range:		K - 12
Schools:		22
Teacher:		906
Students:		15,232
Student/Teacher Ratio:		16.8 To 1
Student/Librarian Ratio:		970.2 To 1
Secondary Student/Guidance Ratio:		200.5 To 1

## Student Enrollment By Grade FOR BETHLEHEM AREA SCHOOLS

**Total Enrollment = 15,232**



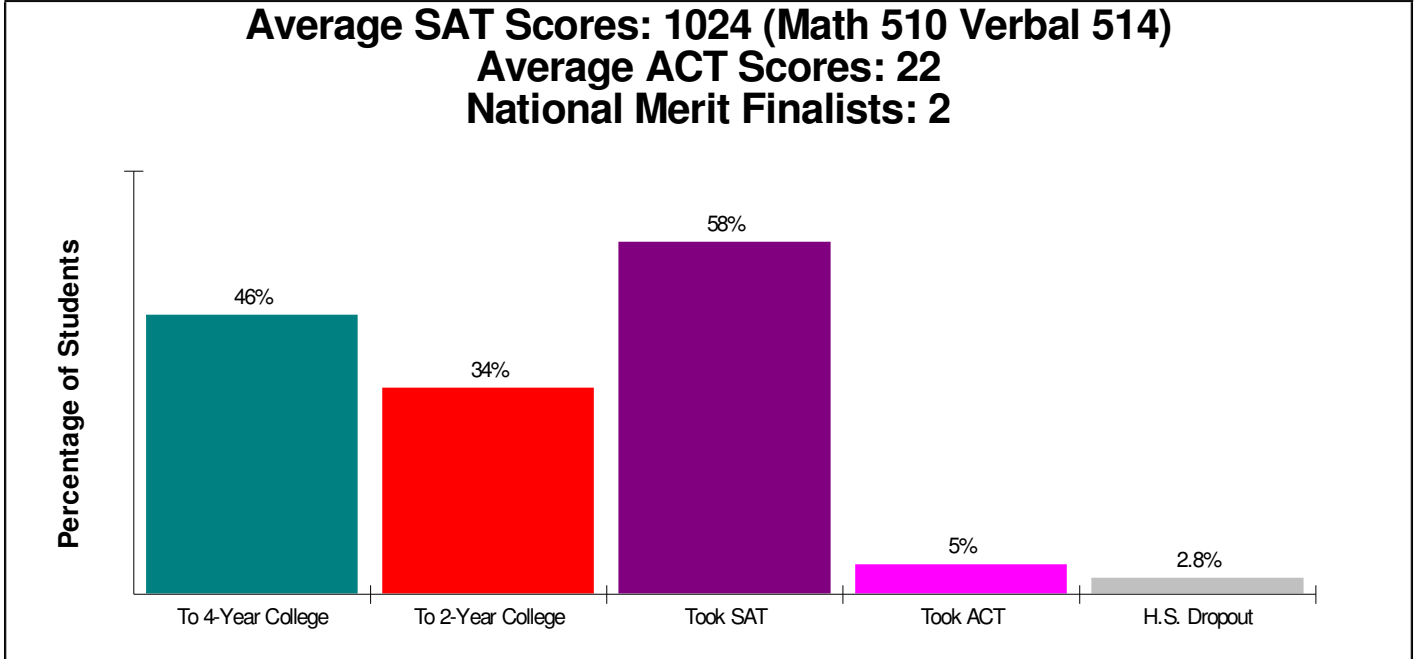
National Enrollment Ranking: 527 of 15,679 (96th Percentile)  
State Enrollment Ranking: 7 of 529 (98th Percentile)





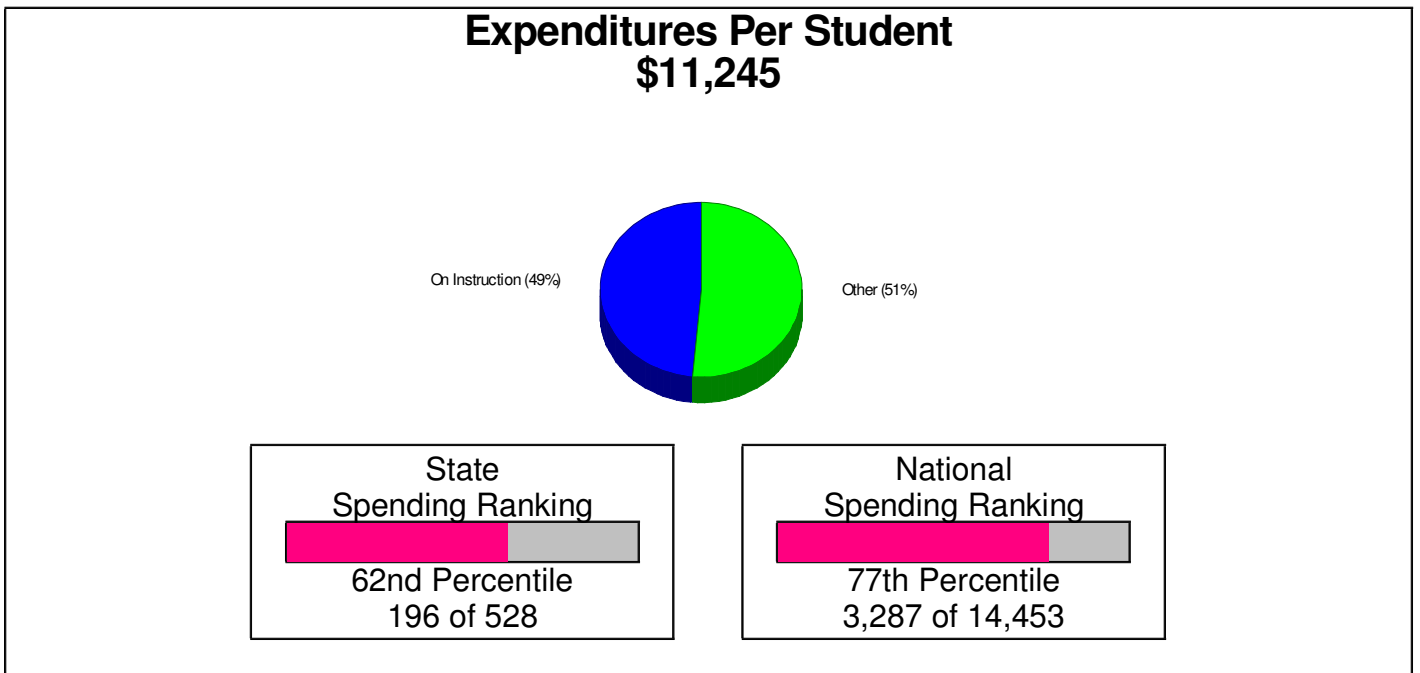
## High School Statistics FOR BETHLEHEM AREA SCHOOLS

Average SAT Scores: 1024 (Math 510 Verbal 514)  
Average ACT Scores: 22  
National Merit Finalists: 2



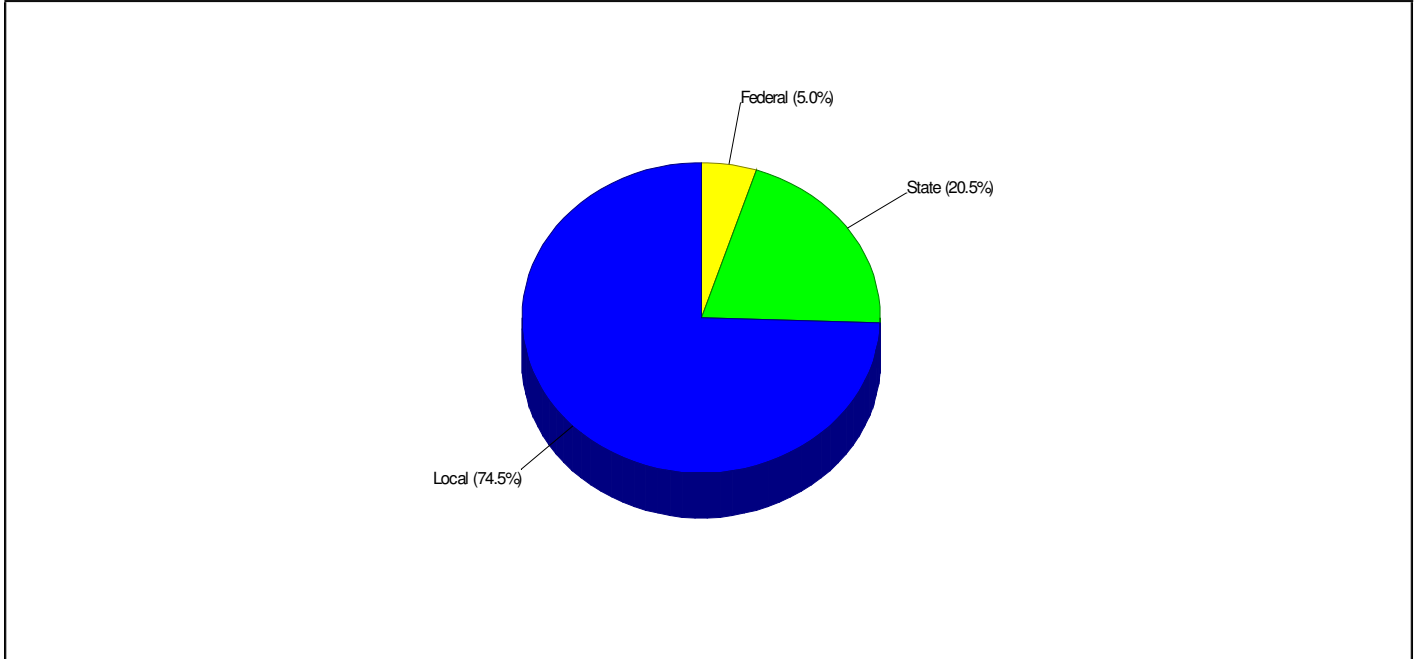
## School Expenditures FOR BETHLEHEM AREA SCHOOLS

Expenditures Per Student  
\$11,245





## School Funding FOR BETHLEHEM AREA SCHOOLS





## Public Schools for District

**FREEMANSBURG ELEMENTARY SCHOOL**  
501 MONROE ST, FREEMANSBURG, PA 18017

**Distance from Subject:** 0.3 Miles  
**Student/Teacher Ratio:** 15.8 to 1  
**Mascot:** Eagles

**School Type:** Regular  
**Students/Teachers:** 379/24  
**School Colors :** Red & White

**Phone:** (610)866-6681  
**Grades:** K - 5

**MARVINE ELEMENTARY SCHOOL**  
1425 LIVINGSTON ST, BETHLEHEM, PA 18017

**Distance from Subject:** 0.5 Miles  
**Student/Teacher Ratio:** 11.8 to 1

**School Type:** Regular  
**Students/Teachers:** 294/25  
**School Colors :** Royal & White

**Phone:** (610)865-0012  
**Grades:** K - 5

**LINCOLN ELEMENTARY SCHOOL**  
1260 GRESHAM ST, BETHLEHEM, PA 18017

**Distance from Subject:** 0.9 Miles  
**Student/Teacher Ratio:** 14.8 to 1  
**Mascot:** Lions

**School Type:** Regular  
**Students/Teachers:** 384/26  
**School Colors :** Gold & Royal

**Phone:** (610)866-8727  
**Grades:** K - 5

**NORTHEAST MIDDLE SCHOOL**  
1110 FERNWOOD ST, BETHLEHEM, PA 18018

**Distance from Subject:** 0.9 Miles  
**Student/Teacher Ratio:** 14.7 to 1  
**Mascot:** Hornets

**School Type:** Regular  
**Students/Teachers:** 823/56  
**School Colors :** Kelly Green & White

**Phone:** (610)868-8581  
**Grades:** 6 - 8

**THOMAS JEFFERSON ELEMENTARY SCHOOL**  
404 E NORTH ST, BETHLEHEM, PA 18018

**Distance from Subject:** 1.2 Miles  
**Student/Teacher Ratio:** 15.8 to 1

**School Type:** Regular  
**Students/Teachers:** 268/17  
**School Colors :** Red & White

**Phone:** (610)691-1776  
**Grades:** K - 5

**DONEGAN ELEMENTARY SCHOOL**  
1210 EAST 4TH ST, BETHLEHEM, PA 18015

**Distance from Subject:** 1.3 Miles  
**Student/Teacher Ratio:** 10.6 to 1

**School Type:** Regular  
**Students/Teachers:** 550/52  
**School Colors :** Gold & Orange

**Phone:** (610)866-0031  
**Grades:** K - 5



## Public Schools for District

**LIBERTY SENIOR HIGH SCHOOL** **Phone:** (610)691-7200  
 1115 LINDEN ST, BETHLEHEM, PA 18018 **Grades:** 9 - 12

<b>Distance from Subject:</b> 1.3 Miles	<b>School Type:</b> Regular
<b>Student/Teacher Ratio:</b> 18.6 to 1	<b>Students/Teachers:</b> 2,906/156
<b>Mascot:</b> Liberty Hurricanes	<b>School Colors :</b> Red & Navy
<b>Average SAT:</b> 1037 (Math 512 Verbal 525)	<b>Graduates To 2-Year College:</b> 31.0%
<b>Students Taking SAT:</b> 65.0%	<b>Graduates To 4-Year College:</b> 47.0%
<b>Average ACT:</b> 22	<b>National Merit Finalists:</b> 1
<b>Students Taking ACT:</b> 5%	

**SPRING GARDEN ELEMENTARY SCHOOL** **Phone:** (610)868-6071  
 901 NORTH BLVD, BETHLEHEM, PA 18017 **Grades:** K - 5

<b>Distance from Subject:</b> 1.6 Miles	<b>School Type:</b> Regular
<b>Student/Teacher Ratio:</b> 16.9 to 1	<b>Students/Teachers:</b> 506/30
<b>Mascot:</b> Rams	<b>School Colors :</b> Kelly Green & White

**MILLER HEIGHTS ELEMENTARY SCHOOL** **Phone:** (610)868-6441  
 3605 ALLEN ST, BETHLEHEM, PA 18020 **Grades:** K - 5

<b>Distance from Subject:</b> 1.8 Miles	<b>School Type:</b> Regular
<b>Student/Teacher Ratio:</b> 18.2 to 1	<b>Students/Teachers:</b> 491/27
<b>Mascot:</b> Vikings	<b>School Colors :</b> Purple & Gray

**WILLIAM PENN ELEMENTARY SCHOOL** **Phone:** (610)694-0116  
 1002 MAIN ST, BETHLEHEM, PA 18018 **Grades:** K - 5

<b>Distance from Subject:</b> 1.9 Miles	<b>School Type:</b> Regular
<b>Student/Teacher Ratio:</b> 13.6 to 1	<b>Students/Teachers:</b> 232/17
<b>Mascot:</b> Quakers	<b>School Colors :</b> Royal & Gold

**GOVERNOR WOLF ELEMENTARY SCHOOL** **Phone:** (610)867-8191  
 1920 BUTZTOWN RD, BETHLEHEM, PA 18017 **Grades:** K - 5

<b>Distance from Subject:</b> 1.9 Miles	<b>School Type:</b> Regular
<b>Student/Teacher Ratio:</b> 18.0 to 1	<b>Students/Teachers:</b> 431/24
	<b>School Colors :</b> Gold & Kelly Green

**BROUGHAL MIDDLE SCHOOL** **Phone:** (610)866-5041  
 125 W PACKER AVE, BETHLEHEM, PA 18015 **Grades:** 6 - 8

<b>Distance from Subject:</b> 2.2 Miles	<b>School Type:</b> Regular
<b>Student/Teacher Ratio:</b> 15.5 to 1	<b>Students/Teachers:</b> 620/40
<b>Mascot:</b> Rockets	<b>School Colors :</b> Navy & Gold



## Public Schools for District

---

**EAST HILLS MIDDLE SCHOOL** **Phone:** (610)867-0541  
2005 CHESTER RD, BETHLEHEM, PA 18017 **Grades:** 6 - 8

<b>Distance from Subject:</b> 2.5 Miles	<b>School Type:</b> Regular
<b>Student/Teacher Ratio:</b> 16.5 to 1	<b>Students/Teachers:</b> 1,208/73
<b>Mascot:</b> Chargers	<b>School Colors :</b> Maroon & White

---

**FREEDOM SENIOR HIGH SCHOOL** **Phone:** (610)867-5843  
3149 CHESTER AVE, BETHLEHEM, PA 18020 **Grades:** 9 - 12

<b>Distance from Subject:</b> 2.5 Miles	<b>School Type:</b> Regular
<b>Student/Teacher Ratio:</b> 18.5 to 1	<b>Students/Teachers:</b> 2,067/112
<b>Mascot:</b> Patriots	<b>School Colors :</b> Gold & Black
<b>Average SAT:</b> 1011 (Math 507 Verbal 504)	<b>Graduates To 2-Year College:</b> 38.0%
<b>Students Taking SAT:</b> 50.0%	<b>Graduates To 4-Year College:</b> 46.0%
	<b>National Merit Finalists:</b> 1

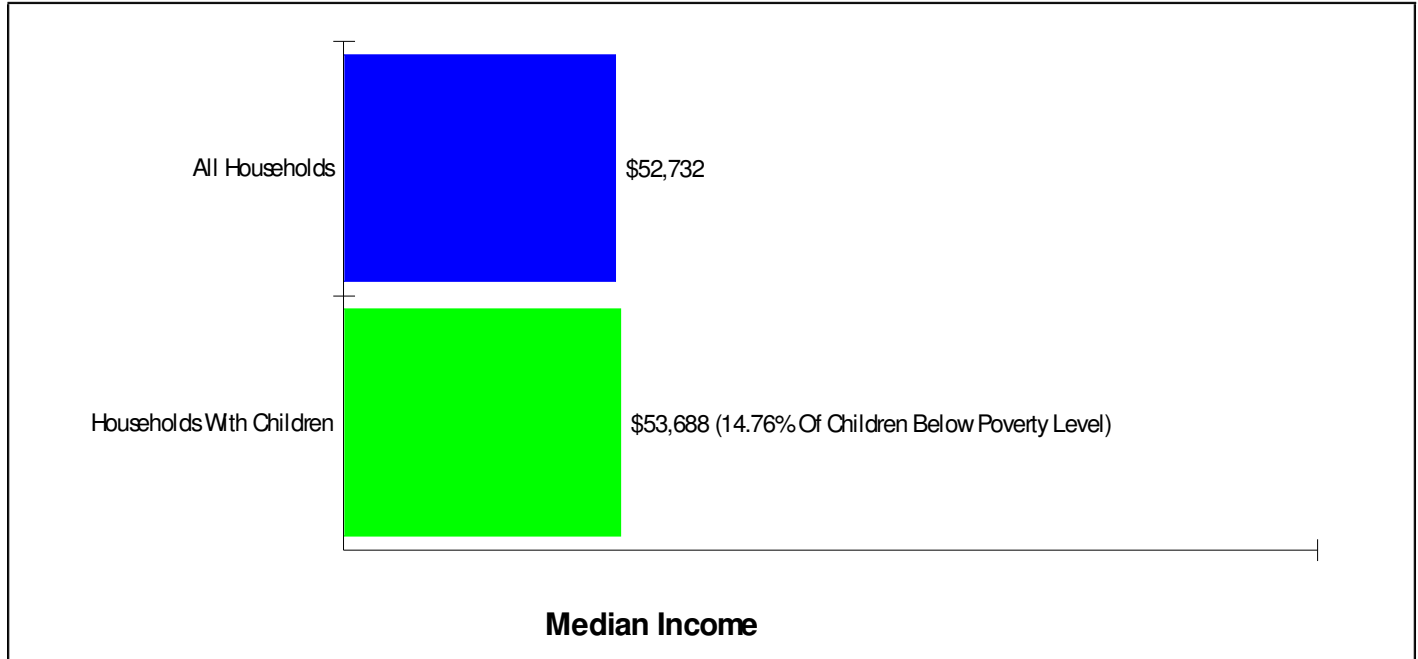
---

**NITSCHMANN MIDDLE SCHOOL** **Phone:** (610)866-5781  
909 W UNION BLVD, BETHLEHEM, PA 18018 **Grades:** 6 - 8

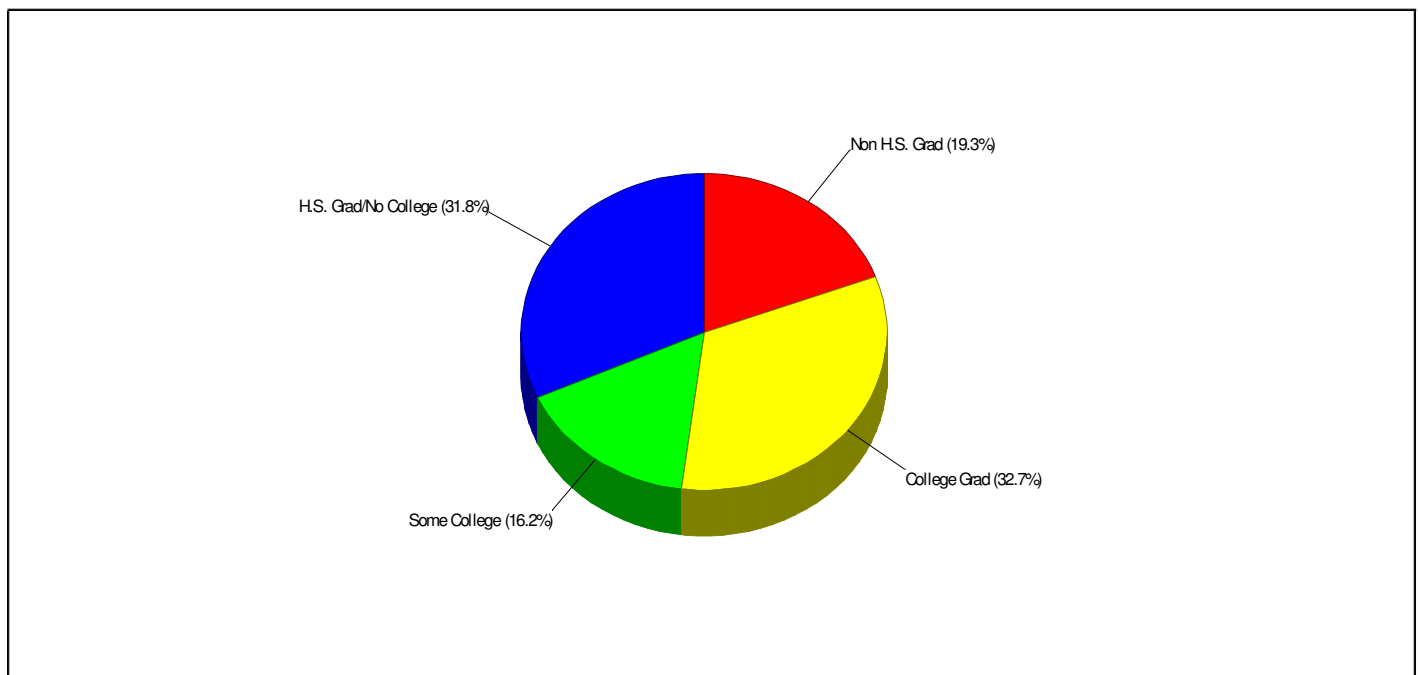
<b>Distance from Subject:</b> 2.6 Miles	<b>School Type:</b> Regular
<b>Student/Teacher Ratio:</b> 15.4 to 1	<b>Students/Teachers:</b> 938/61
<b>Mascot:</b> Lions	<b>School Colors :</b> Royal & White



## Income FOR BETHLEHEM AREA SCHOOLS



## Parent Education Level FOR BETHLEHEM AREA SCHOOLS



Prepared by RE/MAX Real Estate





## Private Schools

Private School Enrollment= 21.05% within School District

### CONCORDIA LUTHERAN CHURCH & SCH.

BETHLEHEM, PA 18015

Distance from Subject: 1.2 Miles

Affiliation: Lutheran Church

Students: 10

Enrollment By Grade: PK-4 K-6

Phone: (610)691-7625

Grades: PK - K

School Type: Not Given

Gender: Coed

Student/Teacher Ratio: 6.0 to 1

### ST. ANNE ELEMENTARY SCHOOL

375 Hickory St., BETHLEHEM, PA 18017

Distance from Subject: 1.3 Miles

Affiliation: Roman Catholic

Students: 417

Student/ Homeroom Ratio: 20.9

School Colors: Kelly Green & Gold

Enrollment By Grade: K-58 1-53 2-52 3-41 4-40 5-51 6-37 7-49 8-36

Phone: (610)868-4182

Grades: K - 8

School Type: Regular

Gender: Coed

Student/Teacher Ratio: 17.0 to 1

### SACRED HEART ELEMENTARY SCHOOL

1814 2nd St., BETHLEHEM, PA 18020

Distance from Subject: 1.3 Miles

Affiliation: Roman Catholic

Students: 251

Student/ Homeroom Ratio: 20.9

School Colors: Red & White

Enrollment By Grade: PK-40 K-31 1-26 2-31 3-20 4-20 5-16 6-27 7-15 8-25

Phone: (610)867-0221

Grades: PK - 8

School Type: Regular

Gender: Coed

Student/Teacher Ratio: 17.0 to 1

Mascot: Falcons

### BETHLEHEM CATHOLIC HIGH SCHOOL

2133 Madison Ave, BETHLEHEM, PA 18017

Distance from Subject: 1.7 Miles

Affiliation: Roman Catholic

Students: 760

Student/ Homeroom Ratio: 30.4

School Colors: Brown & Gold

Enrollment By Grade: 9-195 10-197 11-207 12-161

Phone: (610)866-0791

Grades: 9 - 12

School Type: Regular

Gender: Coed

Student/Teacher Ratio: 21.7 to 1

Mascot: Hawks

### SS CYRIL - METHODIUS SCHOOL

551 Thomas St., BETHLEHEM, PA 18015

Distance from Subject: 1.8 Miles

Affiliation: Roman Catholic

Students: 138

Student/ Homeroom Ratio: 13.8

School Colors: Gold & Royal

Enrollment By Grade: PK-7 K-15 1-10 2-13 3-18 4-20 5-14 6-6 7-26 8-9

Phone: (610)866-0042

Grades: PK - 8

School Type: Regular

Gender: Coed

Student/Teacher Ratio: 10.2 to 1

Mascot: Wildcats



## Private Schools

Private School Enrollment= 21.05% within School District

### MORAVIAN ACADEMY MIDDLE SCHOOL

11 W Market St., BETHLEHEM, PA 18018

**Distance from Subject:** 1.8 Miles

**Affiliation:** Not Given

**Students:** 190

**Student/ Homeroom Ratio:** 15.8

**School Colors:** Red & Gold

**School Type:** Not Given

**Gender:** Not Given

**Mascot:** Lions

**Phone:** (610)866-6677

**Grades:** 6 - 8

### MORAVIAN ACADEMY LOWER SCHOOL

422 Heckewelder Pl, BETHLEHEM, PA 18018

**Distance from Subject:** 1.9 Miles

**Affiliation:** Not Given

**Students:** 327

**Student/ Homeroom Ratio:** 17.2

**School Colors:** Red & Gold

**School Type:** Not Given

**Gender:** Not Given

**Mascot:** Lions

**Phone:** (610)868-8571

**Grades:** PK - 5

### HOLY INFANCY SCHOOL

127 E 4th St., BETHLEHEM, PA 18015

**Distance from Subject:** 1.9 Miles

**Affiliation:** Roman Catholic

**Students:** 204

**Student/ Homeroom Ratio:** 20.4

**School Colors:** Royal & White

**Enrollment By Grade:** PK-17 K-16 1-25 2-17 3-23 4-23 5-22 6-22 7-22 8-17

**School Type:** Regular

**Gender:** Coed

**Student/Teacher Ratio:** 18.0 to 1

**Mascot:** Beth Stars

**Phone:** (610)868-2621

**Grades:** PK - 8

### VITALISTIC THERAPEUTIC CENTER

395 BRIDLE PATH ROAD, BETHLEHEM, PA 18017

**Distance from Subject:** 2.2 Miles

**Affiliation:** Nonsectarian

**Students:** 146

**Enrollment By Grade:** PK-86 K-48 1-12 11-12

**School Type:** Special Education

**Gender:** Coed

**Student/Teacher Ratio:** 8.4 to 1

**Phone:** (610)861-7570

**Grades:** PK - 1

### ST. FRANCIS ACADEMY KDG

395 Bridle Path Rd, BETHLEHEM, PA 18017

**Distance from Subject:** 2.2 Miles

**Affiliation:** Roman Catholic

**Students:** 37

**Student/ Homeroom Ratio:** 3.7

**Enrollment By Grade:** PK-21 K-16

**School Type:** Early Childhood

**Gender:** Coed

**Student/Teacher Ratio:** 16.0 to 1

**Phone:** (610)688-5030

**Grades:** PK - K





## Housing Information

---

# Freemansburg, Borough of

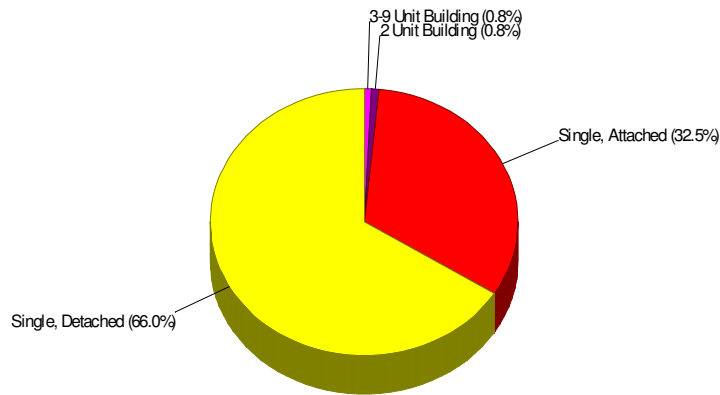
Prepared by RE/MAX Real Estate





## Housing Characteristics For Neighborhood Within Borough of Freemansburg

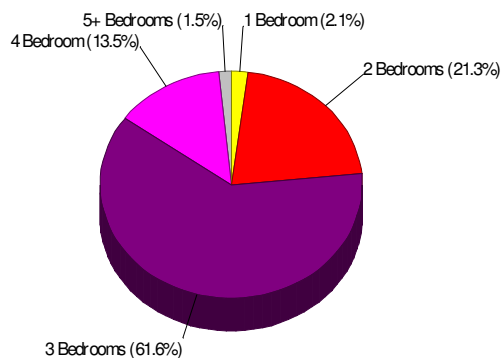
**Average Age of Housing 42 years**



**Type of Dwelling**

## Home Ownership For Neighborhood Within Borough of Freemansburg

**Owner Occupied Households = 88.1%**  
**Median Housing Value = \$167,398**  
**Median Number of Bedrooms = 3**



**Home Size Breakdown**

Prepared by RE/MAX Real Estate

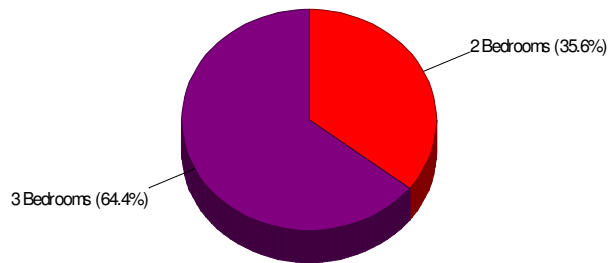




## Rental

### For Neighborhood Within Borough of Freemansburg

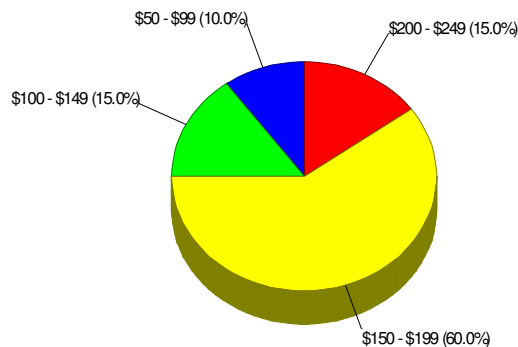
**Renter Occupied Households = 11.9%**  
**Median Monthly Rent = \$621**  
**Median Number of Bedrooms = 3**



Home Size Breakdown

## Home Sales Pricing Pattern (Closest 20)

**Median Price = \$169,000**  
**Average Price = \$167,650**



Dollars In Thousands  
Homes Sold In Past Year

Prepared by RE/MAX Real Estate





## Crime Information

---

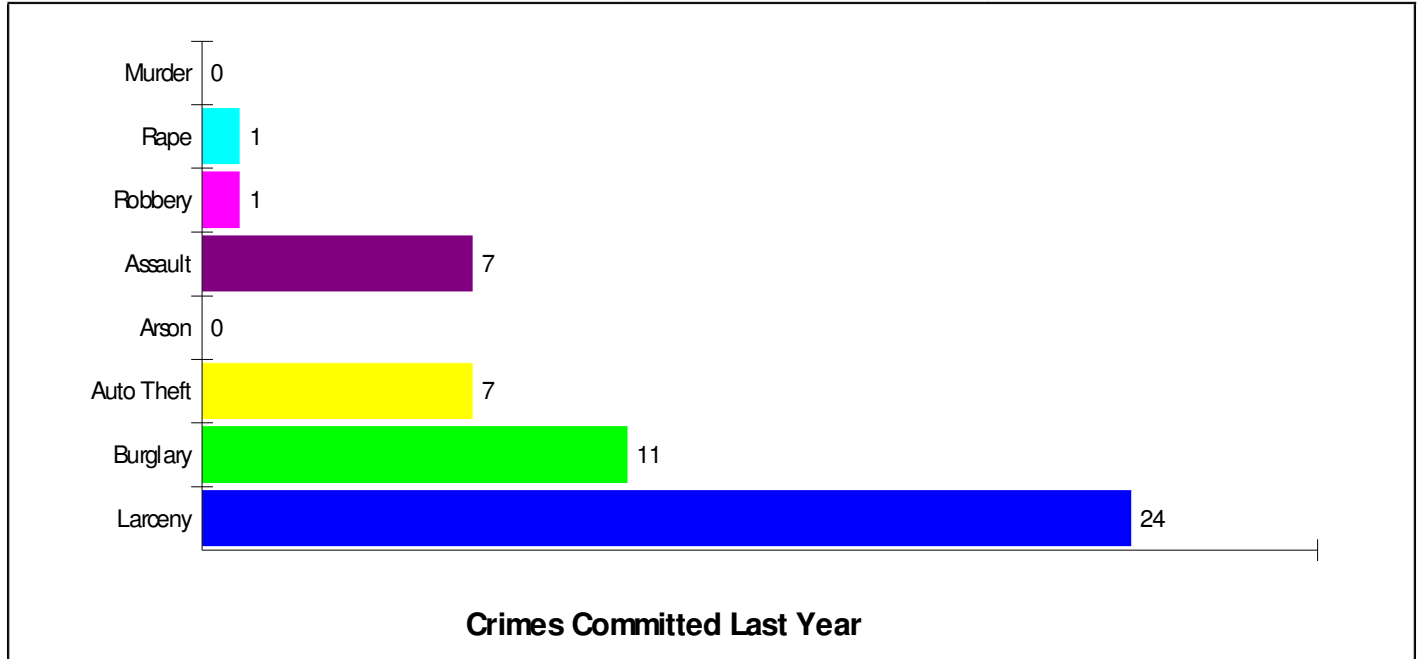
# Freemansburg, Borough of

Prepared by RE/MAX Real Estate

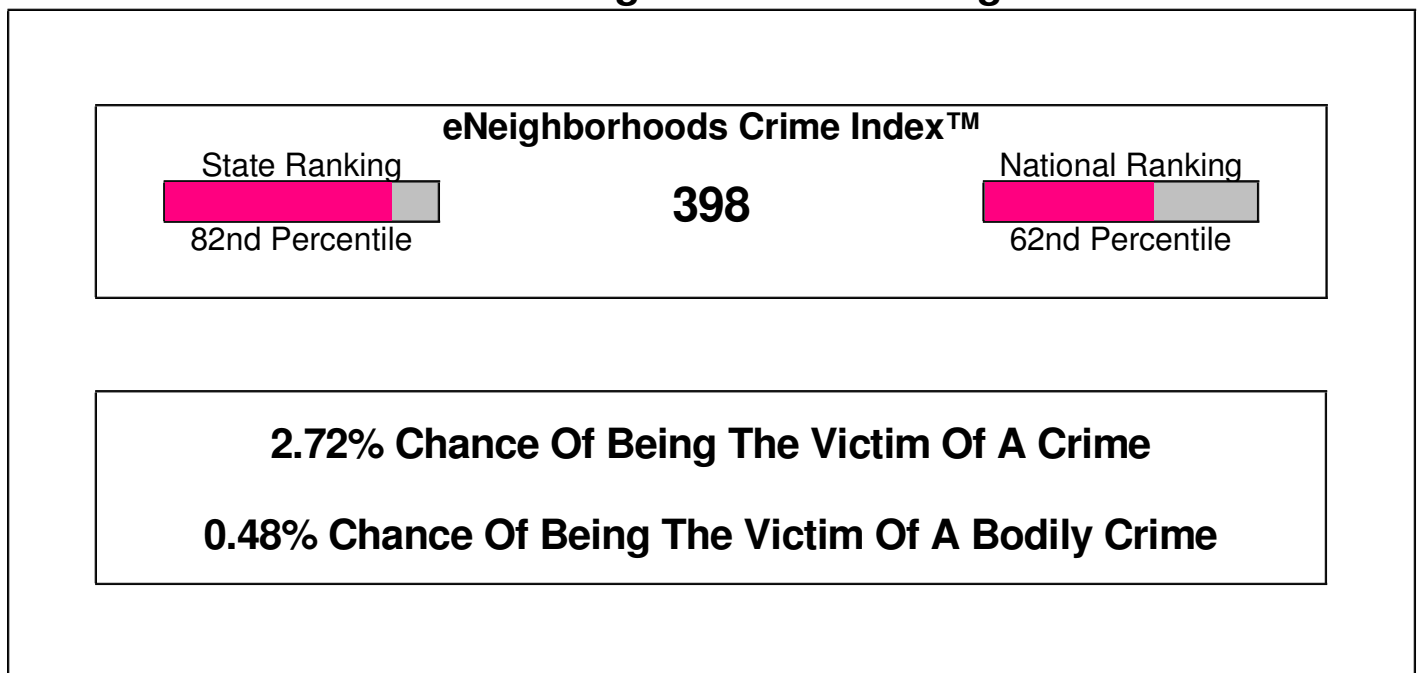




## Crime Incidents For Borough of Freemansburg



## Crime Index For Borough of Freemansburg





## Climate Information

---

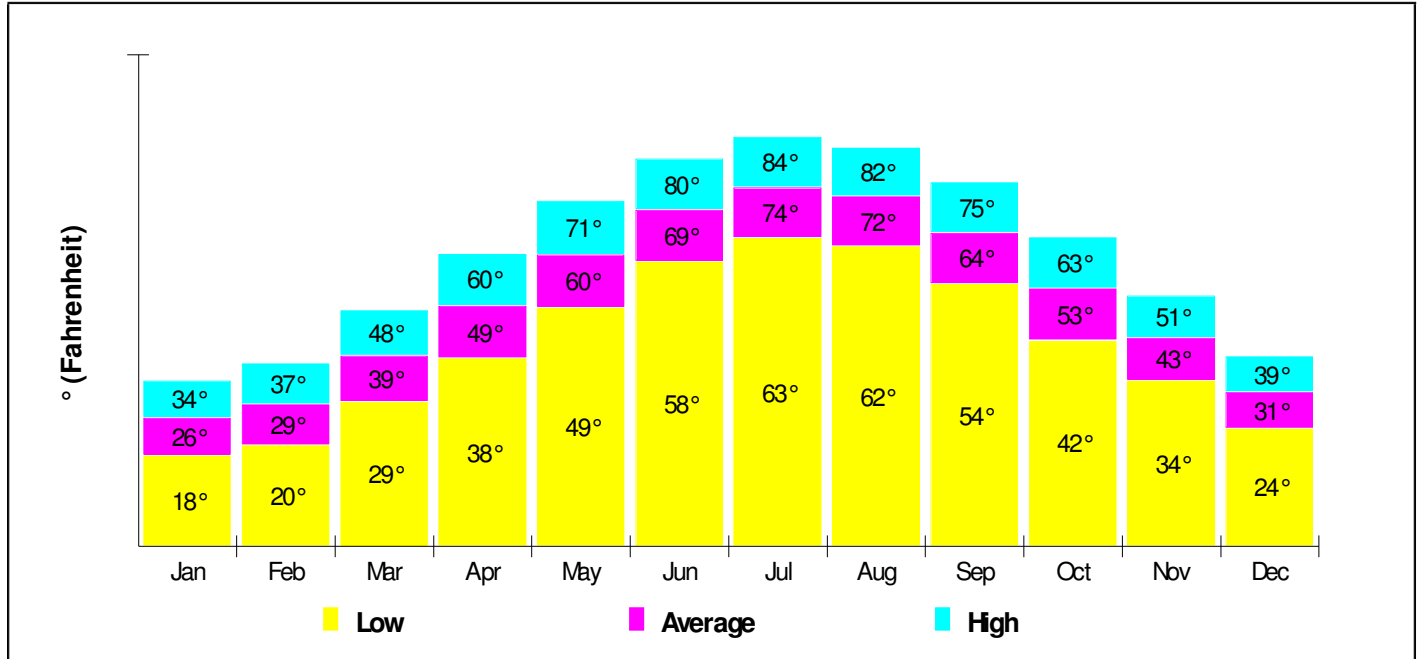
# Freemansburg, Borough of

Prepared by RE/MAX Real Estate

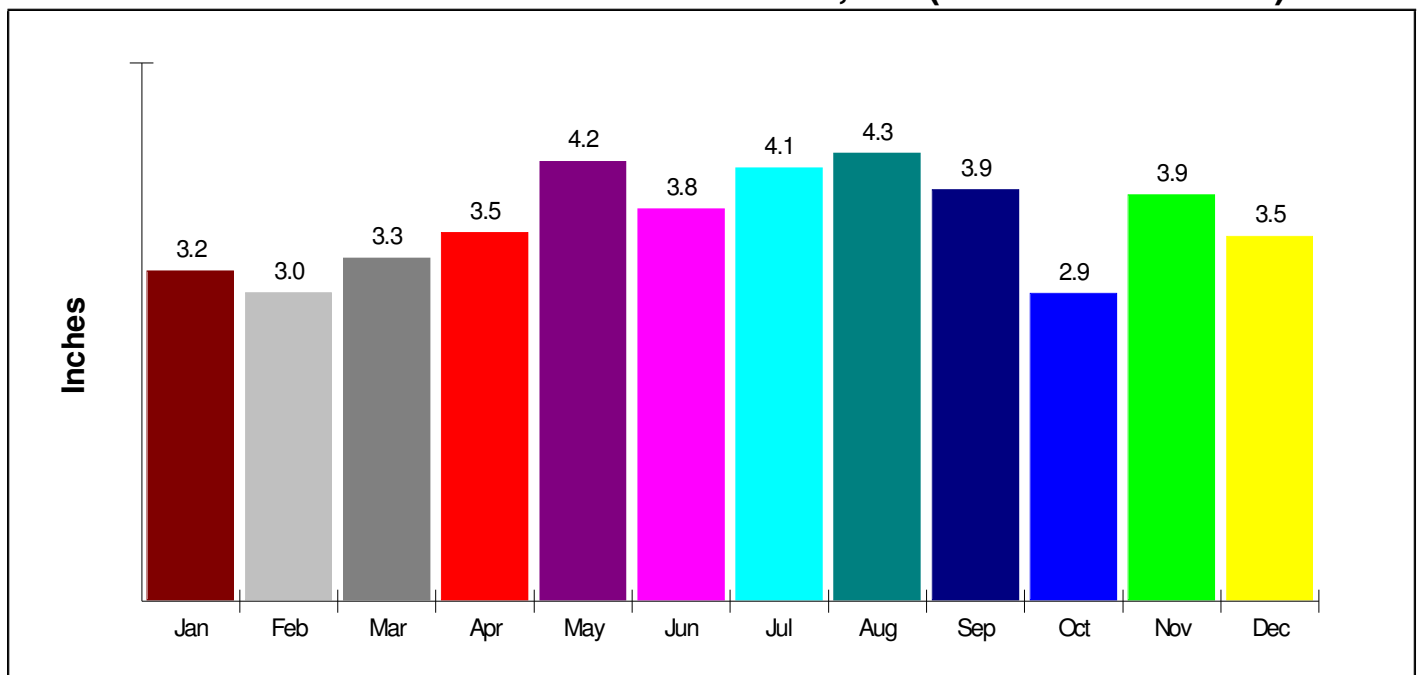




## Temperature Measured at ALLENTOWN AIRPORT, PA (elevation = 388ft. )



## Average Precipitation Measured at ALLENTOWN AIRPORT, PA (elevation = 388ft. )



Prepared by RE/MAX Real Estate





Houses of Worship

---

**Freemansburg, Borough of**

Prepared by RE/MAX Real Estate







## Houses of Worship

<b>BACIRRR</b> 935 BETHLEHEM DR, BETHLEHEM, PA 18017 <b>Denomination:</b> Churches, Denomination Unknown	<b>Phone:</b> (610)882-2611 <b>Distance from Subject:</b> 0.40 miles
<b>GOSPEL JESUS CHRIST CHRISTIAN CENTER</b> 140 MONROE ST, FREEMANSBURG, PA 18017 <b>Denomination:</b> Churches, Denomination Unknown	<b>Phone:</b> (610)691-0244 <b>Distance from Subject:</b> 0.50 miles
<b>BETHLEHEM COMMUNITY FELLOWSHIP</b> 1417 MARVINE ST, BETHLEHEM, PA 18017 <b>Denomination:</b> Mennonite Churches	<b>Phone:</b> (610)866-8364 <b>Distance from Subject:</b> 0.50 miles
<b>CHRIST EVANGLCL LUTHERAN CHURCH</b> 302 MAIN ST, BETHLEHEM, PA 18017 <b>Denomination:</b> Lutheran Churches	<b>Phone:</b> (610)866-5578 <b>Distance from Subject:</b> 0.60 miles
<b>TRINITY UNITED CHURCH OF CHRIST</b> 226 MAIN ST, FREEMANSBURG, PA 18017 <b>Denomination:</b> Churches of Christ	<b>Phone:</b> (610)865-1431 <b>Distance from Subject:</b> 0.60 miles
<b>ST PAUL COMMUNITY SVC CTR</b> 925 E GOEPP ST, BETHLEHEM, PA 18017 <b>Denomination:</b> Churches, Denomination Unknown	<b>Phone:</b> (610)691-5890 <b>Distance from Subject:</b> 0.60 miles
<b>BETHLEHEM CITY</b> 540 STEFKO BLVD, BETHLEHEM, PA 18017 <b>Denomination:</b> Churches, Denomination Unknown	<b>Phone:</b> (610)868-1963 <b>Distance from Subject:</b> 0.80 miles
<b>WOMAN-ZION PRAYER MINISTRIES</b> 1958 MARY ST, BETHLEHEM, PA 18017 <b>Denomination:</b> Churches, Denomination Unknown	<b>Phone:</b> (610)419-1481 <b>Distance from Subject:</b> 0.90 miles
<b>SECOND BAPTIST CHURCH</b> 616 E FRANKFORD ST, BETHLEHEM, PA 18018 <b>Denomination:</b> Baptist Churches	<b>Phone:</b> (610)997-0592 <b>Distance from Subject:</b> 1.00 miles
<b>SECOND BAPTIST CHURCH</b> 1016 WOOD ST, BETHLEHEM, PA 18018 <b>Denomination:</b> Baptist Churches	<b>Phone:</b> (610)691-9783 <b>Distance from Subject:</b> 1.00 miles



## Houses of Worship

---

**SALVATION ARMY**

521 PEMBROKE RD, BETHLEHEM, PA 18018

**Denomination:** Churches, Denomination Unknown**Phone:** (610)867-4681**Distance from Subject:** 1.00 miles

---

**SAINT MATTHEW LUTHERAN CHURCH**

521 E LOCUST ST, BETHLEHEM, PA 18018

**Denomination:** Lutheran Churches**Phone:** (610)867-6021**Distance from Subject:** 1.10 miles

---

**EDGEBORO MORAVIAN CHURCH**

645 HAMILTON AVE, BETHLEHEM, PA 18017

**Denomination:** Churches, Denomination Unknown**Phone:** (610)866-8793**Distance from Subject:** 1.10 miles

---

**MESSIAH LUTHERAN CHURCH**

2020 WORTHINGTON AVE, BETHLEHEM, PA 18017

**Denomination:** Lutheran Churches**Phone:** (610)691-2321**Distance from Subject:** 1.10 miles

---

**TEMPLO EL REFUGIO**

1438 E 5TH ST, BETHLEHEM, PA 18015

**Denomination:** Churches, Denomination Unknown**Phone:** (610)868-3610**Distance from Subject:** 1.10 miles



## County Facts



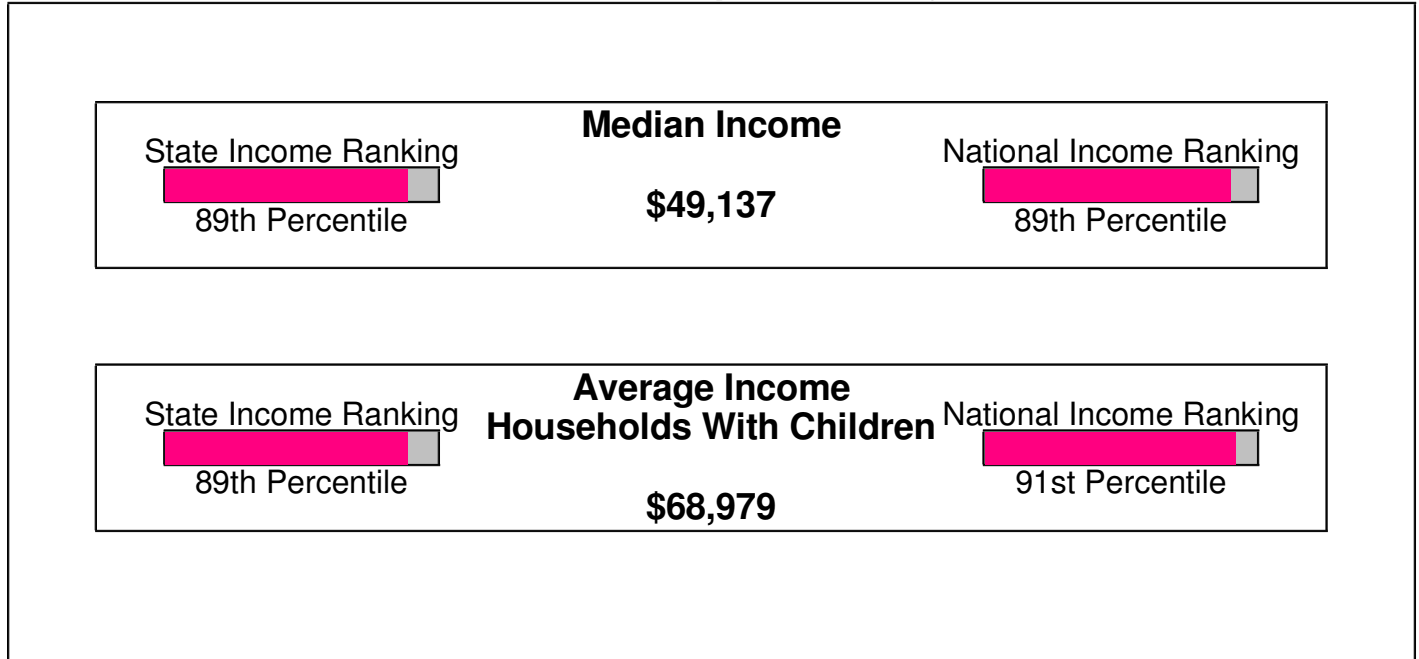
## Freemansburg, Borough of

Prepared by RE/MAX Real Estate

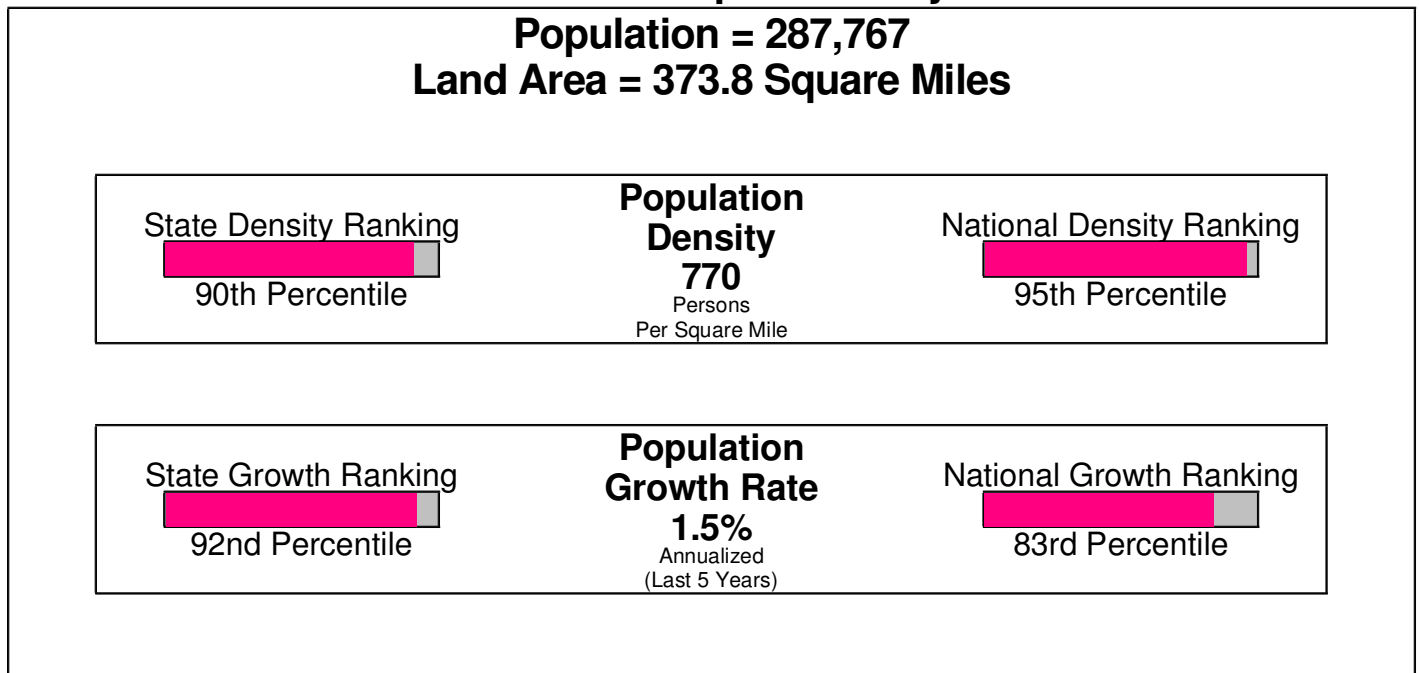




## Income For Northampton County

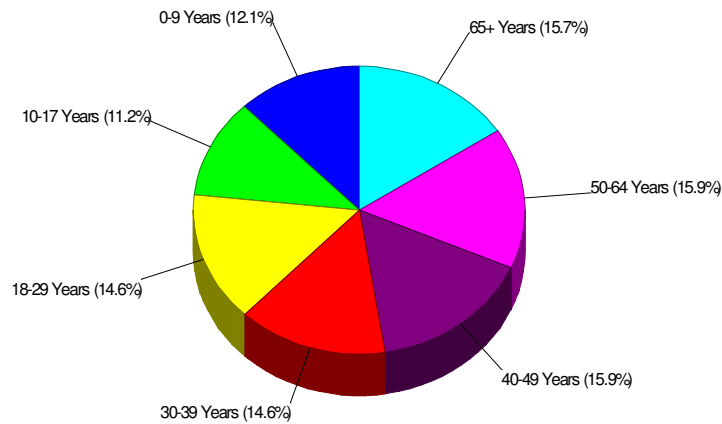


## Population For Northampton County



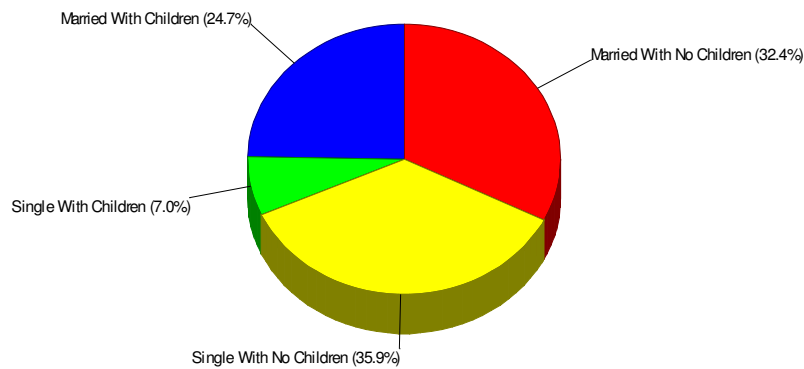


## Age Breakdown For Northampton County Average Age = 38.4 Years



## Household Characteristics For Northampton County

**57.1% Married**  
**31.7% With Children**



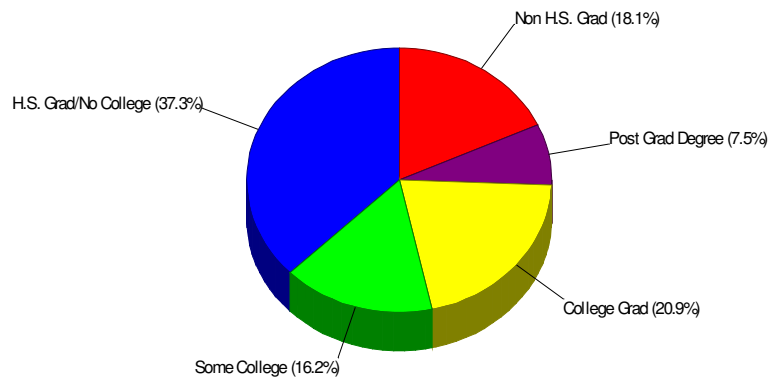
Prepared by RE/MAX Real Estate





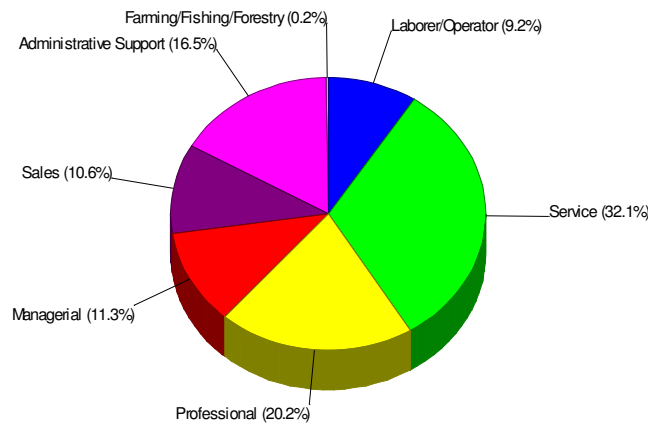
## Adult Education Level For Northampton County

**81.9% High School Graduates  
28.4% College Graduates**



## Employment For Northampton County

**Average Travel Time To Work = 26.3 Minutes**



**Occupation**