



## Neighborhood Report

**RE/MAX Real Estate**  
**Allentown - Bethlehem - Easton**  
**Office: (A) 610-770-9000**  
**Office: (B) 610-691-6100**  
**Office: (E) 610-258-9600**  
**Web: [www.LehighValleyHome.com](http://www.LehighValleyHome.com)**

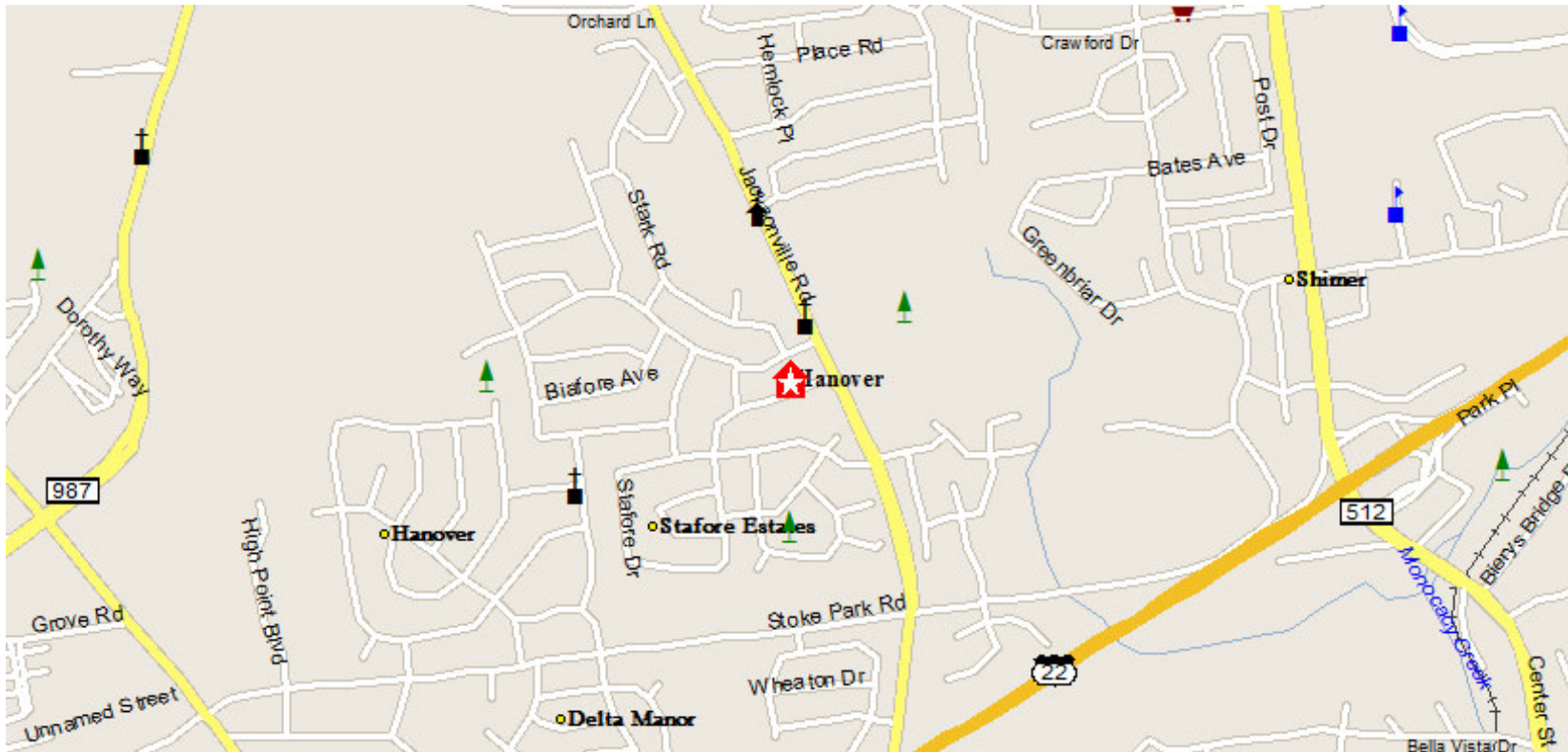


**RE/MAX**  
**real estate**  
Allentown · Bethlehem · Easton





## HANOVER, TOWNSHIP OF (NORTHAMPTON COUNTY), PA





## Area Facts

---

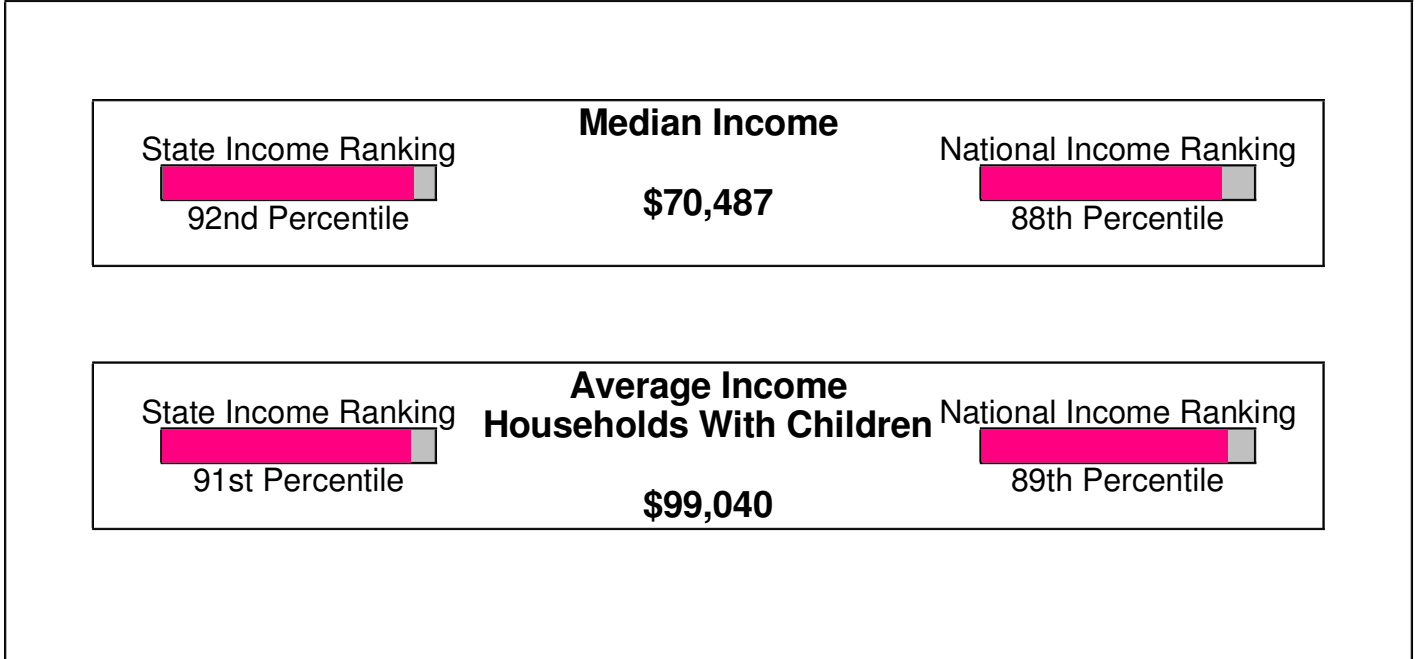
# Hanover, Township of (Northampton County)

Prepared by RE/MAX Real Estate

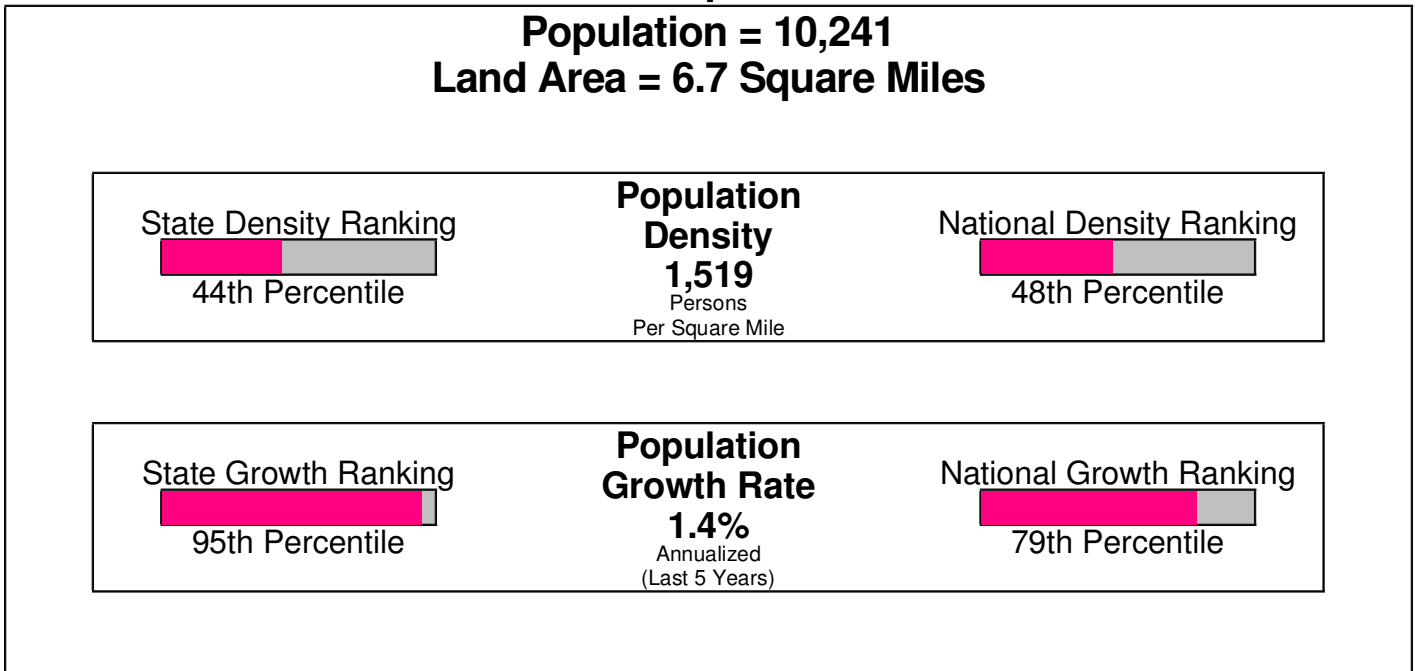




## Income For Township of Hanover

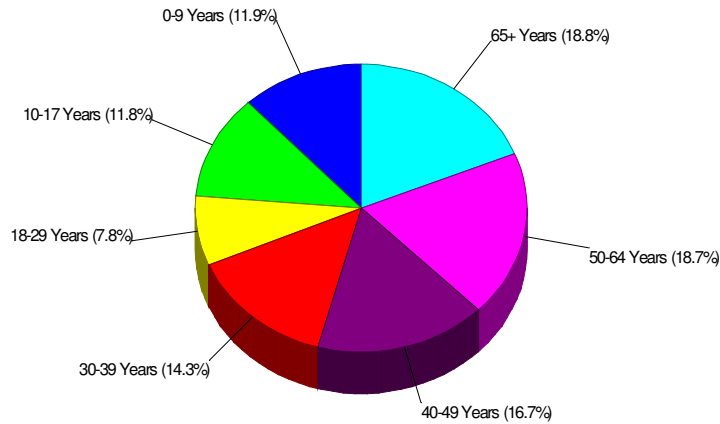


## Population For Township of Hanover



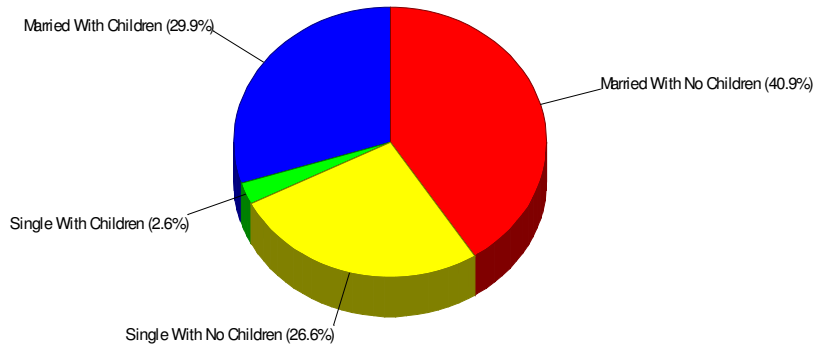


### Age Breakdown For Township of Hanover Average Age = 42.4 Years



### Household Characteristics For Township of Hanover

70.8% Married  
32.6% With Children



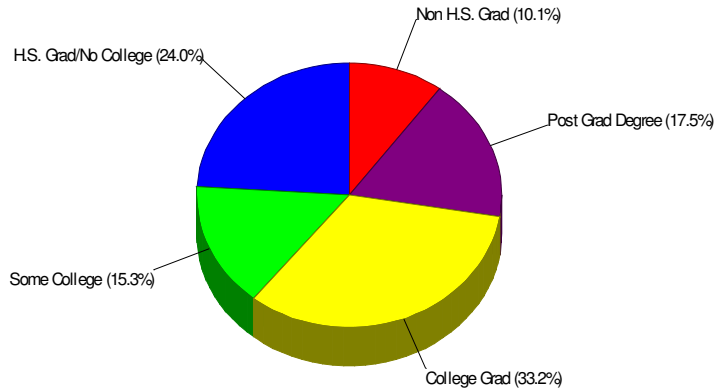
Prepared by RE/MAX Real Estate





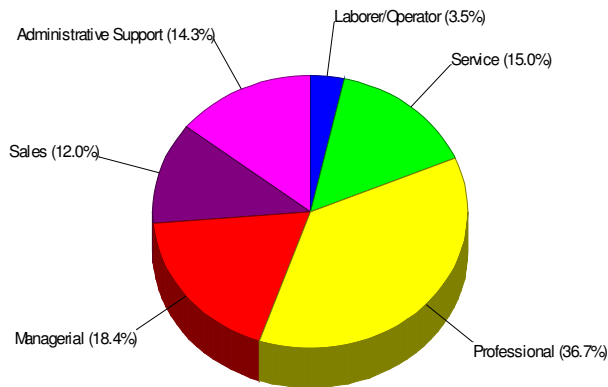
### Adult Education Level For Township of Hanover

**89.9% High School Graduates  
50.7% College Graduates**



### Employment For Township of Hanover

**Average Travel Time To Work = 23.1 Minutes**



Occupation





## School Information

---

# Hanover, Township of (Northampton County)

Prepared by RE/MAX Real Estate





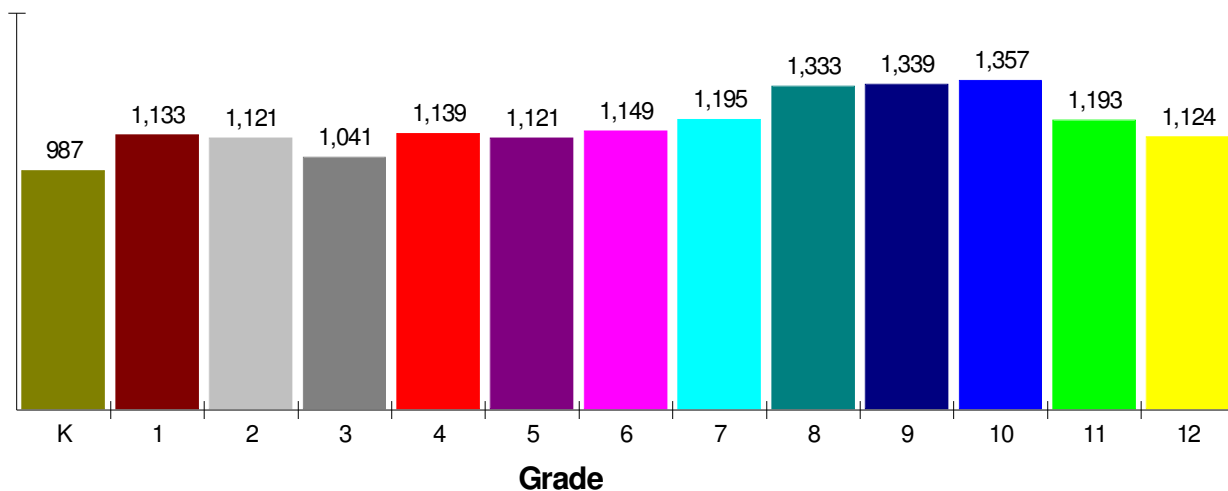
## General Facts FOR BETHLEHEM AREA SCHOOLS

BETHLEHEM AREA SCHOOLS  
1516 SYCAMORE ST  
BETHLEHEM, PA 18017

Type:	(610)861-0500	Independent Local District
Grade Range:		K - 12
Schools:		22
Teacher:		906
Students:		15,232
Student/Teacher Ratio:		16.8 To 1
Student/Librarian Ratio:		970.2 To 1
Secondary Student/Guidance Ratio:		200.5 To 1

## Student Enrollment By Grade FOR BETHLEHEM AREA SCHOOLS

**Total Enrollment = 15,232**



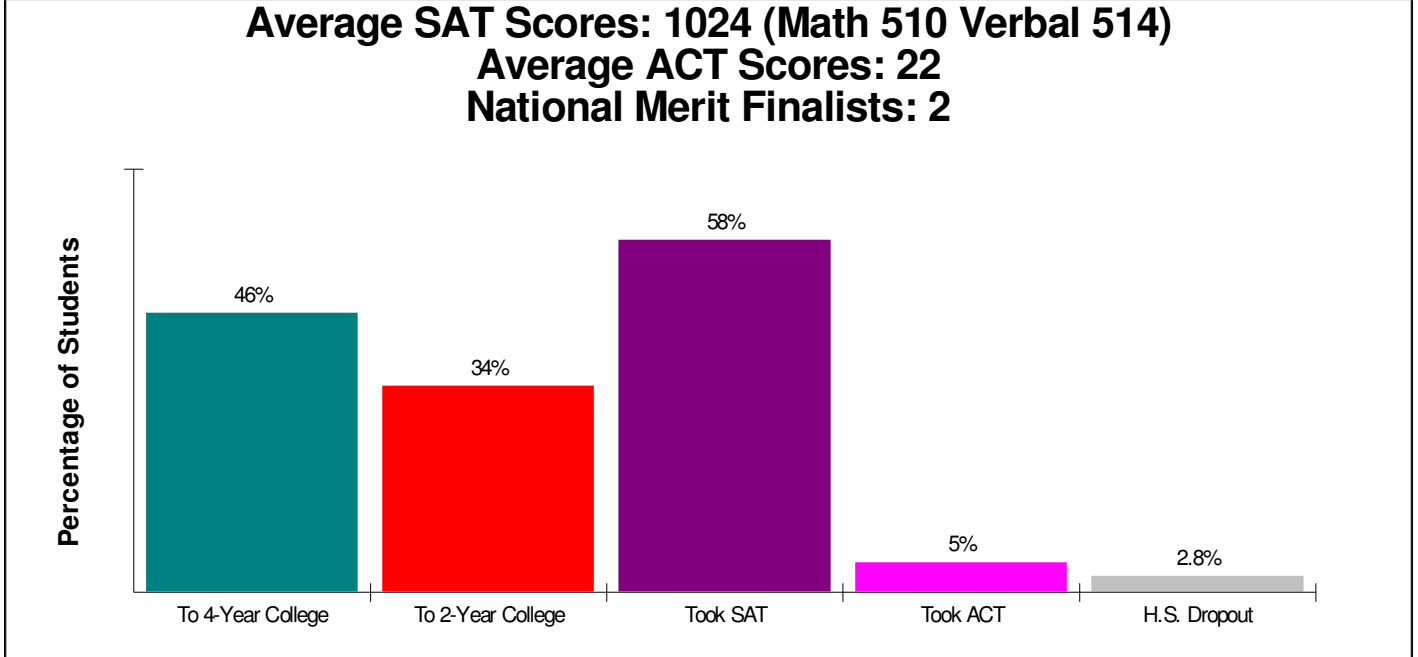
National Enrollment Ranking: 527 of 15,679 (96th Percentile)  
State Enrollment Ranking: 7 of 529 (98th Percentile)





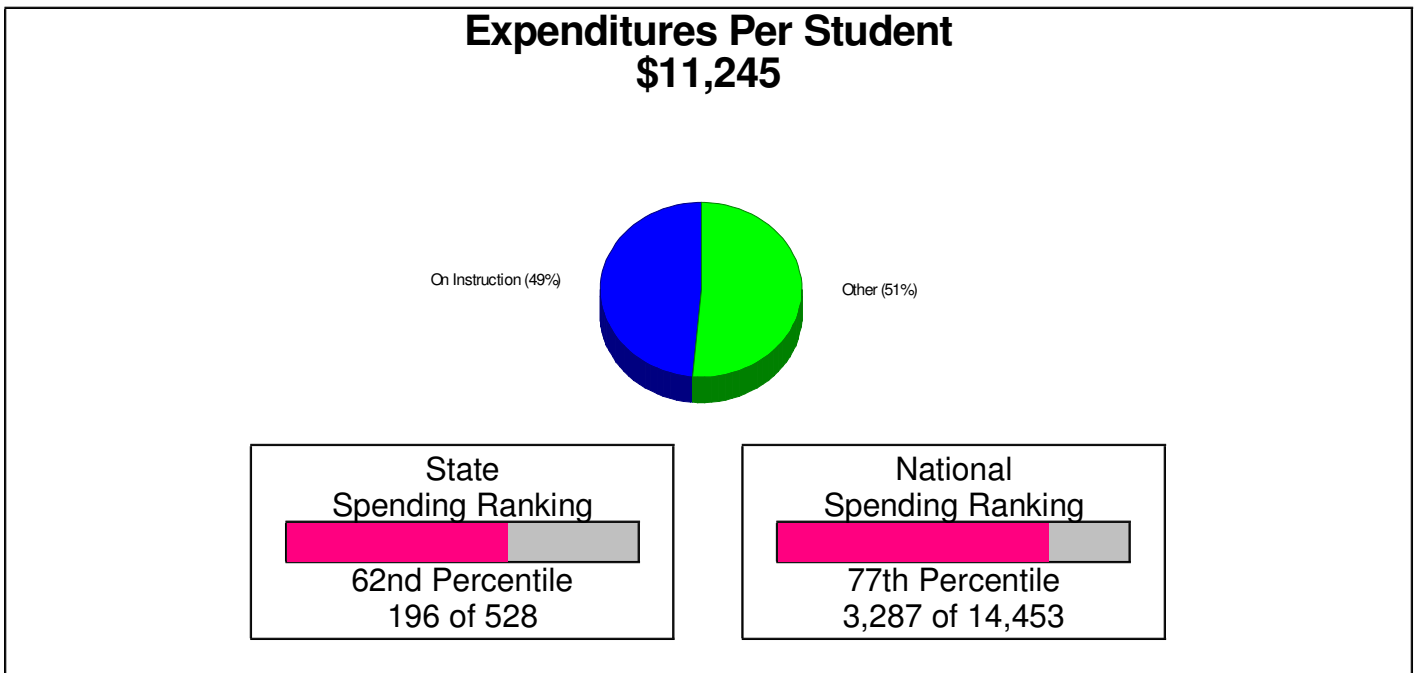
## High School Statistics FOR BETHLEHEM AREA SCHOOLS

**Average SAT Scores: 1024 (Math 510 Verbal 514)**  
**Average ACT Scores: 22**  
**National Merit Finalists: 2**



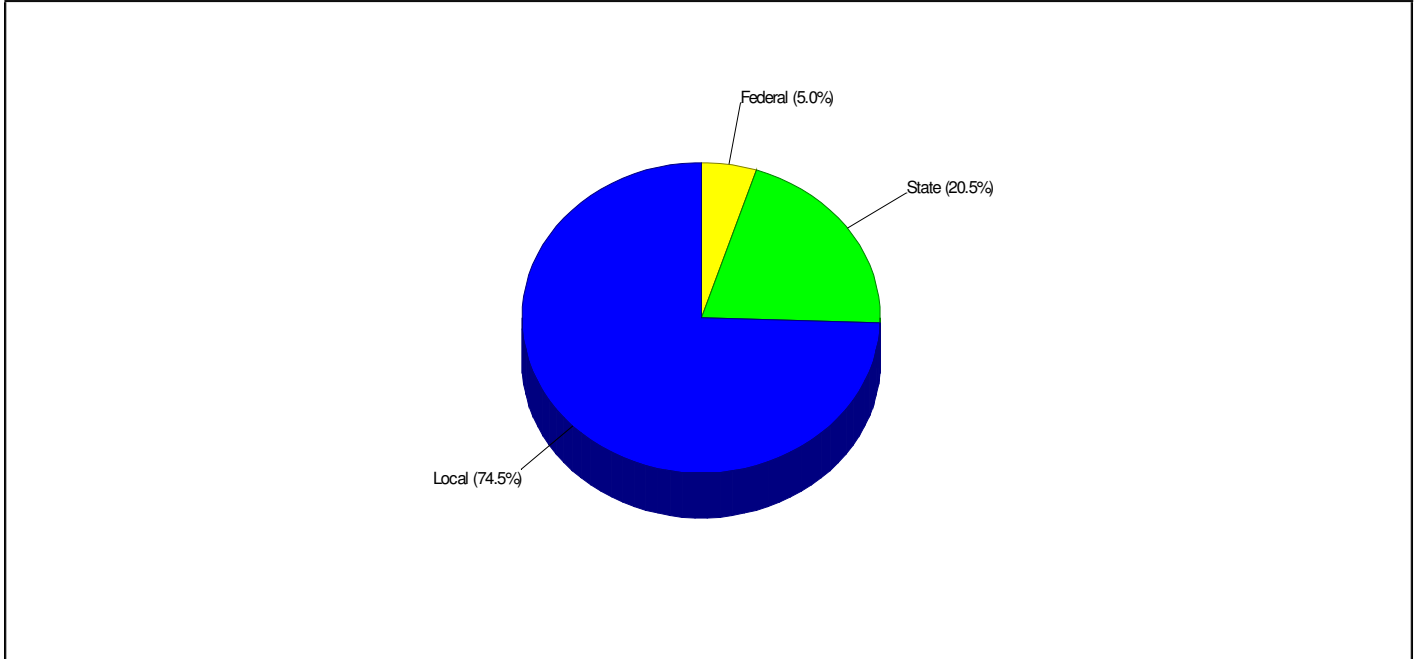
## School Expenditures FOR BETHLEHEM AREA SCHOOLS

**Expenditures Per Student  
\$11,245**





## School Funding FOR BETHLEHEM AREA SCHOOLS





## Public Schools for District

---

**HANOVER ELEMENTARY SCHOOL**

3890 JACKSONVILLE RD, BETHLEHEM, PA 18017

**Phone:** (610)691-3210**Grades:** K - 5**Distance from Subject:** 0.3 Miles**School Type:** Regular**Student/Teacher Ratio:** 17.1 to 1**Students/Teachers:** 273/16**Mascot:** Hawks**School Colors :** Purple & White

---

**ASA PACKER ELEMENTARY SCHOOL**

1650 KENWOOD DR, BETHLEHEM, PA 18017

**Phone:** (610)865-0660**Grades:** K - 5**Distance from Subject:** 0.8 Miles**School Type:** Regular**Student/Teacher Ratio:** 17.3 to 1**Students/Teachers:** 345/20**Mascot:** Pumas**School Colors :** Royal & White

---

**JAMES BUCHANAN ELEMENTARY SCHOOL**

1621 CATASAUQUA ROAD, BETHLEHEM, PA 18018

**Phone:** (610)865-1766**Grades:** K - 5**Distance from Subject:** 1.7 Miles**School Type:** Regular**Student/Teacher Ratio:** 17.5 to 1**Students/Teachers:** 280/16**Mascot:** Bulldogs**School Colors :** Royal & White

---

**CLEARVIEW ELEMENTARY SCHOOL**

2121 ABINGTON RD, BETHLEHEM, PA 18018

**Phone:** (610)868-5994**Grades:** K - 5**Distance from Subject:** 2.1 Miles**School Type:** Regular**Student/Teacher Ratio:** 16.6 to 1**Students/Teachers:** 399/24**Mascot:** Panthers**School Colors :** Gold & Black

---

**SPRING GARDEN ELEMENTARY SCHOOL**

901 NORTH BLVD, BETHLEHEM, PA 18017

**Phone:** (610)868-6071**Grades:** K - 5**Distance from Subject:** 2.5 Miles**School Type:** Regular**Student/Teacher Ratio:** 16.9 to 1**Students/Teachers:** 506/30**Mascot:** Rams**School Colors :** Kelly Green & White

---

**WILLIAM PENN ELEMENTARY SCHOOL**

1002 MAIN ST, BETHLEHEM, PA 18018

**Phone:** (610)694-0116**Grades:** K - 5**Distance from Subject:** 2.8 Miles**School Type:** Regular**Student/Teacher Ratio:** 13.6 to 1**Students/Teachers:** 232/17**Mascot:** Quakers**School Colors :** Royal & Gold



## Public Schools for District

**NITSCHMANN MIDDLE SCHOOL** **Phone:** (610)866-5781  
 909 W UNION BLVD, BETHLEHEM, PA 18018 **Grades:** 6 - 8  
**Distance from Subject:** 2.8 Miles **School Type:** Regular  
**Student/Teacher Ratio:** 15.4 to 1 **Students/Teachers:** 938/61  
**Mascot:** Lions **School Colors :** Royal & White

**LIBERTY SENIOR HIGH SCHOOL** **Phone:** (610)691-7200  
 1115 LINDEN ST, BETHLEHEM, PA 18018 **Grades:** 9 - 12  
**Distance from Subject:** 3.0 Miles **School Type:** Regular  
**Student/Teacher Ratio:** 18.6 to 1 **Students/Teachers:** 2,906/156  
**Mascot:** Liberty Hurricanes **School Colors :** Red & Navy  
**Average SAT:** 1037 (Math 512 Verbal 525) **Graduates To 2-Year College:** 31.0%  
**Students Taking SAT:** 65.0% **Graduates To 4-Year College:** 47.0%  
**Average ACT:** 22 **National Merit Finalists:** 1  
**Students Taking ACT:** 5%

**EAST HILLS MIDDLE SCHOOL** **Phone:** (610)867-0541  
 2005 CHESTER RD, BETHLEHEM, PA 18017 **Grades:** 6 - 8  
**Distance from Subject:** 3.0 Miles **School Type:** Regular  
**Student/Teacher Ratio:** 16.5 to 1 **Students/Teachers:** 1,208/73  
**Mascot:** Chargers **School Colors :** Maroon & White

**GOVERNOR WOLF ELEMENTARY SCHOOL** **Phone:** (610)867-8191  
 1920 BUTZTOWN RD, BETHLEHEM, PA 18017 **Grades:** K - 5  
**Distance from Subject:** 3.1 Miles **School Type:** Regular  
**Student/Teacher Ratio:** 18.0 to 1 **Students/Teachers:** 431/24  
**School Colors :** Gold & Kelly Green

**LINCOLN ELEMENTARY SCHOOL** **Phone:** (610)866-8727  
 1260 GRESHAM ST, BETHLEHEM, PA 18017 **Grades:** K - 5  
**Distance from Subject:** 3.2 Miles **School Type:** Regular  
**Student/Teacher Ratio:** 14.8 to 1 **Students/Teachers:** 384/26  
**Mascot:** Lions **School Colors :** Gold & Royal

**FREEDOM SENIOR HIGH SCHOOL** **Phone:** (610)867-5843  
 3149 CHESTER AVE, BETHLEHEM, PA 18020 **Grades:** 9 - 12  
**Distance from Subject:** 3.2 Miles **School Type:** Regular  
**Student/Teacher Ratio:** 18.5 to 1 **Students/Teachers:** 2,067/112  
**Mascot:** Patriots **School Colors :** Gold & Black  
**Average SAT:** 1011 (Math 507 Verbal 504) **Graduates To 2-Year College:** 38.0%  
**Students Taking SAT:** 50.0% **Graduates To 4-Year College:** 46.0%  
**National Merit Finalists:** 1



## Public Schools for District

**CALYPSO ELEMENTARY SCHOOL**  
1021 CALYPSO AVE, BETHLEHEM, PA 18018

**Phone:** (610)691-0152  
**Grades:** K - 5

**Distance from Subject:** 3.2 Miles  
**Student/Teacher Ratio:** 13.9 to 1  
**Mascot:** Cougars

**School Type:** Regular  
**Students/Teachers:** 265/19  
**School Colors :** Gold & Maroon

**NORTHEAST MIDDLE SCHOOL**  
1110 FERNWOOD ST, BETHLEHEM, PA 18018

**Phone:** (610)868-8581  
**Grades:** 6 - 8

**Distance from Subject:** 3.3 Miles  
**Student/Teacher Ratio:** 14.7 to 1  
**Mascot:** Hornets

**School Type:** Regular  
**Students/Teachers:** 823/56  
**School Colors :** Kelly Green & White

**THOMAS JEFFERSON ELEMENTARY SCHOOL**  
404 E NORTH ST, BETHLEHEM, PA 18018

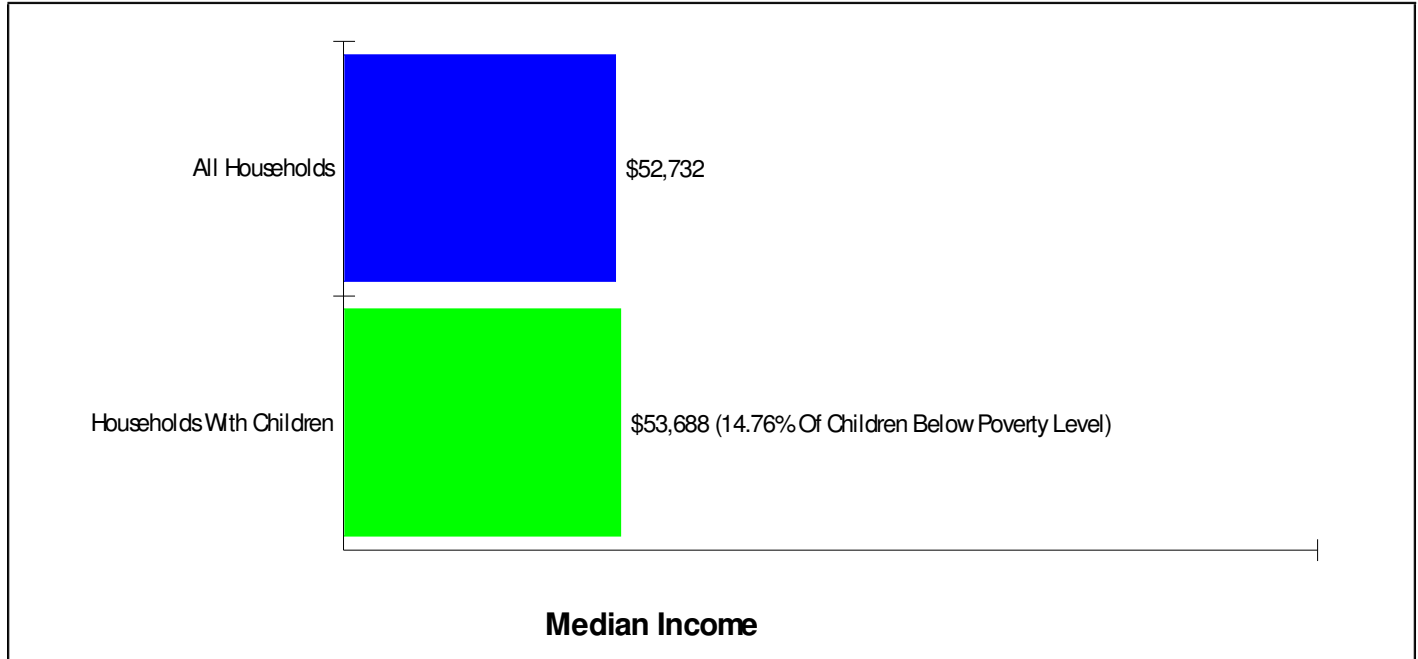
**Phone:** (610)691-1776  
**Grades:** K - 5

**Distance from Subject:** 3.3 Miles  
**Student/Teacher Ratio:** 15.8 to 1

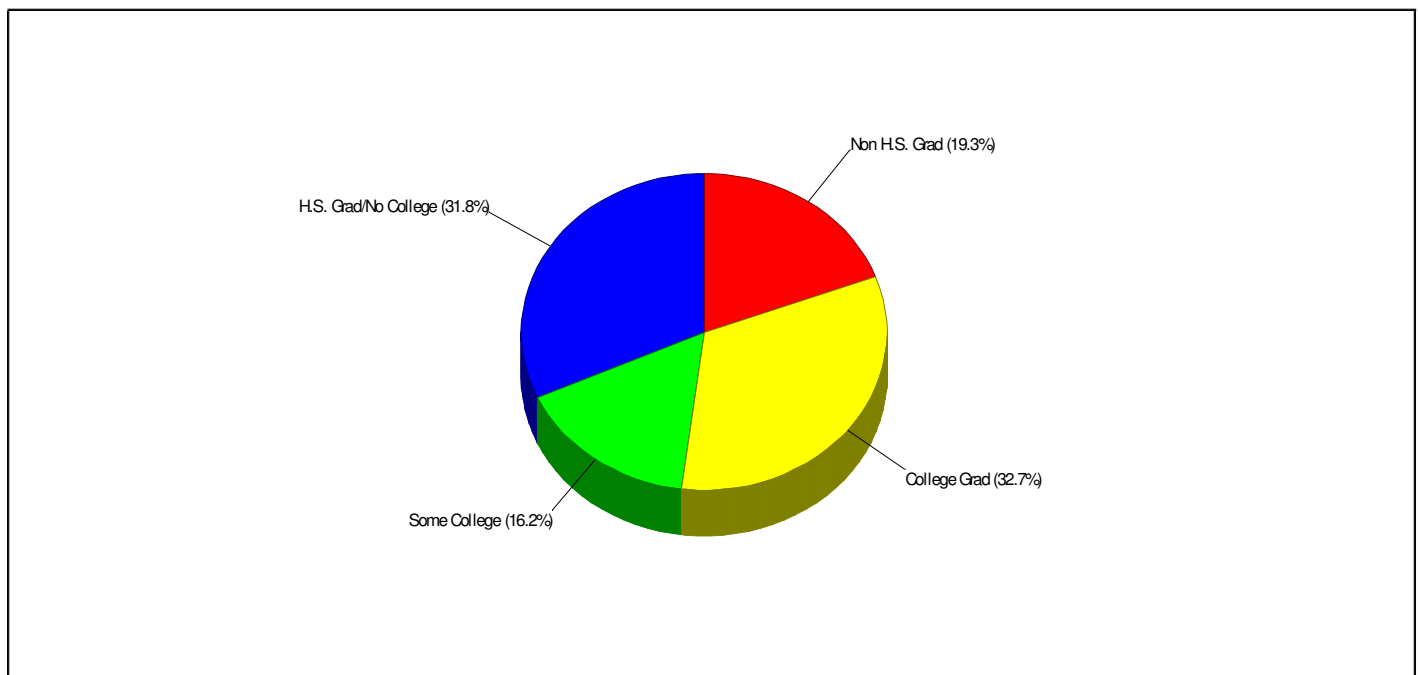
**School Type:** Regular  
**Students/Teachers:** 268/17  
**School Colors :** Red & White



## Income FOR BETHLEHEM AREA SCHOOLS



## Parent Education Level FOR BETHLEHEM AREA SCHOOLS



Prepared by RE/MAX Real Estate





## Private Schools

Private School Enrollment= 21.05% within School District

### TOT TIME CHILD DEVELOPMENT CENTER

BETHLEHEM, PA 18017

Distance from Subject: 1.0 Miles

Affiliation: Nonsectarian

Students: 11

Enrollment By Grade: PK-9 K-2

Phone: (610)867-6080

Grades: PK - K

School Type: Not Given

Gender: Coed

Student/Teacher Ratio: 1.3 to 1

### CREATIVE KIDS CLUB

BETHLEHEM, PA 18017

Distance from Subject: 1.1 Miles

Affiliation: Nonsectarian

Students: 35

Enrollment By Grade: PK-19 K-16

Phone: (610)868-3533

Grades: PK - K

School Type: Not Given

Gender: Coed

Student/Teacher Ratio: 16.0 to 1

### VICTORIA VOGUE CHILDCARE

90 SOUTHLAND DRIVE, BETHLEHEM, PA 18017

Distance from Subject: 1.2 Miles

Affiliation: Nonsectarian

Students: 27

Enrollment By Grade: PK-20 K-7

Phone: (610)865-6933

Grades: PK - K

School Type: Early Childhood

Gender: Coed

Student/Teacher Ratio: 7.0 to 1

### CENTENNIAL SCHOOL

2196 AVE C, BETHLEHEM, PA 18017

Distance from Subject: 1.6 Miles

Affiliation: Nonsectarian

Students: 80

Enrollment By Grade: UG-80

Phone: (610)266-7157

Grades: Ungraded

School Type: Special Education

Gender: Coed

Student/Teacher Ratio: 2.7 to 1

### DAY CARE IN THE PARK

3045 AVENUE B, BETHLEHEM, PA 18017

Distance from Subject: 1.7 Miles

Affiliation: Nonsectarian

Students: 26

Enrollment By Grade: PK-19 K-7

Phone: (610)868-1030

Grades: PK - K

School Type: Early Childhood

Gender: Coed

Student/Teacher Ratio: 11.7 to 1



## Private Schools

Private School Enrollment= 21.05% within School District

### WESTGATE DAY CARE, NURSER

2285 SCHOENERSVILLE ROAD, BETHLEHEM, PA 18017

Distance from Subject: 1.7 Miles

Affiliation: Nonsectarian

Students: 27

Enrollment By Grade: PK-22 K-5

Phone: (610)691-7779

Grades: PK - K

School Type: Early Childhood

Gender: Coed

Student/Teacher Ratio: 1.3 to 1

### ST. FRANCIS ACADEMY KDG

395 Bridle Path Rd, BETHLEHEM, PA 18017

Distance from Subject: 1.8 Miles

Affiliation: Roman Catholic

Students: 37

Student/ Homeroom Ratio: 3.7

Enrollment By Grade: PK-21 K-16

Phone: (610)688-5030

Grades: PK - K

School Type: Early Childhood

Gender: Coed

Student/Teacher Ratio: 16.0 to 1

### VITALISTIC THERAPEUTIC CENTER

395 BRIDLE PATH ROAD, BETHLEHEM, PA 18017

Distance from Subject: 1.8 Miles

Affiliation: Nonsectarian

Students: 146

Enrollment By Grade: PK-86 K-48 1-12 11-12

Phone: (610)861-7570

Grades: PK - 1

School Type: Special Education

Gender: Coed

Student/Teacher Ratio: 8.4 to 1

### NOTRE DAME OF BETHLEHEM SCHOOL

1835 Catasauqua Rd, BETHLEHEM, PA 18018

Distance from Subject: 1.8 Miles

Affiliation: Roman Catholic

Students: 540

Student/ Homeroom Ratio: 30.0

School Colors: Royal & Gold

Enrollment By Grade: PK-87 K-56 1-47 2-53 3-51 4-58 5-45 6-46 7-51 8-46

Phone: (610)866-2231

Grades: PK - 8

School Type: Regular

Gender: Coed

Student/Teacher Ratio: 19.9 to 1

### CAREFREE LEARNING CENTERS

1550 VALLEY CENTER PARKWAY SUI, BETHLEHEM, PA 18018

Distance from Subject: 2.1 Miles

Affiliation: Nonsectarian

Students: 34

Enrollment By Grade: PK-20 K-14

Phone: (610)974-9100

Grades: PK - K

School Type: Early Childhood

Gender: Coed

Student/Teacher Ratio: 7.0 to 1





## Housing Information

---

# Hanover, Township of (Northampton County)

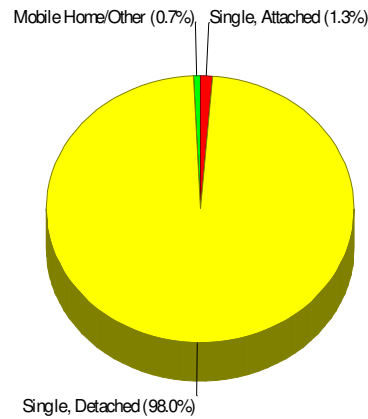
Prepared by RE/MAX Real Estate





## Housing Characteristics For Neighborhood Within Township of Hanover

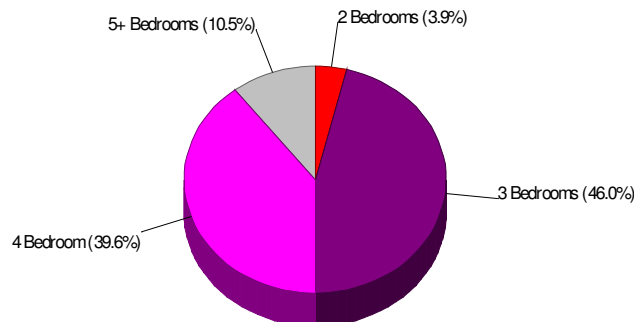
**Average Age of Housing 35 years**



**Type of Dwelling**

## Home Ownership For Neighborhood Within Township of Hanover

**Owner Occupied Households = 97.0%**  
**Median Housing Value = \$262,098**  
**Median Number of Bedrooms = 4**



**Home Size Breakdown**

Prepared by RE/MAX Real Estate

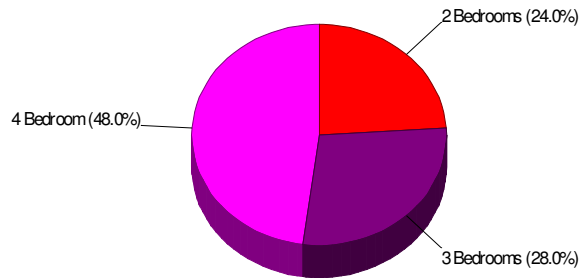




## Rental

### For Neighborhood Within Township of Hanover

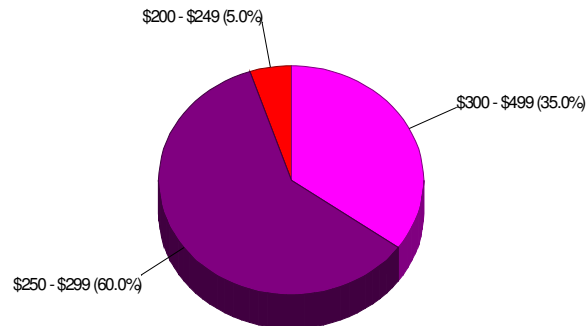
**Renter Occupied Households = 3.0%**  
**Median Monthly Rent = \$2,001**  
**Median Number of Bedrooms = 3**



Home Size Breakdown

## Home Sales Pricing Pattern (Closest 20)

**Median Price = \$276,500**  
**Average Price = \$297,500**



Dollars In Thousands  
Homes Sold In Past Year

Prepared by RE/MAX Real Estate





## Crime Information

---

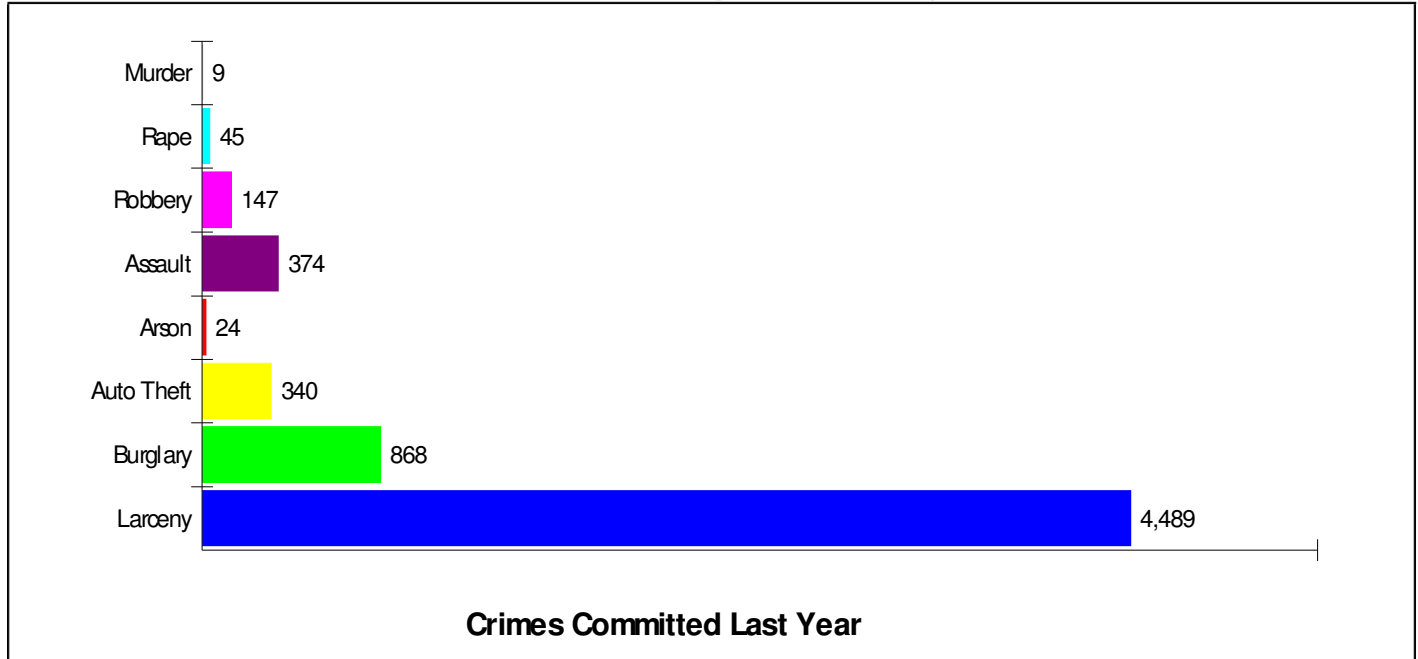
# Hanover, Township of (Northampton County)

Prepared by RE/MAX Real Estate







## Crime Incidents For Northampton County



## Crime Index For Northampton County

**eNeighborhoods Crime Index™**

<p>State Ranking</p>  <p>57th Percentile</p>	<p><b>656</b></p>	<p>National Ranking</p>  <p>32nd Percentile</p>
---	-------------------	--

**2.77% Chance Of Being The Victim Of A Crime**

**0.25% Chance Of Being The Victim Of A Bodily Crime**



## Climate Information

---

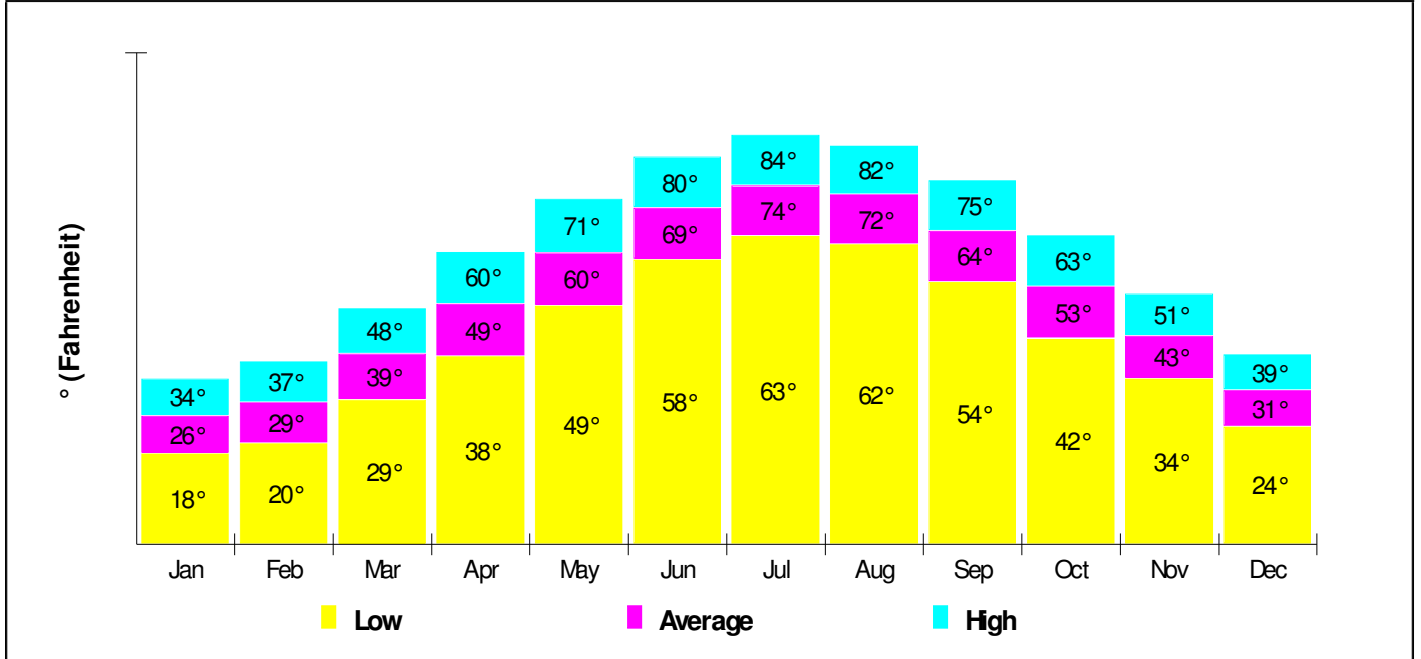
# Hanover, Township of (Northampton County)

Prepared by RE/MAX Real Estate

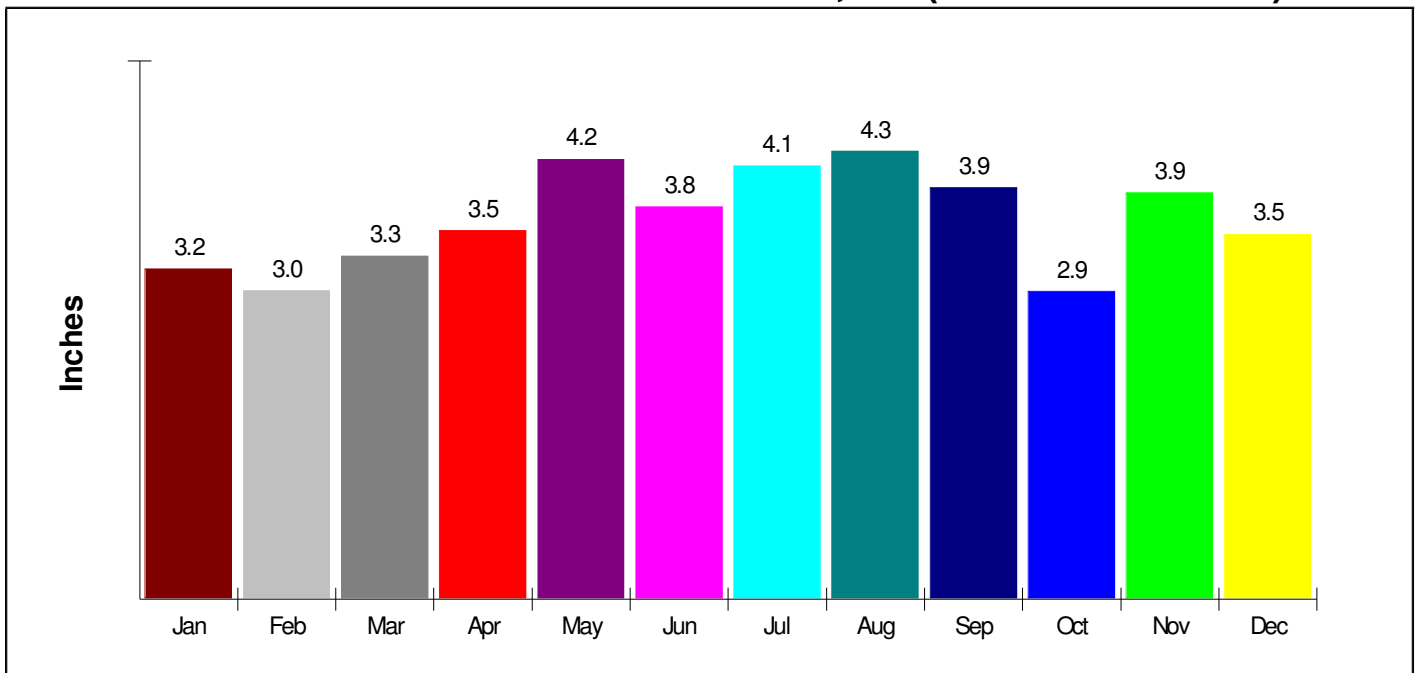




## Temperature Measured at ALLENTOWN AIRPORT, PA (elevation = 388ft. )



## Average Precipitation Measured at ALLENTOWN AIRPORT, PA (elevation = 388ft. )



Prepared by RE/MAX Real Estate





Houses of Worship

**Hanover, Township of  
(Northampton County)**

Prepared by RE/MAX Real Estate

**RE/MAX**  
real estate  
Allentown - Bethlehem - Easton





## Houses of Worship

<b>ADVENT MORAVIAN CHURCH</b> 3730 JACKSONVILLE RD, BETHLEHEM, PA 18017 <b>Denomination:</b> Churches, Denomination Unknown	<b>Phone:</b> (610)868-0477 <b>Distance from Subject:</b> 0.10 miles
<b>ST NICHOLAS RUSSIAN ORTHDX</b> 3630 BROWNING LN, BETHLEHEM, PA 18017 <b>Denomination:</b> Churches, Denomination Unknown	<b>Phone:</b> (610)866-6057 <b>Distance from Subject:</b> 0.40 miles
<b>CONGREGATION BRITH SHOLOM</b> 1190 W MACADA RD, BETHLEHEM, PA 18017 <b>Denomination:</b> Jewish Synagogues	<b>Phone:</b> (610)866-8009 <b>Distance from Subject:</b> 0.90 miles
<b>HINDU TEMPLE SOCIETY</b> 4200 AIRPORT RD, ALLENTOWN, PA 18109 <b>Denomination:</b> Churches, Denomination Unknown	<b>Phone:</b> (610)264-2810 <b>Distance from Subject:</b> 1.10 miles
<b>CHAM BIT CHURCH OF ALLENTOWN</b> 5050 AIRPORT RD, ALLENTOWN, PA 18109 <b>Denomination:</b> Presbyterian Churches	<b>Phone:</b> (610)266-3884 <b>Distance from Subject:</b> 1.10 miles
<b>SAINT NICHOLAS RUSSIAN ORTHODOX CHURCH</b> 980 BRIDLE PATH RD, BETHLEHEM, PA 18017 <b>Denomination:</b> Greek Orthodox Churches	<b>Phone:</b> (610)867-0402 <b>Distance from Subject:</b> 1.20 miles
<b>HOLY CROSS EVANGELICAL LUTHERAN CHURCH</b> 2700 JACKSONVILLE RD, BETHLEHEM, PA 18017 <b>Denomination:</b> Lutheran Churches	<b>Phone:</b> (610)867-6231 <b>Distance from Subject:</b> 1.30 miles
<b>LEHIGH VALLEY GRC BRETHREN CHURCH</b> 580 BRIDLE PATH RD, BETHLEHEM, PA 18017 <b>Denomination:</b> Brethren Churches	<b>Phone:</b> (610)868-0004 <b>Distance from Subject:</b> 1.30 miles
<b>OKI BERING BETHLEHEM BETHLEHEM</b> 2146 CITY LINE RD, BETHLEHEM, PA 18017 <b>Denomination:</b> Churches, Denomination Unknown	<b>Phone:</b> (610)264-4781 <b>Distance from Subject:</b> 1.40 miles
<b>LEHIGH VALLEY FAMILY PRAC ASSOCS</b> RTS 512 & 22, BETHLEHEM, PA 18017 <b>Denomination:</b> Churches, Denomination Unknown	<b>Phone:</b> (610)694-9090 <b>Distance from Subject:</b> 1.60 miles



## Houses of Worship

---

**SEVENTH DAY ADVENTIST CHURCH**

MACADA &amp; JACKSNVL RDS, BETHLEHEM, PA 18017

**Denomination:** Seventh Day Adventist Churches**Phone:** (610)691-0291**Distance from Subject:** 1.60 miles

---

**SAINT ANNE'S CHURCH**

450 WASNGTN AV, BETHLEHEM, PA 18017

**Denomination:** Churches, Denomination Unknown**Phone:** (610)867-5039**Distance from Subject:** 1.60 miles

---

**BEIT SIMCHA MESSIANIC FELLOWSHIP**

BETHLEHEM, PA 18017

**Denomination:** Jewish Synagogues**Phone:** (610)867-8138**Distance from Subject:** 1.60 miles

---

**DECISIONONE**

2178 INDUSTRIAL DR, BETHLEHEM, PA 18017

**Denomination:** Churches, Denomination Unknown**Phone:** (610)882-3103**Distance from Subject:** 1.70 miles

---

**WESLEY UNITED METHODIST CHURCH**

2540 CENTER ST, BETHLEHEM, PA 18017

**Denomination:** Methodist Churches**Phone:** (610)865-5715**Distance from Subject:** 1.70 miles



## County Facts

---

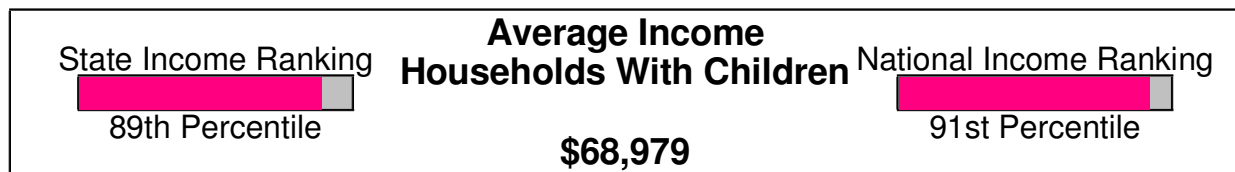
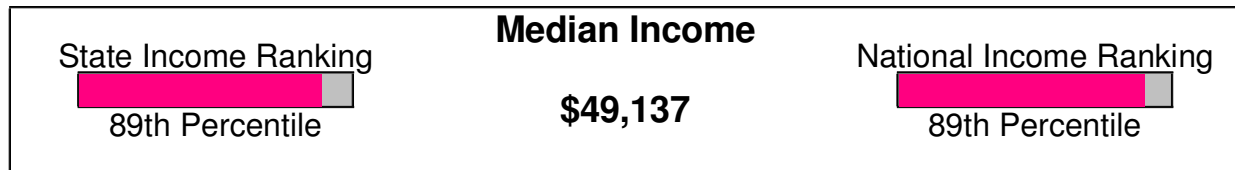
# Hanover, Township of (Northampton County)

Prepared by RE/MAX Real Estate



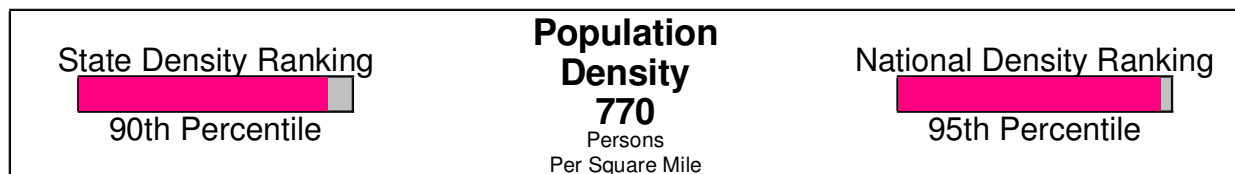


## Income For Northampton County



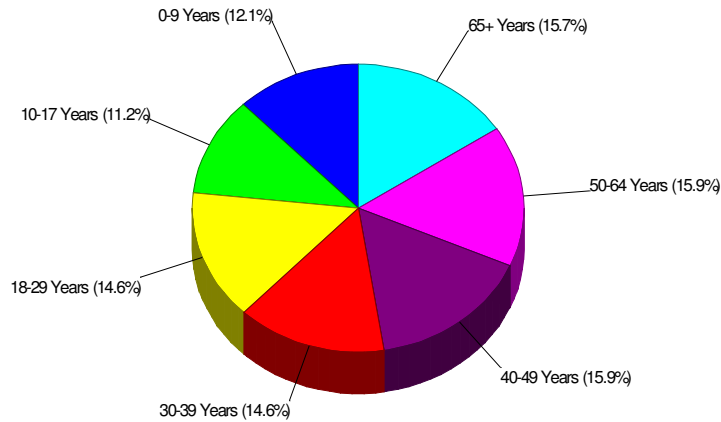
## Population For Northampton County

**Population = 287,767**  
**Land Area = 373.8 Square Miles**



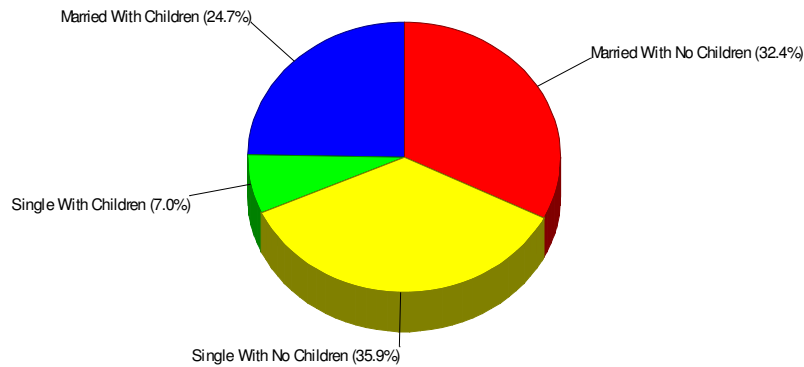


## Age Breakdown For Northampton County Average Age = 38.4 Years



## Household Characteristics For Northampton County

**57.1% Married**  
**31.7% With Children**



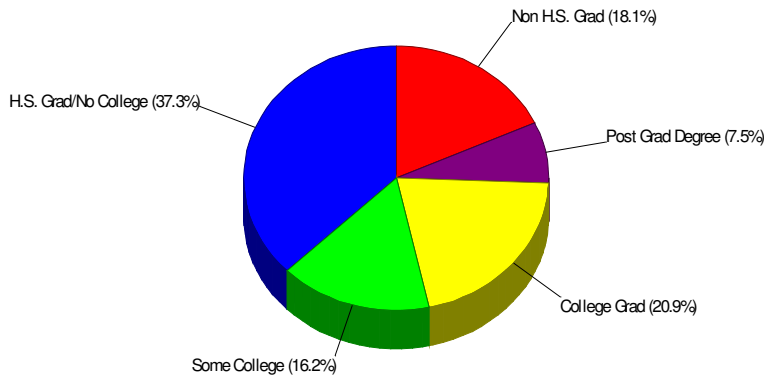
Prepared by RE/MAX Real Estate





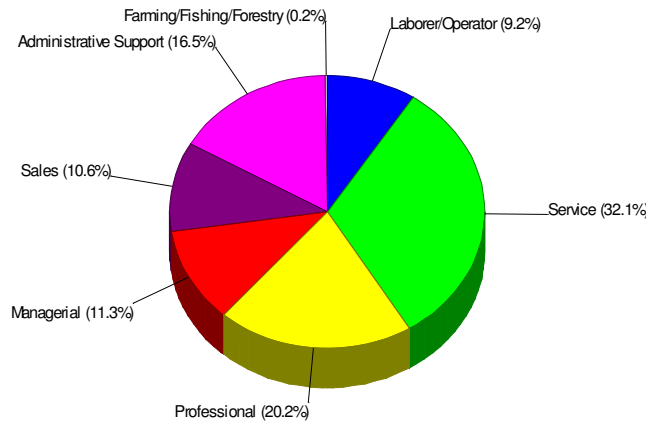
### Adult Education Level For Northampton County

81.9% High School Graduates  
28.4% College Graduates



### Employment For Northampton County

Average Travel Time To Work = 26.3 Minutes



#### Occupation

Prepared by RE/MAX Real Estate

