



## Neighborhood Report

**RE/MAX Real Estate**  
**Allentown - Bethlehem - Easton**  
**Office: (A) 610-770-9000**  
**Office: (B) 610-691-6100**  
**Office: (E) 610-258-9600**  
**Web: [www.LehighValleyHome.com](http://www.LehighValleyHome.com)**

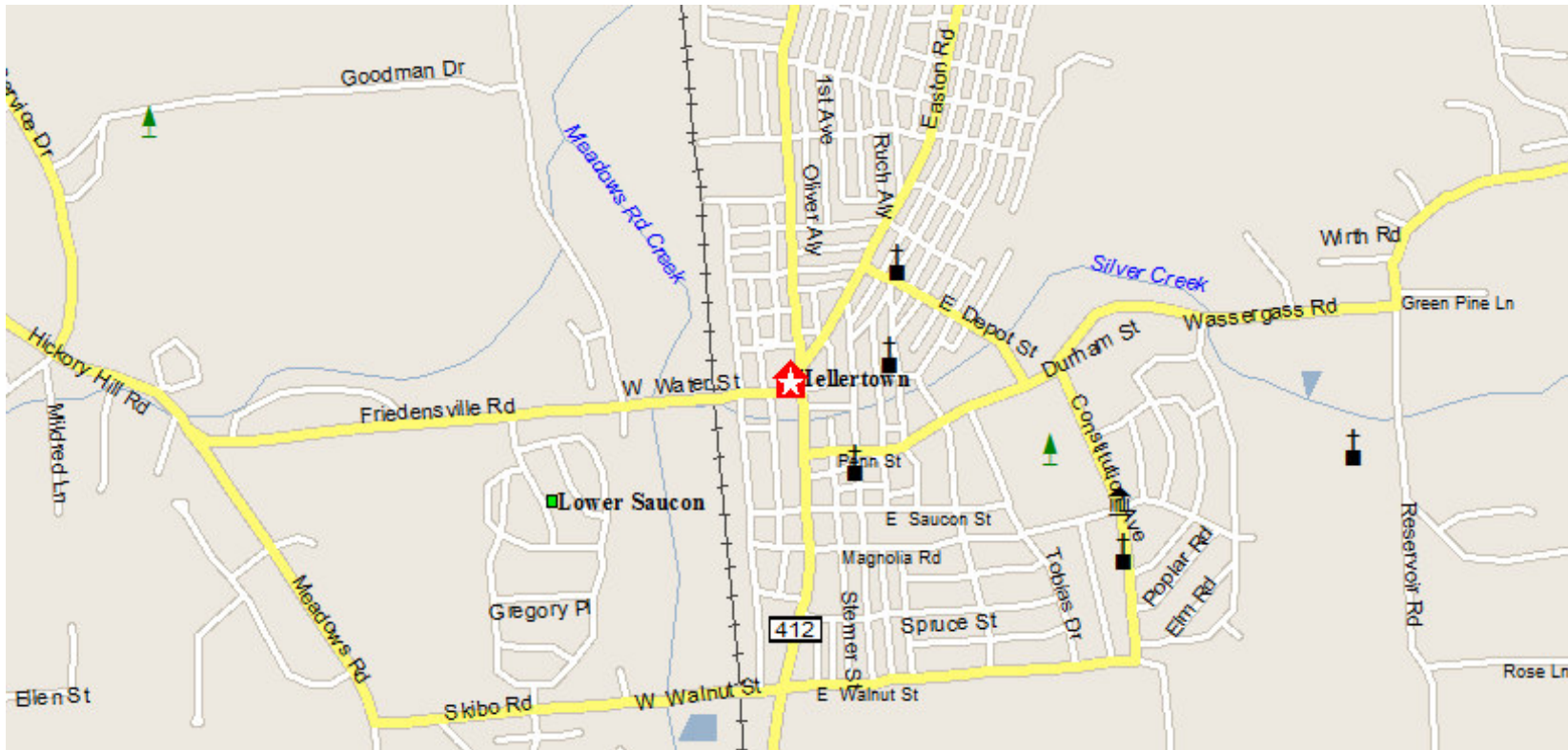


**RE/MAX**  
**real estate**  
Allentown · Bethlehem · Easton





## HELLERTOWN, BOROUGH OF, PA





## Area Facts




# Hellertown, Borough of

Prepared by RE/MAX Real Estate

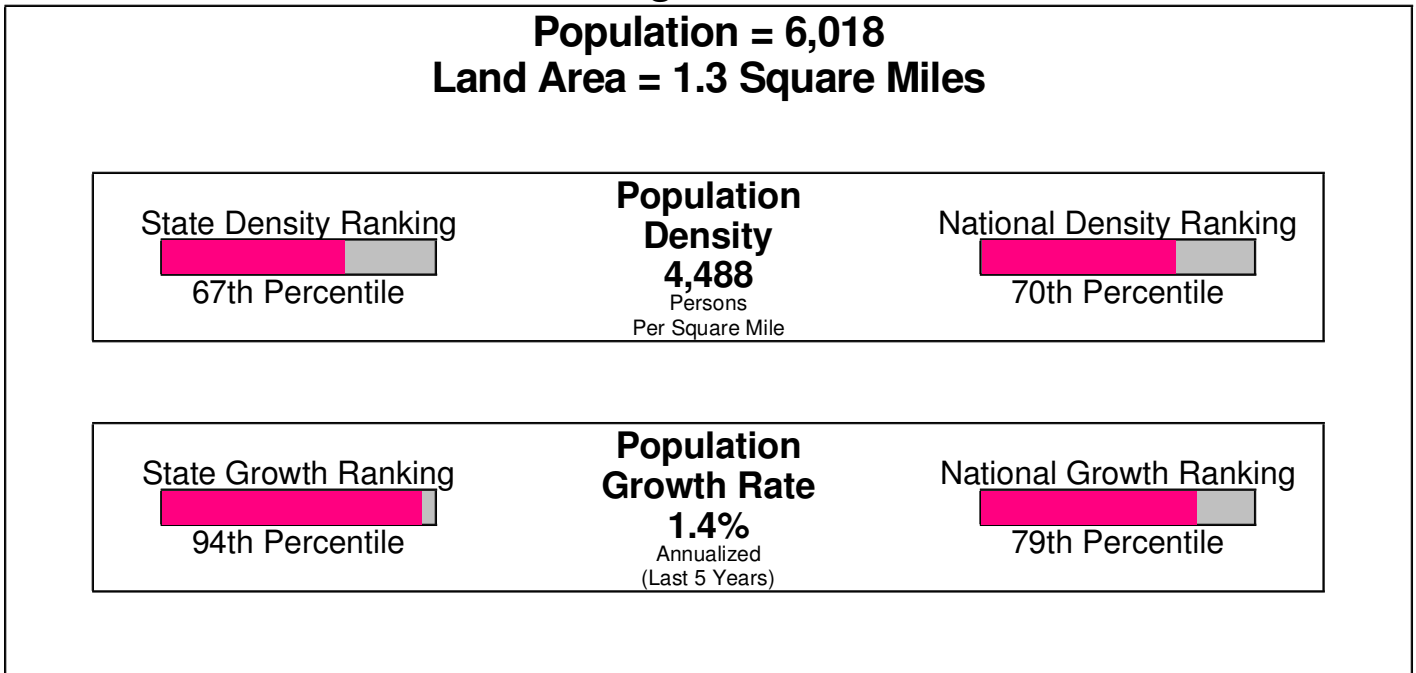




## Income For Borough of Hellertown

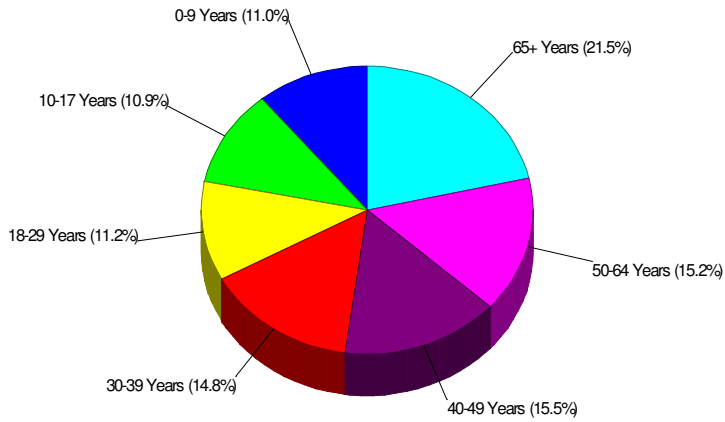


## Population For Borough of Hellertown



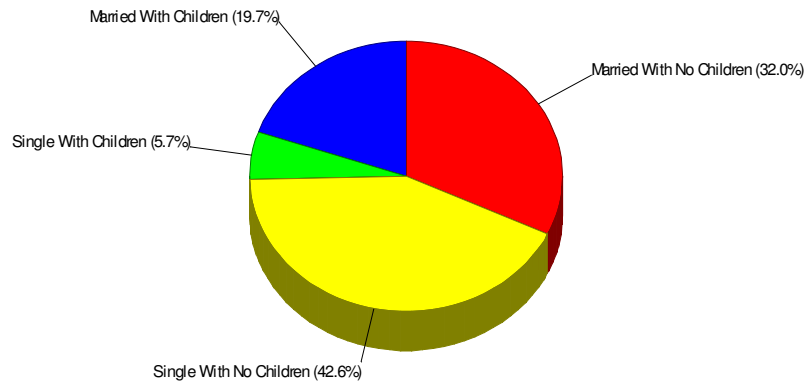


### Age Breakdown For Borough of Hellertown Average Age = 41.2 Years



### Household Characteristics For Borough of Hellertown

**51.7% Married**  
**25.4% With Children**



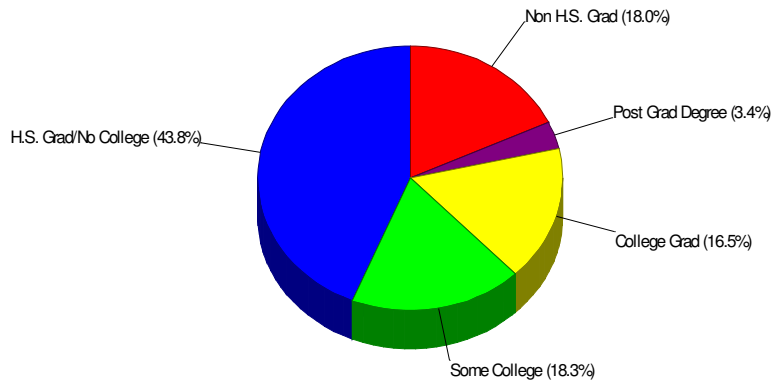
Prepared by RE/MAX Real Estate





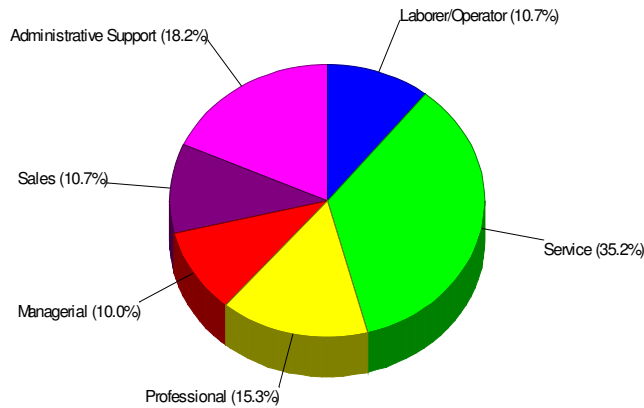
### Adult Education Level For Borough of Hellertown

**82.0% High School Graduates**  
**19.9% College Graduates**



### Employment For Borough of Hellertown

**Average Travel Time To Work = 27.7 Minutes**



**Occupation**





## School Information

---

# Hellertown, Borough of

Prepared by RE/MAX Real Estate





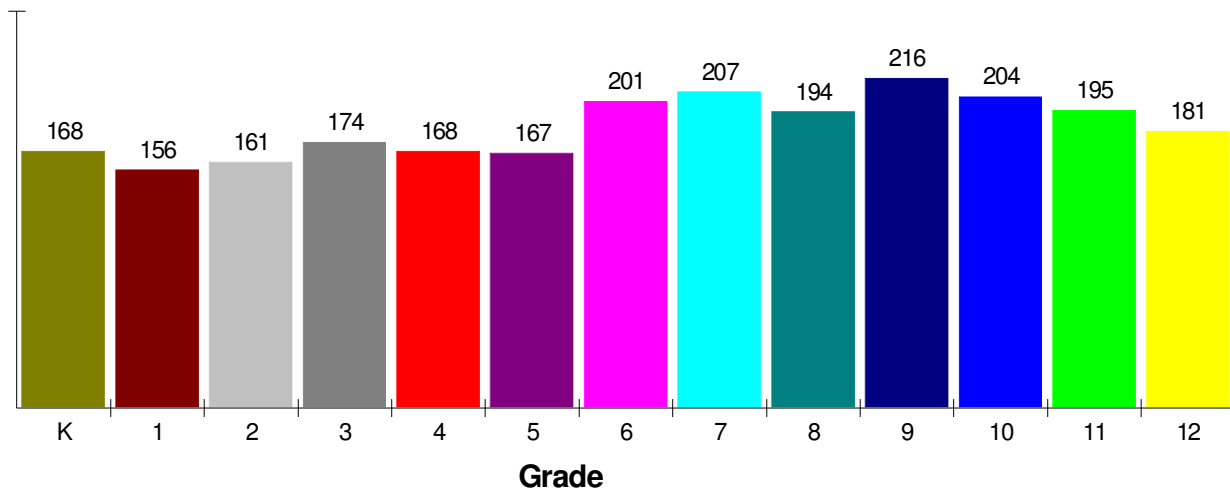
## General Facts FOR SAUCON VALLEY SCHOOLS

SAUCON VALLEY SCHOOLS  
2097 POLK VALLEY RD  
HELLERTOWN, PA 18055

Type:	(610)838-7026	Independent Local District
Grade Range:		K - 12
Schools:		3
Teacher:		163
Students:		2,392
Student/Teacher Ratio:		14.7 To 1
Student/Librarian Ratio:		797.3 To 1
Secondary Student/Guidance Ratio:		199.0 To 1

## Student Enrollment By Grade FOR SAUCON VALLEY SCHOOLS

**Total Enrollment = 2,392**



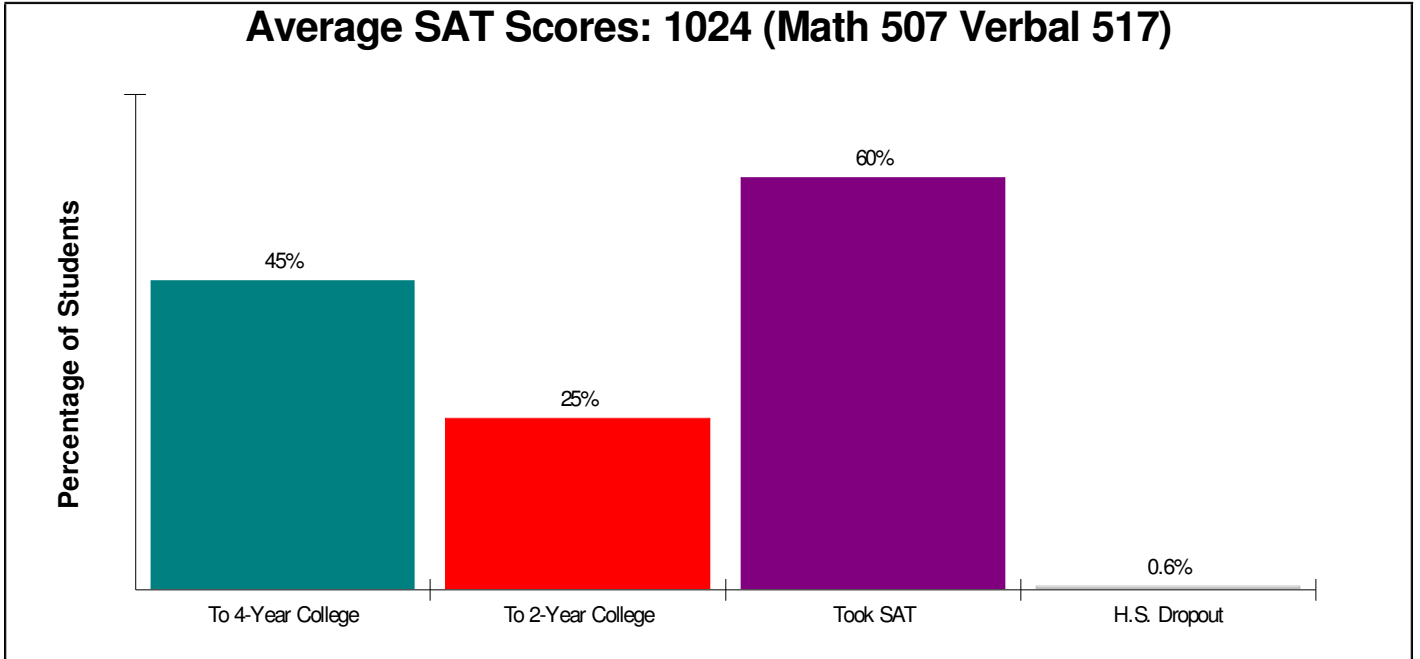
National Enrollment Ranking: 4,565 of 15,679 (70th Percentile)  
State Enrollment Ranking: 292 of 529 (44th Percentile)





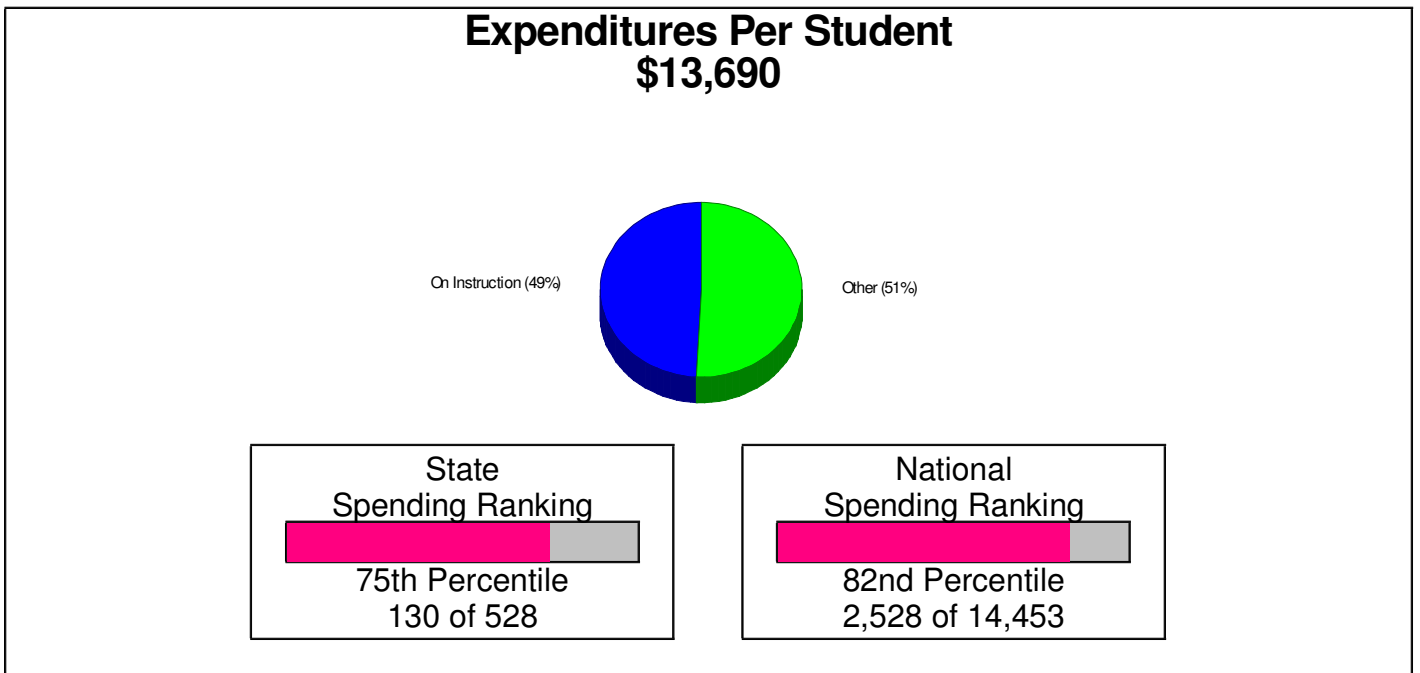
### High School Statistics FOR SAUCON VALLEY SCHOOLS

Average SAT Scores: 1024 (Math 507 Verbal 517)



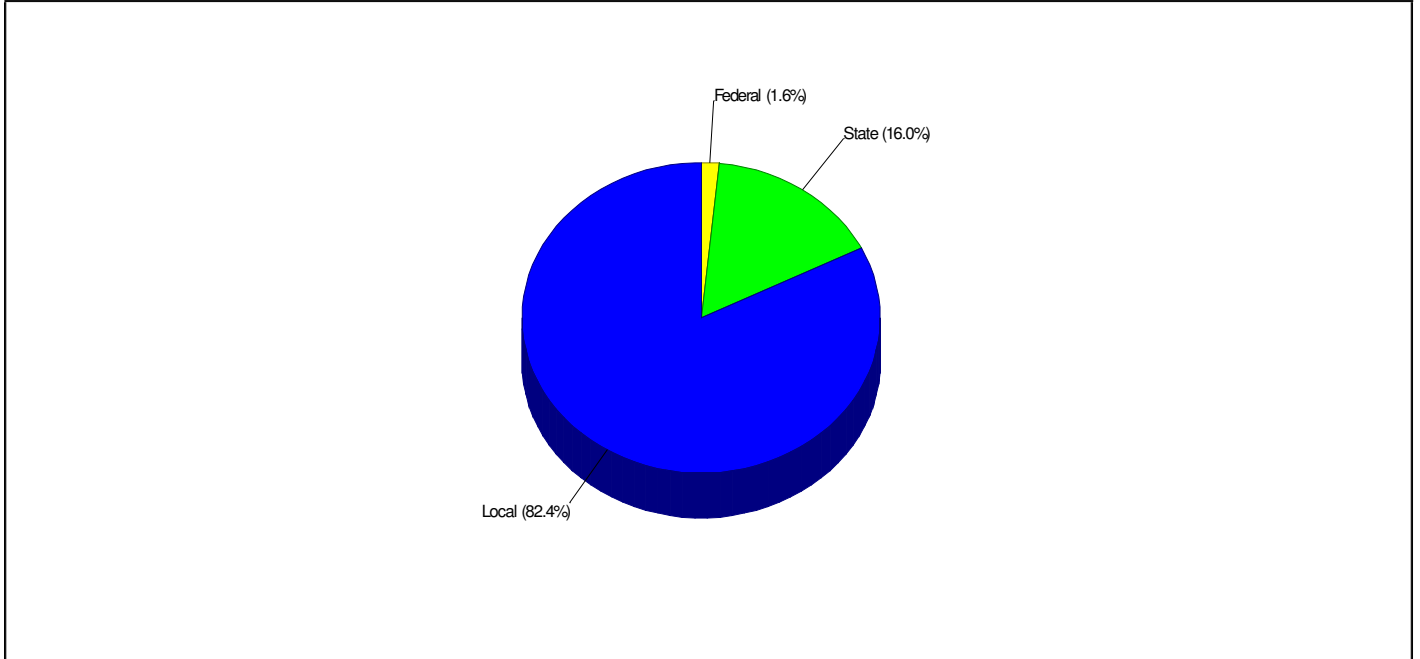
### School Expenditures FOR SAUCON VALLEY SCHOOLS

Expenditures Per Student  
\$13,690





## School Funding FOR SAUCON VALLEY SCHOOLS



Prepared by RE/MAX Real Estate





## Public Schools for District

---

### SAUCON VALLEY SENIOR HIGH SCHOOL

2100 POLK VALLEY RD, HELLERTOWN, PA 18055

**Phone:** (610)838-7001

**Grades:** 9 - 12

**Distance from Subject:** 0.9 Miles  
**Student/Teacher Ratio:** 14.4 to 1  
**Mascot:** Panthers  
**Average SAT:** 1024 (Math 507 Verbal 517)  
**Students Taking SAT:** 60.0%

**School Type:** Regular  
**Students/Teachers:** 776/54  
**School Colors :** Red & Black  
**Graduates To 2-Year College:** 25.0%  
**Graduates To 4-Year College:** 45.0%

---

### SAUCON VALLEY MIDDLE SCHOOL

2095 POLK VALLEY RD, HELLERTOWN, PA 18055

**Phone:** (610)838-7071

**Grades:** 6 - 8

**Distance from Subject:** 1.0 Miles  
**Student/Teacher Ratio:** 12.3 to 1  
**Mascot:** Panthers

**School Type:** Regular  
**Students/Teachers:** 580/47  
**School Colors :** Red & Black

---

### SAUCON VALLEY ELEMENTARY SCHOOL

2085 POLK VALLEY RD, HELLERTOWN, PA 18055

**Phone:** (610)838-9331

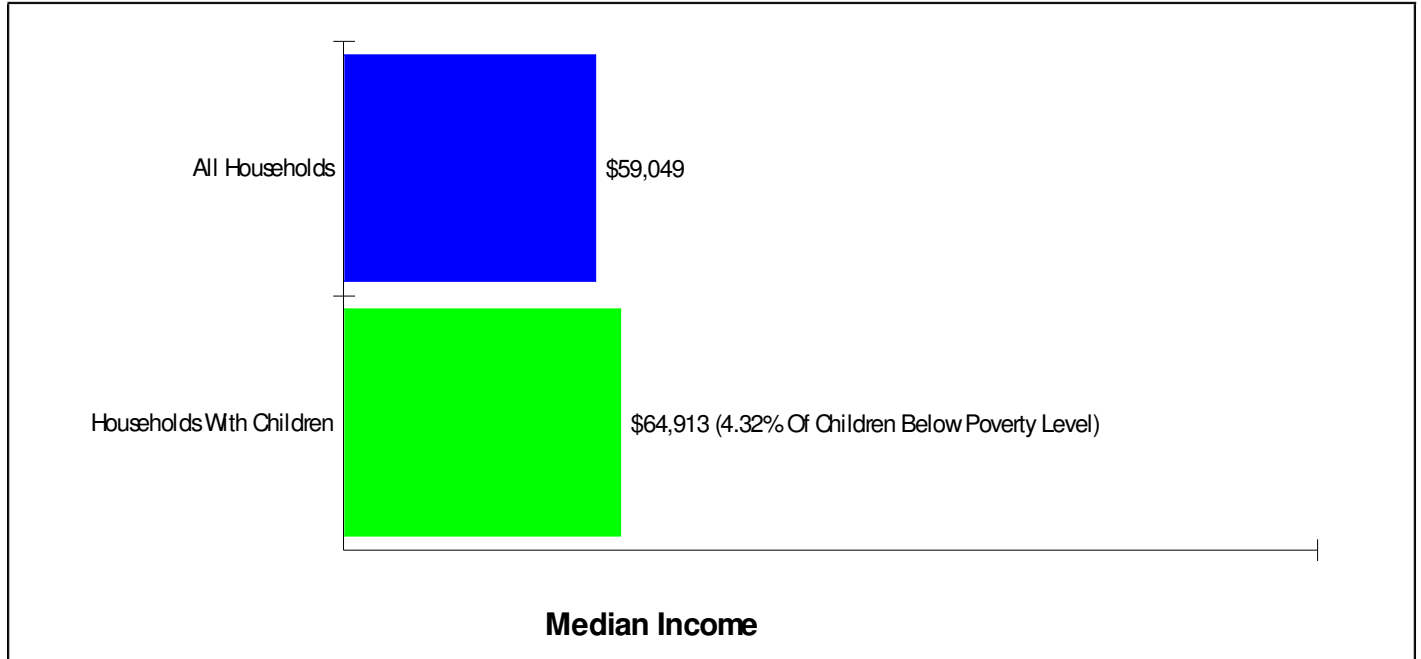
**Grades:** K - 5

**Distance from Subject:** 1.0 Miles  
**Student/Teacher Ratio:** 15.8 to 1

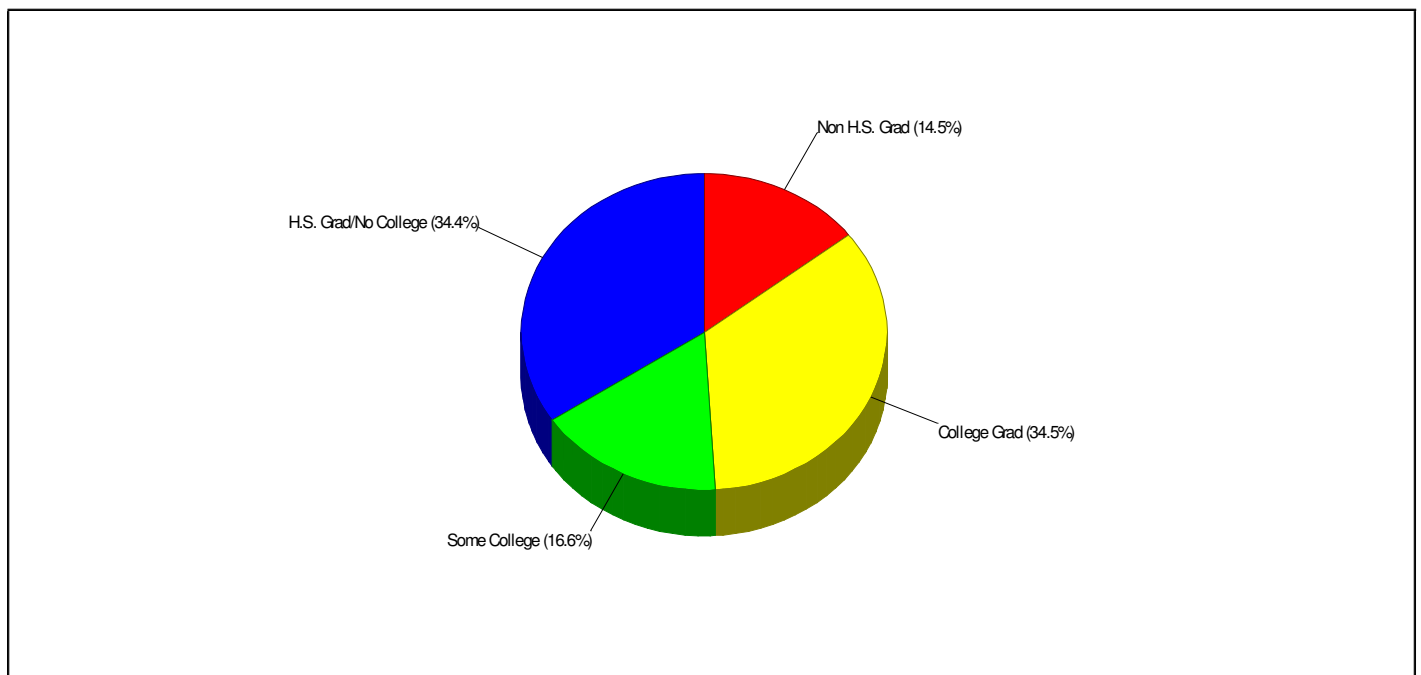
**School Type:** Regular  
**Students/Teachers:** 978/62  
**School Colors :** Red & Black



### Income FOR SAUCON VALLEY SCHOOLS



### Parent Education Level FOR SAUCON VALLEY SCHOOLS



Prepared by RE/MAX Real Estate





## Private Schools

Private School Enrollment= 19.15% within School District

### ST. THERESA SCHOOL

300 Leonard St., HELLERTOWN, PA 18055

Distance from Subject: 0.7 Miles

Affiliation: Roman Catholic

Students: 131

Student/ Homeroom Ratio: 13.1

School Colors: Maroon & Gold

Enrollment By Grade: K-25 1-19 2-15 3-16 4-17 5-15 6-6 7-10 8-8

Phone: (610)838-8161

Grades: K - 8

School Type: Regular

Gender: Coed

Student/Teacher Ratio: 11.4 to 1

Mascot: Cougars

### CONCORDIA LUTHERAN CHURCH & SCH.

BETHLEHEM, PA 18015

Distance from Subject: 2.4 Miles

Affiliation: Lutheran Church

Students: 10

Enrollment By Grade: PK-4 K-6

Phone: (610)691-7625

Grades: PK - K

School Type: Not Given

Gender: Coed

Student/Teacher Ratio: 6.0 to 1

### SS CYRIL - METHODIUS SCHOOL

551 Thomas St., BETHLEHEM, PA 18015

Distance from Subject: 2.5 Miles

Affiliation: Roman Catholic

Students: 138

Student/ Homeroom Ratio: 13.8

School Colors: Gold & Royal

Enrollment By Grade: PK-7 K-15 1-10 2-13 3-18 4-20 5-14 6-6 7-26 8-9

Phone: (610)866-0042

Grades: PK - 8

School Type: Regular

Gender: Coed

Student/Teacher Ratio: 10.2 to 1

Mascot: Wildcats

### HOLY INFANCY SCHOOL

127 E 4th St., BETHLEHEM, PA 18015

Distance from Subject: 2.8 Miles

Affiliation: Roman Catholic

Students: 204

Student/ Homeroom Ratio: 20.4

School Colors: Royal & White

Enrollment By Grade: PK-17 K-16 1-25 2-17 3-23 4-23 5-22 6-22 7-22 8-17

Phone: (610)868-2621

Grades: PK - 8

School Type: Regular

Gender: Coed

Student/Teacher Ratio: 18.0 to 1

Mascot: Beth Stars

### HOLY CHILD SCHOOL

1301 SIOUX STREET, BETHLEHEM, PA 18015

Distance from Subject: 3.3 Miles

Affiliation: Roman Catholic

Students: 157

Enrollment By Grade: K-22 1-17 2-20 3-14 4-15 5-19 6-19 7-19 8-12

Phone: (610)865-0861

Grades: K - 8

School Type: Regular

Gender: Coed

Student/Teacher Ratio: 14.4 to 1



## Private Schools

Private School Enrollment= 19.15% within School District

**MORAVIAN ACADEMY LOWER SCHOOL**  
 422 Heckewelder Pl, BETHLEHEM, PA 18018  
**Distance from Subject:** 3.5 Miles  
**Affiliation:** Not Given  
**Students:** 327  
**Student/ Homeroom Ratio:** 17.2  
**School Colors:** Red & Gold

**Phone:** (610)868-8571  
**Grades:** PK - 5  
**School Type:** Not Given  
**Gender:** Not Given  
**Mascot:** Lions

**MORAVIAN ACADEMY MIDDLE SCHOOL**  
 11 W Market St., BETHLEHEM, PA 18018  
**Distance from Subject:** 3.5 Miles  
**Affiliation:** Not Given  
**Students:** 190  
**Student/ Homeroom Ratio:** 15.8  
**School Colors:** Red & Gold

**Phone:** (610)866-6677  
**Grades:** 6 - 8  
**School Type:** Not Given  
**Gender:** Not Given  
**Mascot:** Lions

**KIDS PEACE NATIONAL CENTERS BR**  
 1620 BROADWAY, BETHLEHEM, PA 18015  
**Distance from Subject:** 3.7 Miles  
**Affiliation:** Nonsectarian  
**Students:** 74  
**Enrollment By Grade:** 2-1 3-5 4-10 5-18 6-13 7-15 8-12

**Phone:** (610)799-8635  
**Grades:** 2 - 8  
**School Type:** Special Education  
**Gender:** Coed  
**Student/Teacher Ratio:** 4.7 to 1

**SS SIMON & JUDE ELEMENTARY SCHOOL**  
 714 W Broad St., BETHLEHEM, PA 18018  
**Distance from Subject:** 4.0 Miles  
**Affiliation:** Roman Catholic  
**Students:** 194  
**Student/ Homeroom Ratio:** 21.6  
**School Colors:** Royal & White  
**Enrollment By Grade:** K-25 1-23 2-24 3-26 4-25 5-24 6-17 7-15 8-15

**Phone:** (610)867-9530  
**Grades:** K - 8  
**School Type:** Regular  
**Gender:** Coed  
**Student/Teacher Ratio:** 17.6 to 1  
**Mascot:** Crusaders

**ST. ANNE ELEMENTARY SCHOOL**  
 375 Hickory St., BETHLEHEM, PA 18017  
**Distance from Subject:** 4.0 Miles  
**Affiliation:** Roman Catholic  
**Students:** 417  
**Student/ Homeroom Ratio:** 20.9  
**School Colors:** Kelly Green & Gold  
**Enrollment By Grade:** K-58 1-53 2-52 3-41 4-40 5-51 6-37 7-49 8-36

**Phone:** (610)868-4182  
**Grades:** K - 8  
**School Type:** Regular  
**Gender:** Coed  
**Student/Teacher Ratio:** 17.0 to 1



## Housing Information

# Hellertown, Borough of

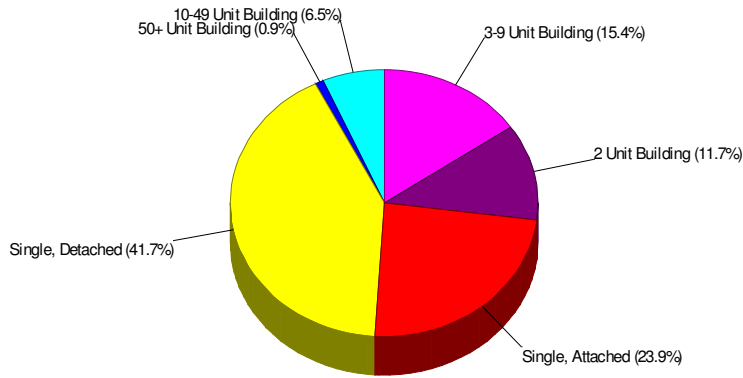
Prepared by RE/MAX Real Estate





## Housing Characteristics For Neighborhood Within Borough of Hellertown

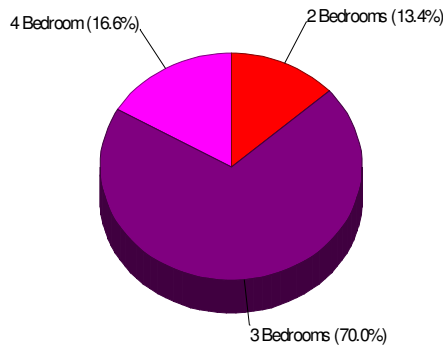
**Average Age of Housing 61 years**



**Type of Dwelling**

## Home Ownership For Neighborhood Within Borough of Hellertown

**Owner Occupied Households = 58.5%**  
**Median Housing Value = \$177,607**  
**Median Number of Bedrooms = 3**



**Home Size Breakdown**

Prepared by RE/MAX Real Estate

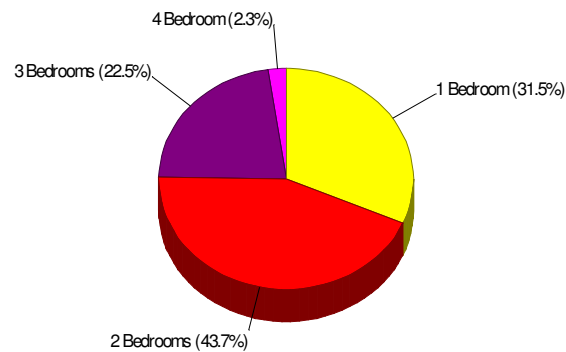






## Rental For Neighborhood Within Borough of Hellertown

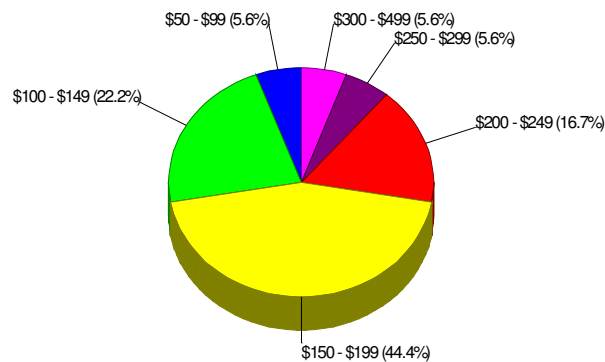
**Renter Occupied Households = 41.5%**  
**Median Monthly Rent = \$581**  
**Median Number of Bedrooms = 2**



**Home Size Breakdown**

## Home Sales Pricing Pattern (Closest 20)

**Median Price = \$167,500**  
**Average Price = \$185,056**



**Dollars In Thousands  
Homes Sold In Past Year**

Prepared by RE/MAX Real Estate





## Crime Information



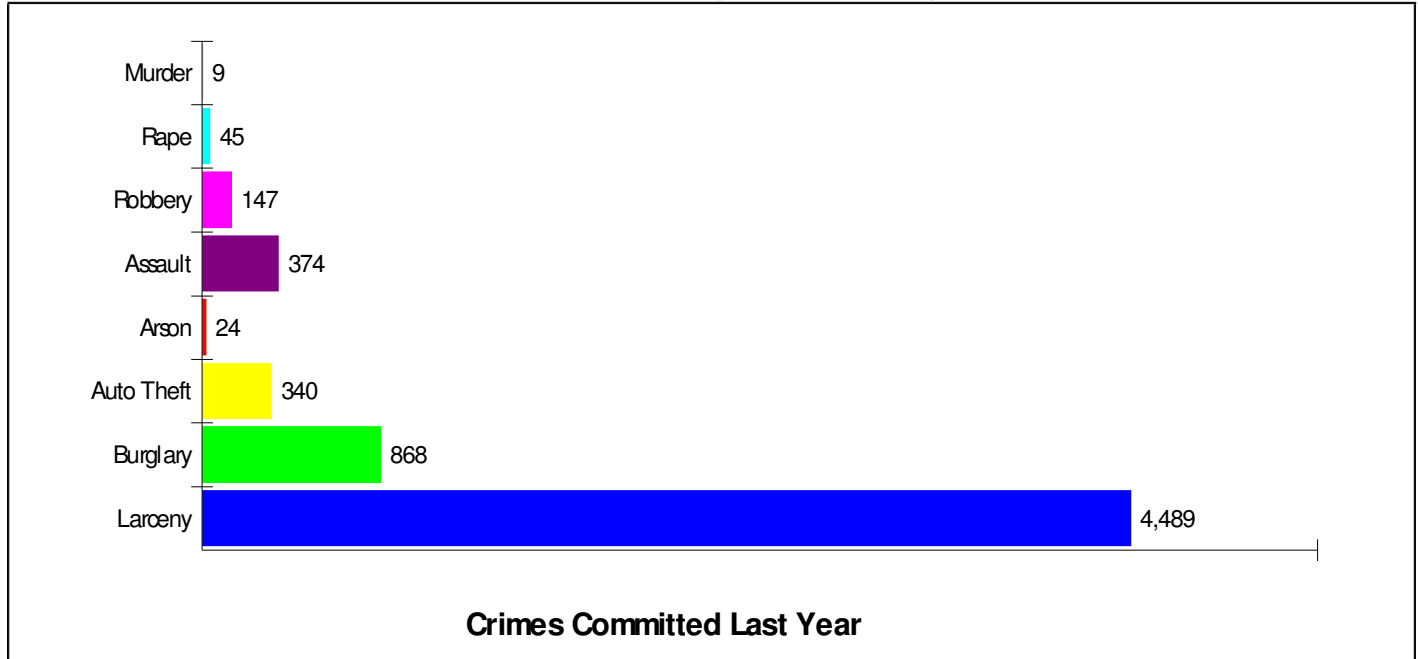
## Hellertown, Borough of

Prepared by RE/MAX Real Estate

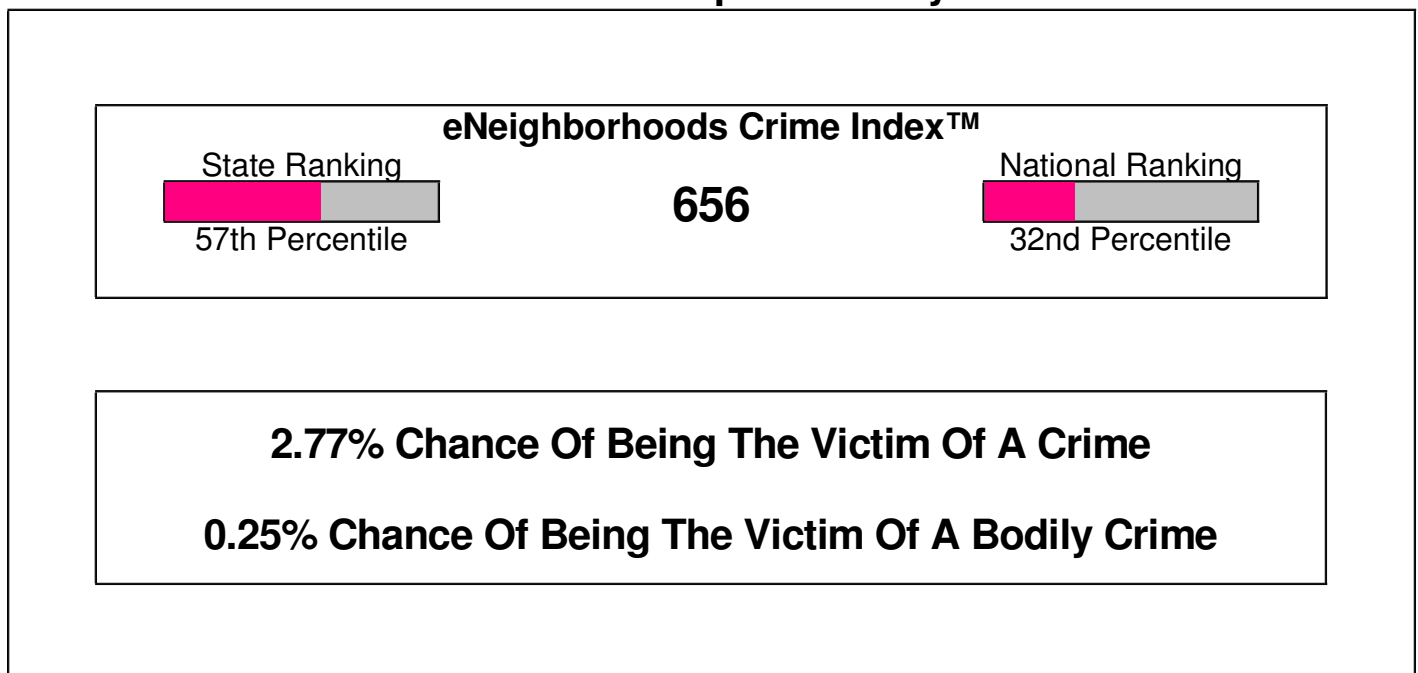




## Crime Incidents For Northampton County



## Crime Index For Northampton County



Prepared by RE/MAX Real Estate





## Climate Information



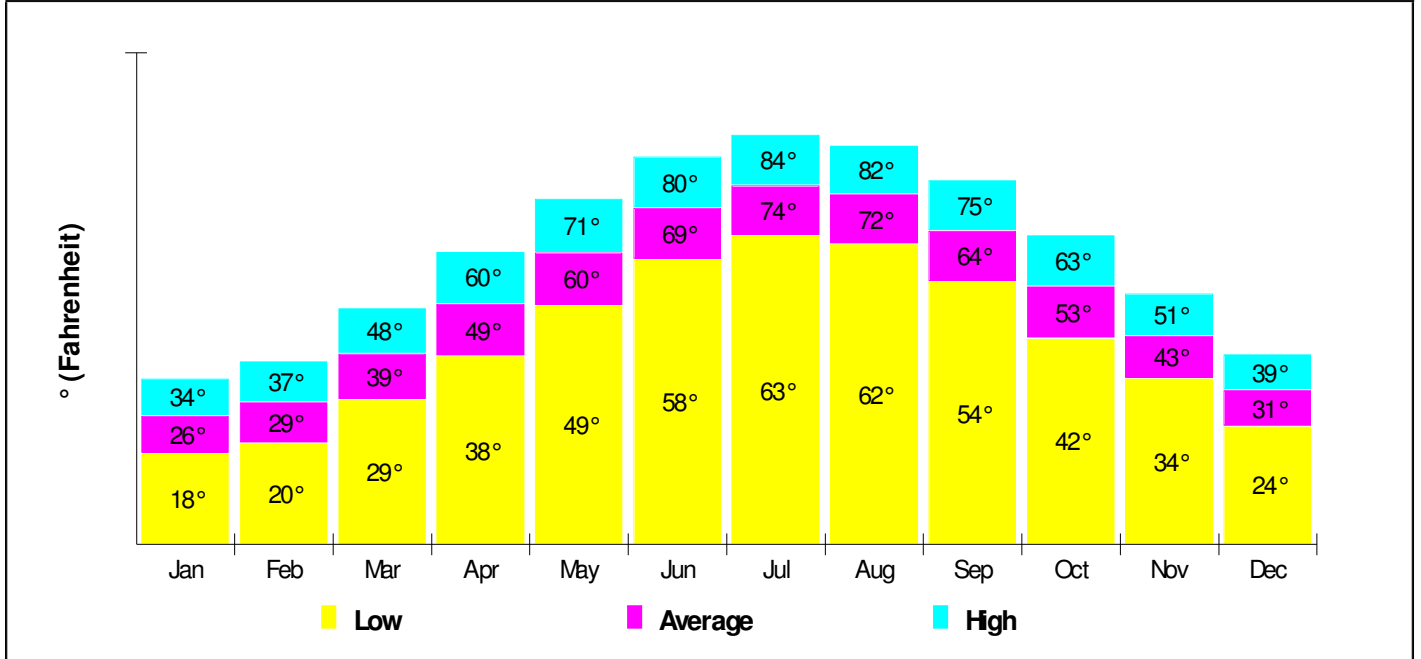
## Hellertown, Borough of

Prepared by RE/MAX Real Estate

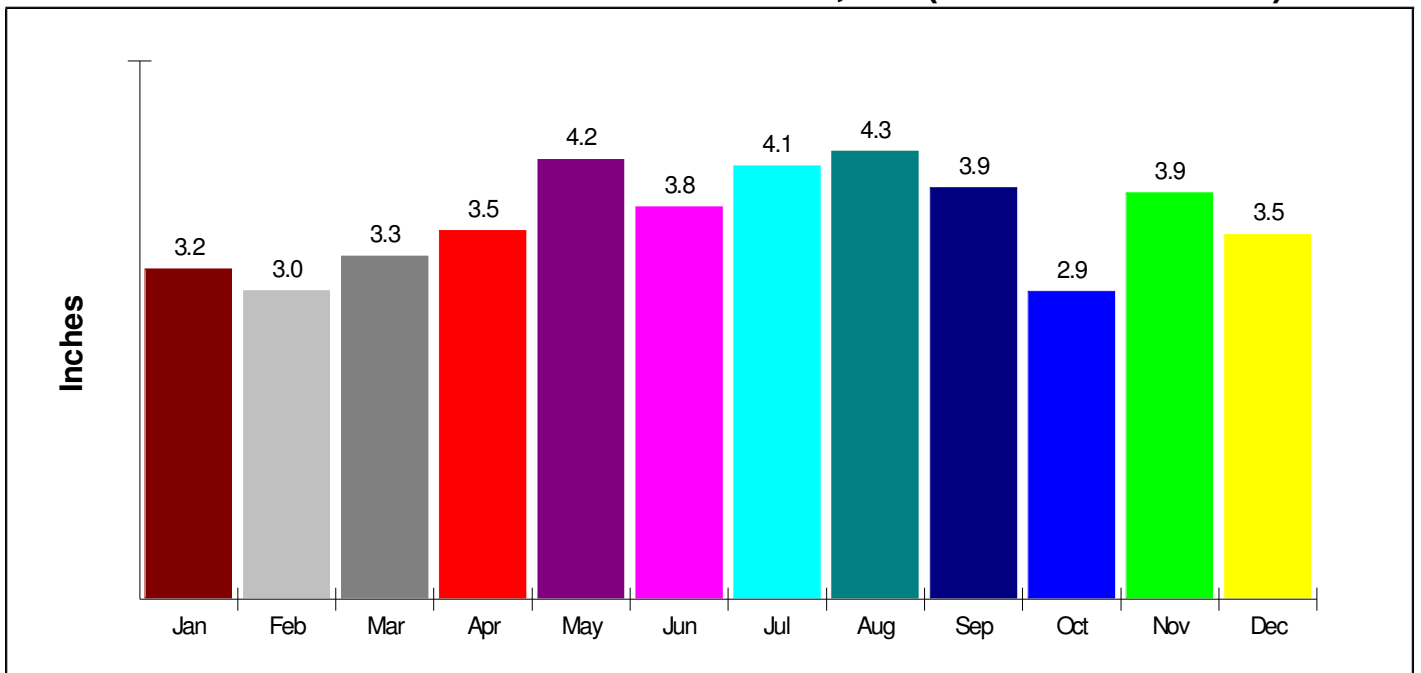




## Temperature Measured at ALLENTOWN AIRPORT, PA (elevation = 388ft. )



## Average Precipitation Measured at ALLENTOWN AIRPORT, PA (elevation = 388ft. )



Prepared by RE/MAX Real Estate





Houses of Worship

**Hellertown, Borough of**

Prepared by RE/MAX Real Estate





## Houses of Worship

<b>SAINT GEORGE'S EPISCOPAL CHURCH</b> 735 DELAWARE AVE, HELLERTOWN, PA 18055 <b>Denomination:</b> Episcopal Churches	<b>Phone:</b> (610)838-9355 <b>Distance from Subject:</b> 0.20 miles
<b>FIRST UNITED CHURCH OF CHRIST</b> 501 NORTHAMPTON ST, HELLERTOWN, PA 18055 <b>Denomination:</b> Churches of Christ	<b>Phone:</b> (610)838-8811 <b>Distance from Subject:</b> 0.20 miles
<b>SAINT PAUL &amp; SALEM UNITED METHODIST</b> 939 DETWEILER AVE, HELLERTOWN, PA 18055 <b>Denomination:</b> Methodist Churches	<b>Phone:</b> (610)838-7918 <b>Distance from Subject:</b> 0.30 miles
<b>MOUNTAINVIEW MORAVIAN CHURCH</b> 331 CONSTITUTION AVE, HELLERTOWN, PA 18055 <b>Denomination:</b> Churches, Denomination Unknown	<b>Phone:</b> (610)838-9344 <b>Distance from Subject:</b> 0.60 miles
<b>CHRIST LUTHERAN CHURCH</b> 69 MAIN ST, HELLERTOWN, PA 18055 <b>Denomination:</b> Lutheran Churches	<b>Phone:</b> (610)838-0400 <b>Distance from Subject:</b> 0.60 miles
<b>LOWER SAUCON UNITED CHURCH CHRIST</b> 1375 3RD AVE, HELLERTOWN, PA 18055 <b>Denomination:</b> Churches of Christ	<b>Phone:</b> (610)838-8821 <b>Distance from Subject:</b> 0.70 miles
<b>ST THERESA</b> 255 WILSON AVE, HELLERTOWN, PA 18055 <b>Denomination:</b> Catholic Churches	<b>Phone:</b> (610)838-7645 <b>Distance from Subject:</b> 0.70 miles
<b>JEHOVAHS WITNESSES KINGDOM HALL</b> RR 1, HELLERTOWN, PA 18055 <b>Denomination:</b> Jehovah's Witnesses	<b>Phone:</b> (610)861-5172 <b>Distance from Subject:</b> 0.90 miles
<b>NEW JERUSALEM EVANGELICAL LUTHERAN</b> 3233 APPLES CHURCH RD, BETHLEHEM, PA 18015 <b>Denomination:</b> Lutheran Churches	<b>Phone:</b> (610)838-0731 <b>Distance from Subject:</b> 1.70 miles
<b>SMYRNA CHURCH OF THE LORD</b> 1537 E 6TH ST, BETHLEHEM, PA 18015 <b>Denomination:</b> Pentecostal Churches	<b>Phone:</b> (610)865-4221 <b>Distance from Subject:</b> 2.20 miles



## Houses of Worship

---

**TEMPLO EL REFUGIO**

1438 E 5TH ST, BETHLEHEM, PA 18015

**Denomination:** Churches, Denomination Unknown**Phone:** (610)868-3610**Distance from Subject:** 2.30 miles

---

**CASA REFUGIO INC**

1436 E 5TH ST, BETHLEHEM, PA 18015

**Denomination:** Pentecostal Churches**Phone:** (610)868-3188**Distance from Subject:** 2.30 miles

---

**TEMPLO EL REFUGIO**

501 WILLIAMS ST, BETHLEHEM, PA 18015

**Denomination:** Assembly of God Churches**Phone:** (610)868-3610**Distance from Subject:** 2.30 miles

---

**STEEL CITY MENNONITE CHURCH**

MIXSELL ST, BETHLEHEM, PA 18015

**Denomination:** Mennonite Churches**Phone:** (610)865-4899**Distance from Subject:** 2.30 miles

---

**SAINT PETERS EVANGELICAL LUTHERAN CHURCH**

W PACKER AV &amp; VINE STS, BETHLEHEM, PA 18015

**Denomination:** Lutheran Churches**Phone:** (610)867-0519**Distance from Subject:** 2.30 miles





## County Facts



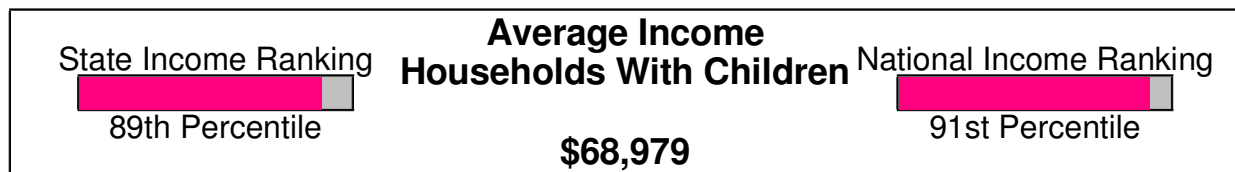
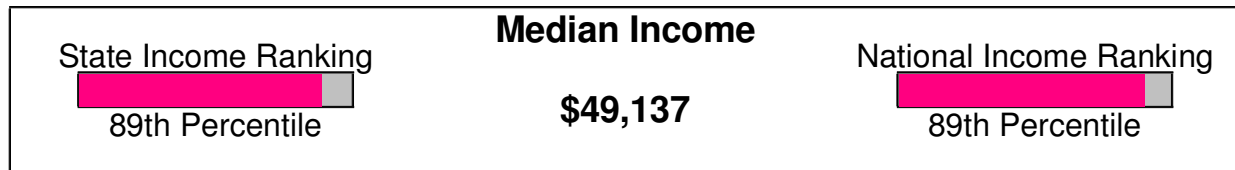
## Hellertown, Borough of

Prepared by RE/MAX Real Estate



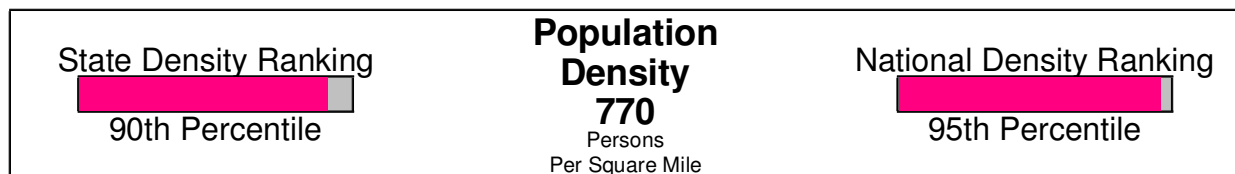


## Income For Northampton County



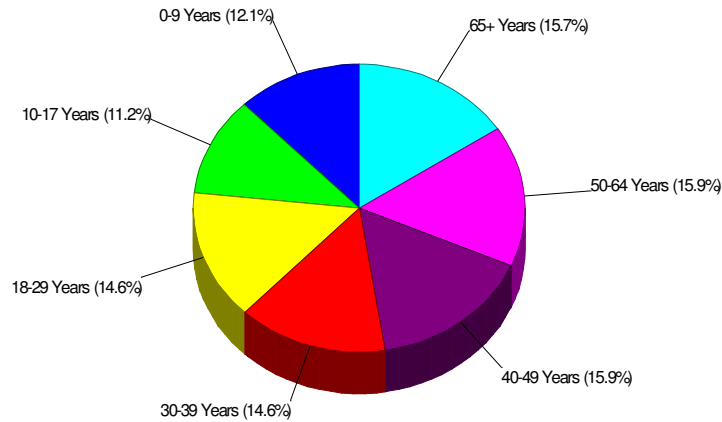
## Population For Northampton County

**Population = 287,767**  
**Land Area = 373.8 Square Miles**



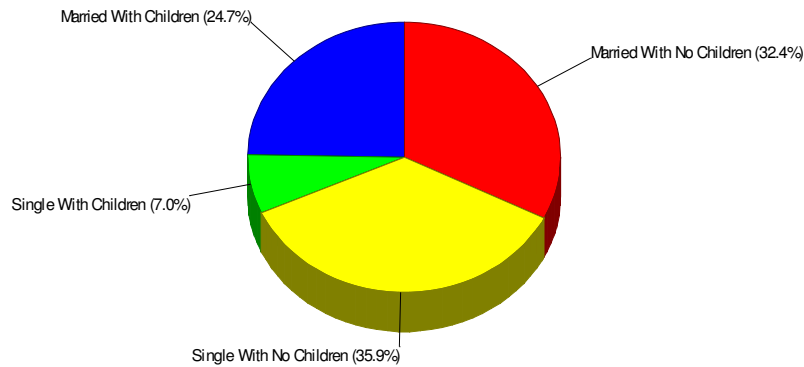


### Age Breakdown For Northampton County Average Age = 38.4 Years



### Household Characteristics For Northampton County

57.1% Married  
31.7% With Children



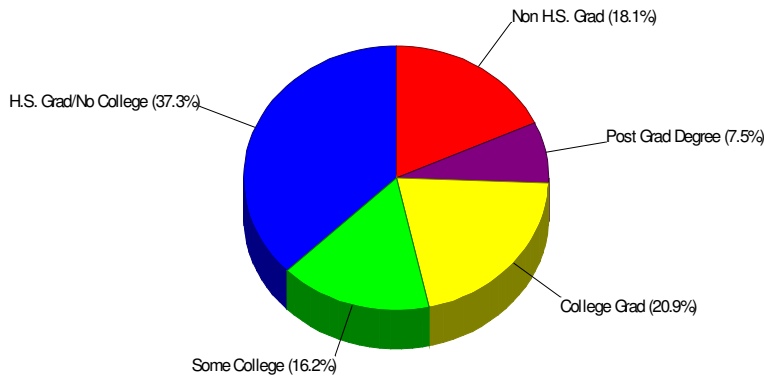
Prepared by RE/MAX Real Estate





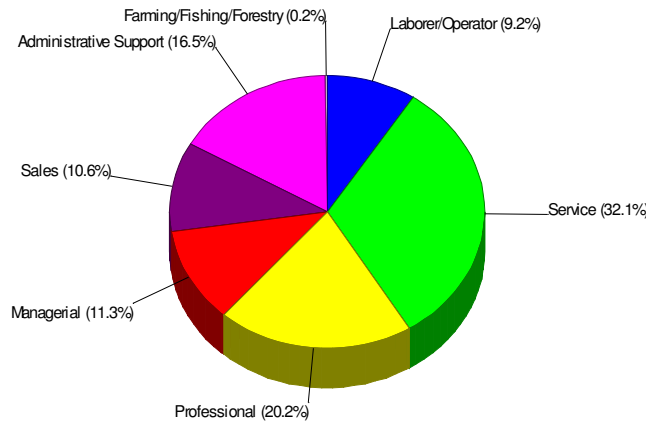
### Adult Education Level For Northampton County

81.9% High School Graduates  
28.4% College Graduates



### Employment For Northampton County

Average Travel Time To Work = 26.3 Minutes



Occupation

