



## Neighborhood Report

**RE/MAX Real Estate**  
**Allentown - Bethlehem - Easton**  
**Office: (A) 610-770-9000**  
**Office: (B) 610-691-6100**  
**Office: (E) 610-258-9600**  
**Web: [www.LehighValleyHome.com](http://www.LehighValleyHome.com)**

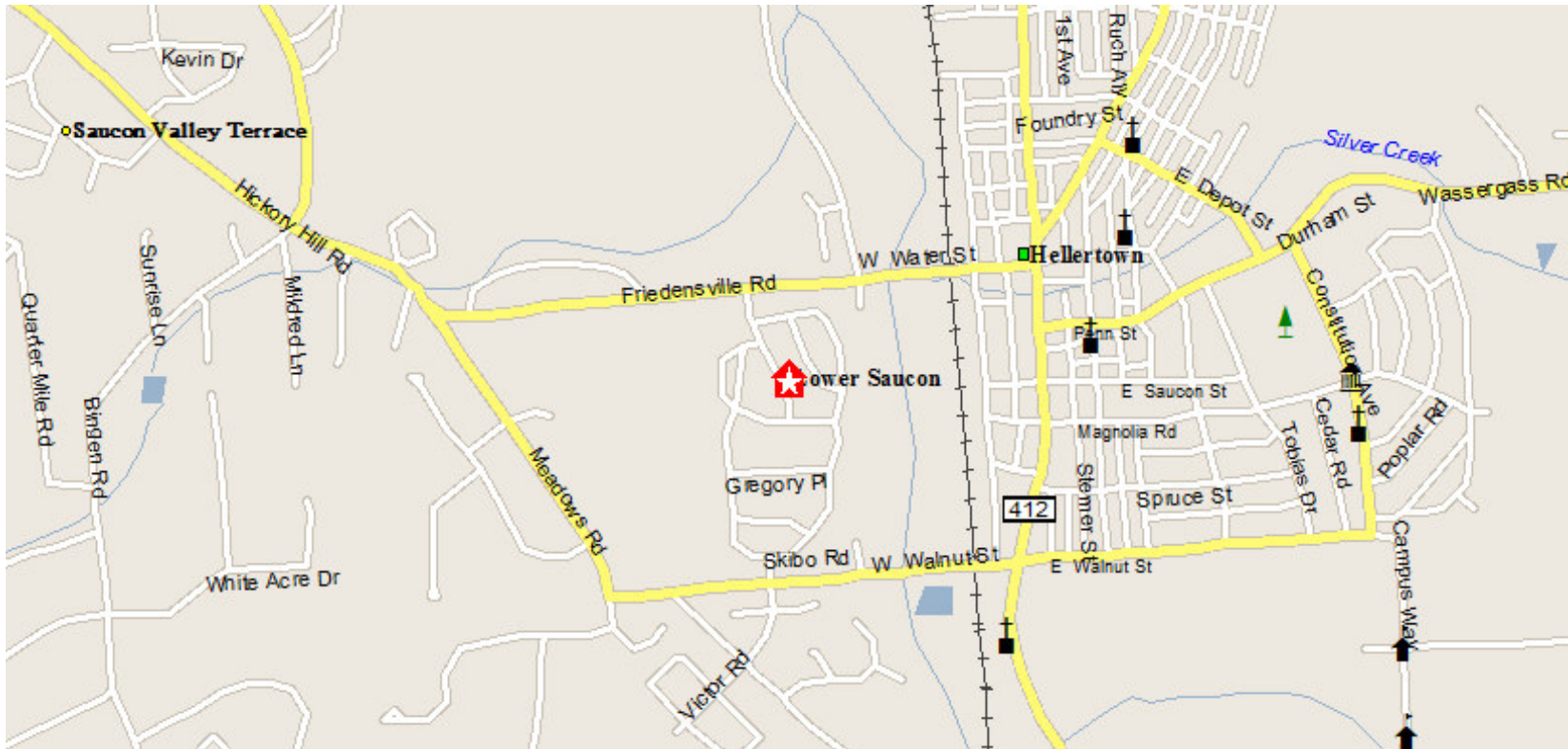


**RE/MAX**  
**real estate**  
Allentown · Bethlehem · Easton





## LOWER SAUCON, TOWNSHIP OF, PA





## Area Facts

---


# Lower Saucon, Township of

Prepared by RE/MAX Real Estate

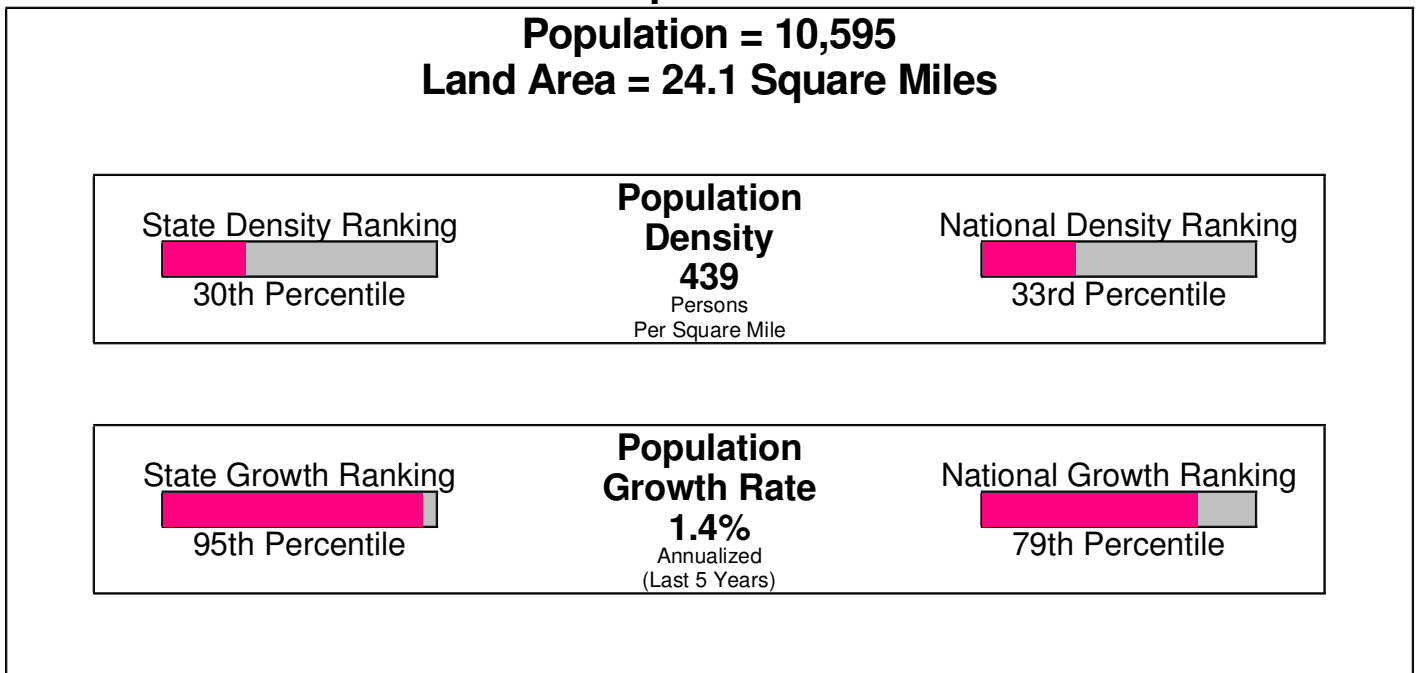




## Income For Township of Lower Saucon

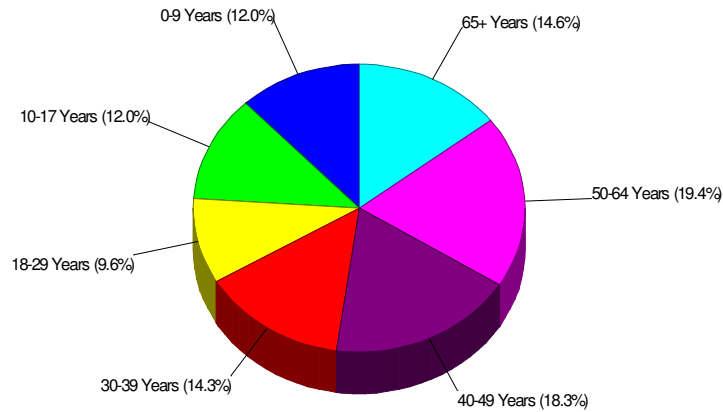


## Population For Township of Lower Saucon



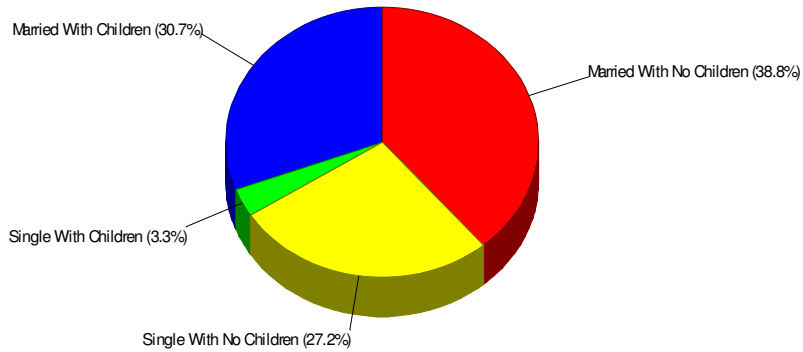


### Age Breakdown For Township of Lower Saucon Average Age = 41.2 Years



### Household Characteristics For Township of Lower Saucon

69.5% Married  
34.1% With Children



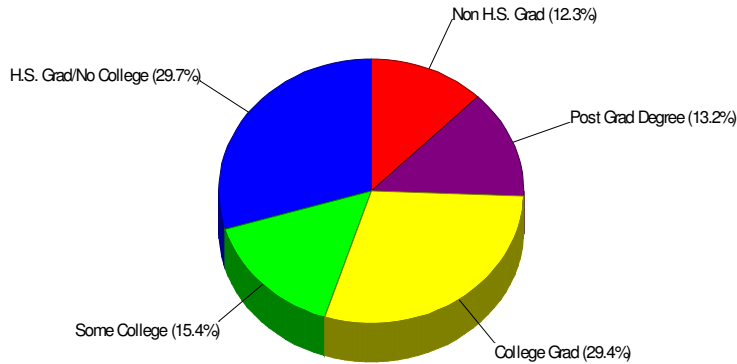
Prepared by RE/MAX Real Estate





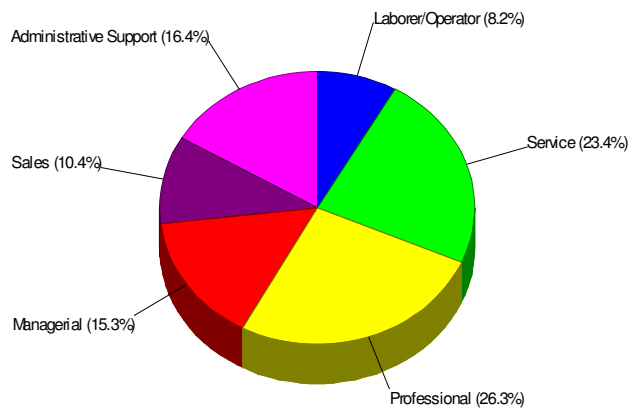
### Adult Education Level For Township of Lower Saucon

**87.7% High School Graduates**  
**42.6% College Graduates**



### Employment For Township of Lower Saucon

**Average Travel Time To Work = 27.9 Minutes**



#### Occupation





## School Information



# Lower Saucon, Township of

Prepared by RE/MAX Real Estate





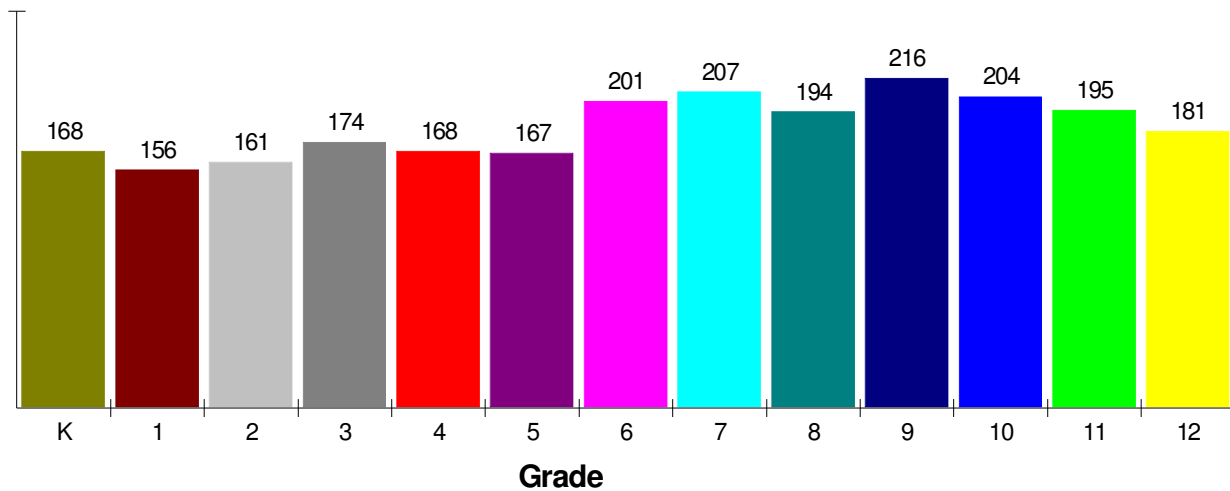
**General Facts  
FOR SAUCON VALLEY SCHOOLS**

SAUCON VALLEY SCHOOLS  
2097 POLK VALLEY RD  
HELLERTOWN, PA 18055

Type:	(610)838-7026	Independent Local District
Grade Range:		K - 12
Schools:		3
Teacher:		163
Students:		2,392
Student/Teacher Ratio:		14.7 To 1
Student/Librarian Ratio:		797.3 To 1
Secondary Student/Guidance Ratio:		199.0 To 1

**Student Enrollment By Grade  
FOR SAUCON VALLEY SCHOOLS**

**Total Enrollment = 2,392**



National Enrollment Ranking: 4,565 of 15,679 (70th Percentile)  
State Enrollment Ranking: 292 of 529 (44th Percentile)

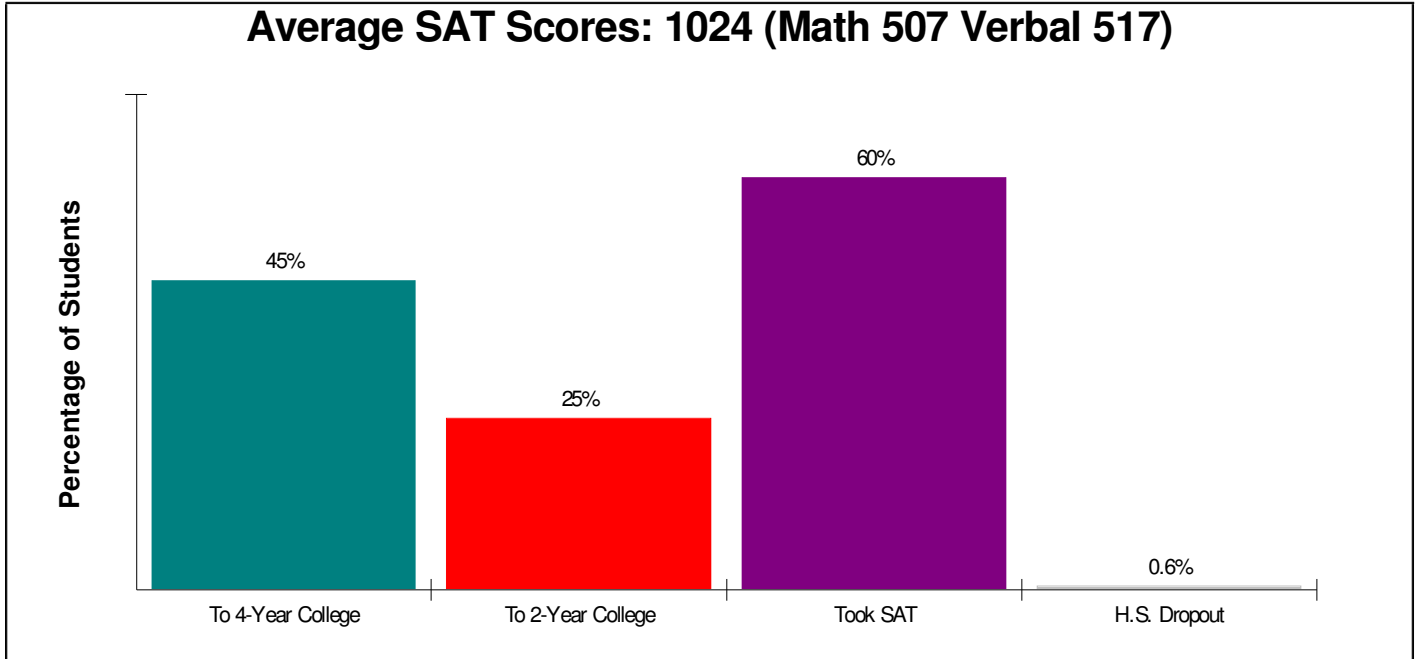






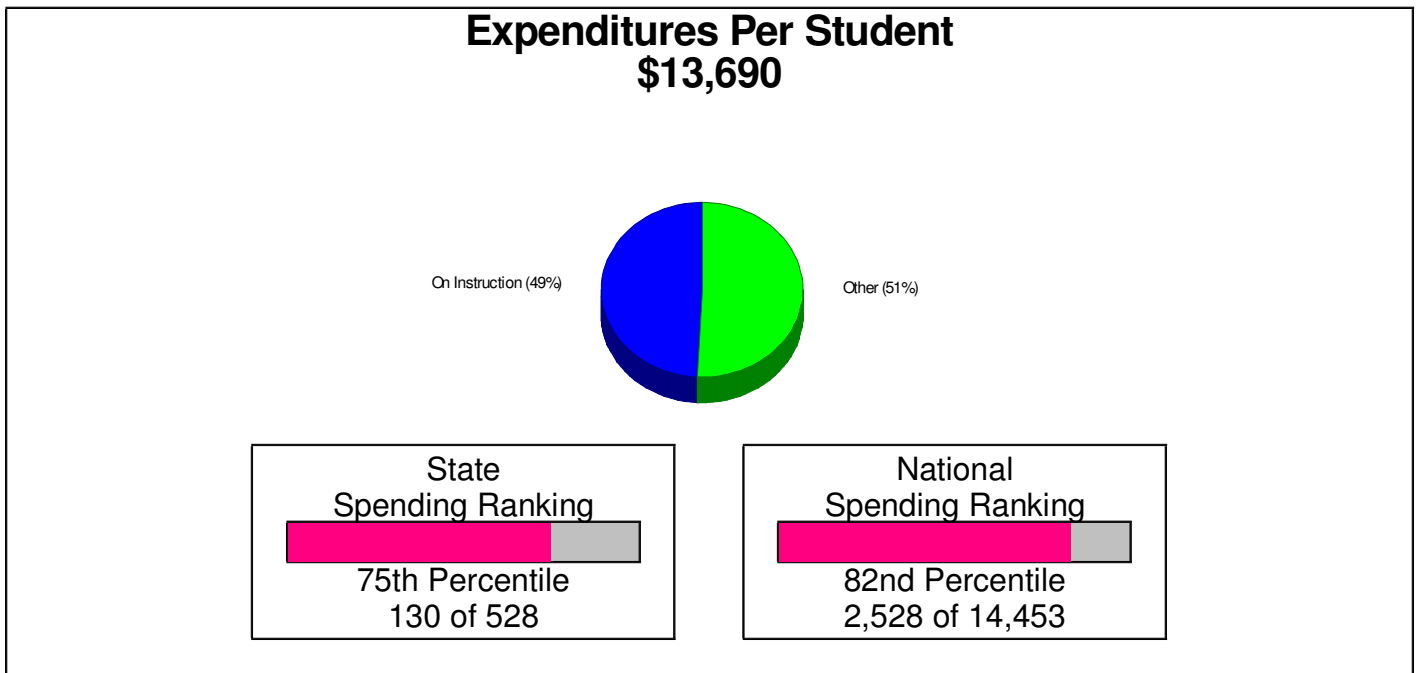
## High School Statistics FOR SAUCON VALLEY SCHOOLS

Average SAT Scores: 1024 (Math 507 Verbal 517)



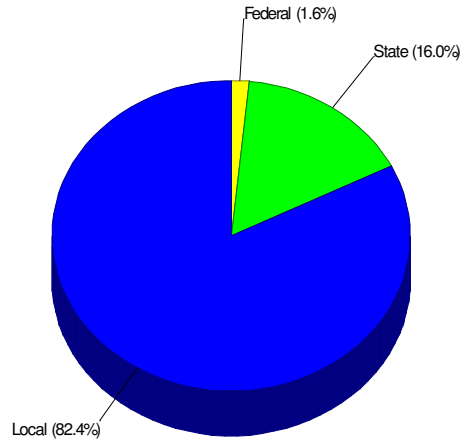
## School Expenditures FOR SAUCON VALLEY SCHOOLS

Expenditures Per Student  
\$13,690





## School Funding FOR SAUCON VALLEY SCHOOLS





## Public Schools for District

---

**SAUCON VALLEY SENIOR HIGH SCHOOL**

2100 POLK VALLEY RD, HELLERTOWN, PA 18055

**Phone:** (610)838-7001**Grades:** 9 - 12

**Distance from Subject:** 1.1 Miles  
**Student/Teacher Ratio:** 14.4 to 1  
**Mascot:** Panthers  
**Average SAT:** 1024 (Math 507 Verbal 517)  
**Students Taking SAT:** 60.0%

**School Type:** Regular  
**Students/Teachers:** 776/54  
**School Colors :** Red & Black  
**Graduates To 2-Year College:** 25.0%  
**Graduates To 4-Year College:** 45.0%

---

**SAUCON VALLEY MIDDLE SCHOOL**

2095 POLK VALLEY RD, HELLERTOWN, PA 18055

**Phone:** (610)838-7071**Grades:** 6 - 8

**Distance from Subject:** 1.1 Miles  
**Student/Teacher Ratio:** 12.3 to 1  
**Mascot:** Panthers

**School Type:** Regular  
**Students/Teachers:** 580/47  
**School Colors :** Red & Black

---

**SAUCON VALLEY ELEMENTARY SCHOOL**

2085 POLK VALLEY RD, HELLERTOWN, PA 18055

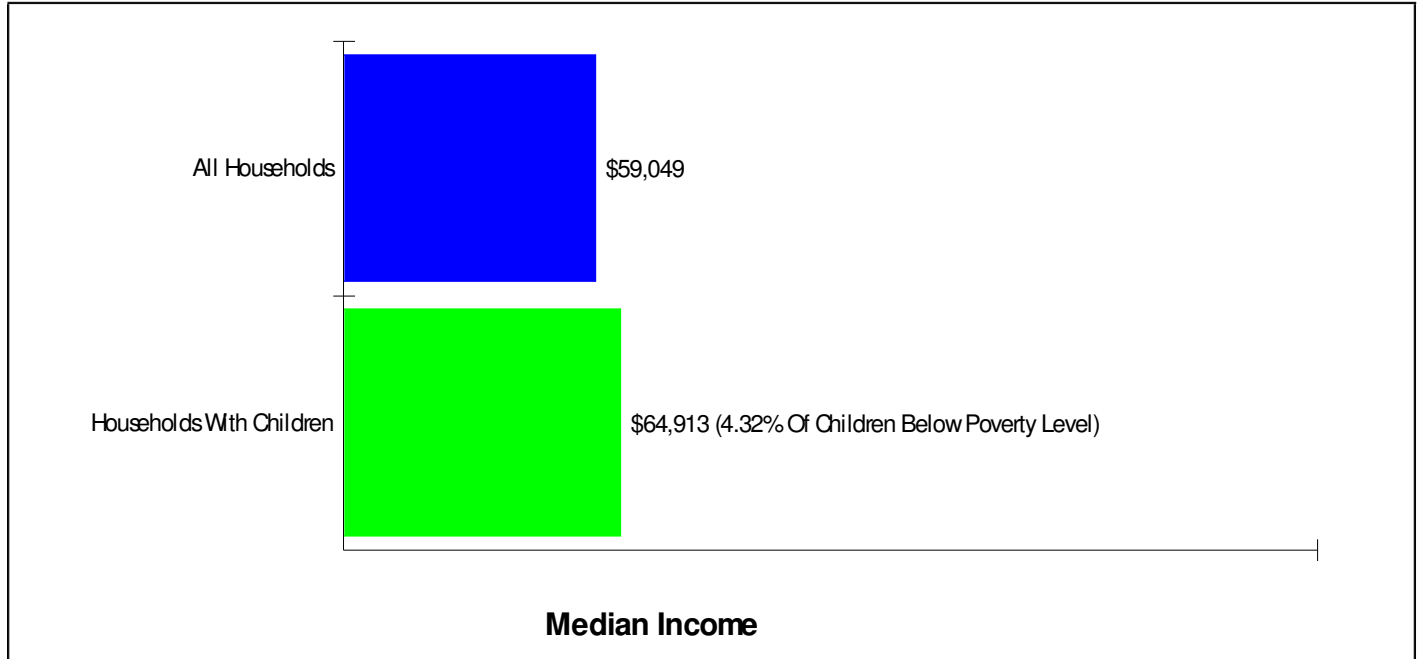
**Phone:** (610)838-9331**Grades:** K - 5

**Distance from Subject:** 1.1 Miles  
**Student/Teacher Ratio:** 15.8 to 1

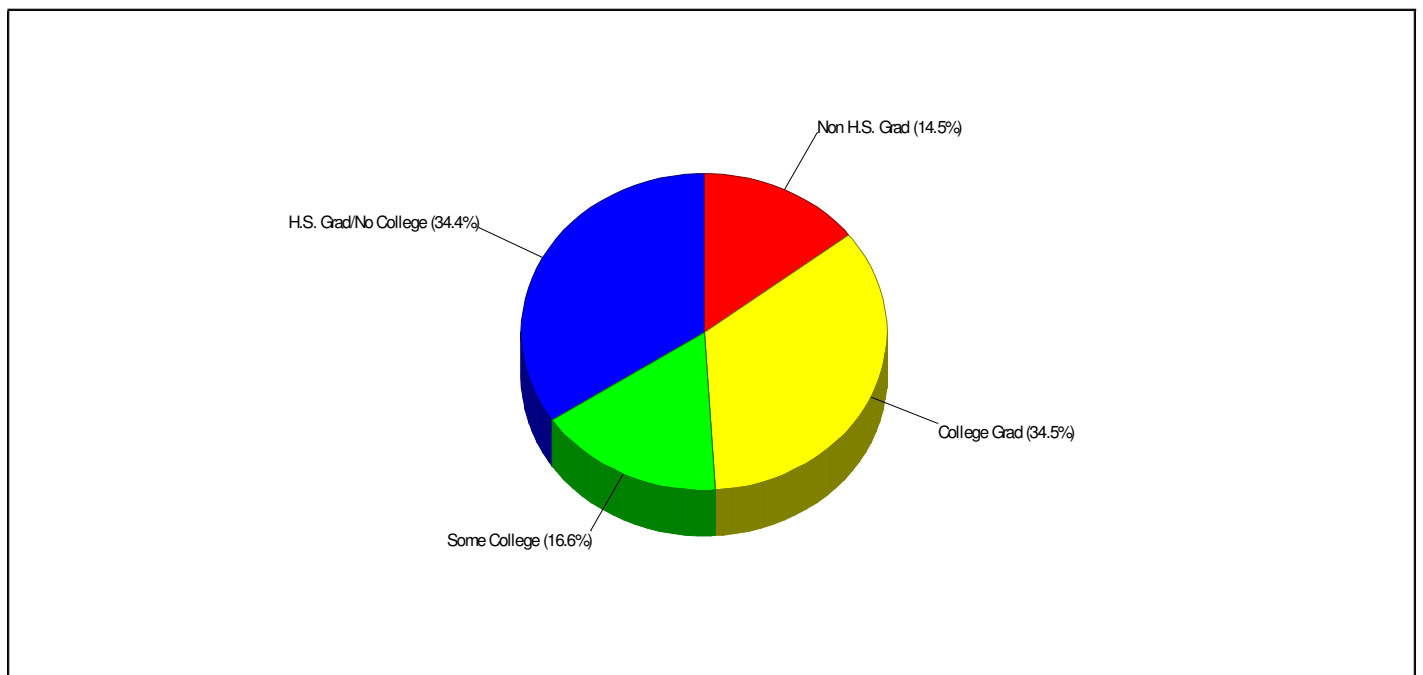
**School Type:** Regular  
**Students/Teachers:** 978/62  
**School Colors :** Red & Black



### Income FOR SAUCON VALLEY SCHOOLS



### Parent Education Level FOR SAUCON VALLEY SCHOOLS



Prepared by RE/MAX Real Estate





## Private Schools

Private School Enrollment= 19.15% within School District

### ST. THERESA SCHOOL

300 Leonard St., HELLERTOWN, PA 18055

**Distance from Subject:** 1.1 Miles

**Affiliation:** Roman Catholic

**Students:** 131

**Student/ Homeroom Ratio:** 13.1

**School Colors:** Maroon & Gold

**Enrollment By Grade:** K-25 1-19 2-15 3-16 4-17 5-15 6-6 7-10 8-8

**Phone:** (610)838-8161

**Grades:** K - 8

**School Type:** Regular

**Gender:** Coed

**Student/Teacher Ratio:** 11.4 to 1

**Mascot:** Cougars

### CONCORDIA LUTHERAN CHURCH & SCH.

BETHLEHEM, PA 18015

**Distance from Subject:** 2.5 Miles

**Affiliation:** Lutheran Church

**Students:** 10

**Enrollment By Grade:** PK-4 K-6

**Phone:** (610)691-7625

**Grades:** PK - K

**School Type:** Not Given

**Gender:** Coed

**Student/Teacher Ratio:** 6.0 to 1

### SS CYRIL - METHODIUS SCHOOL

551 Thomas St., BETHLEHEM, PA 18015

**Distance from Subject:** 2.5 Miles

**Affiliation:** Roman Catholic

**Students:** 138

**Student/ Homeroom Ratio:** 13.8

**School Colors:** Gold & Royal

**Enrollment By Grade:** PK-7 K-15 1-10 2-13 3-18 4-20 5-14 6-6 7-26 8-9

**Phone:** (610)866-0042

**Grades:** PK - 8

**School Type:** Regular

**Gender:** Coed

**Student/Teacher Ratio:** 10.2 to 1

**Mascot:** Wildcats

### HOLY INFANCY SCHOOL

127 E 4th St., BETHLEHEM, PA 18015

**Distance from Subject:** 2.8 Miles

**Affiliation:** Roman Catholic

**Students:** 204

**Student/ Homeroom Ratio:** 20.4

**School Colors:** Royal & White

**Enrollment By Grade:** PK-17 K-16 1-25 2-17 3-23 4-23 5-22 6-22 7-22 8-17

**Phone:** (610)868-2621

**Grades:** PK - 8

**School Type:** Regular

**Gender:** Coed

**Student/Teacher Ratio:** 18.0 to 1

**Mascot:** Beth Stars

### HOLY CHILD SCHOOL

1301 SIOUX STREET, BETHLEHEM, PA 18015

**Distance from Subject:** 3.1 Miles

**Affiliation:** Roman Catholic

**Students:** 157

**Enrollment By Grade:** K-22 1-17 2-20 3-14 4-15 5-19 6-19 7-19 8-12

**Phone:** (610)865-0861

**Grades:** K - 8

**School Type:** Regular

**Gender:** Coed

**Student/Teacher Ratio:** 14.4 to 1



## Private Schools

Private School Enrollment= 19.15% within School District

### KIDS PEACE NATIONAL CENTERS BR

1620 BROADWAY, BETHLEHEM, PA 18015

Distance from Subject: 3.4 Miles

Affiliation: Nonsectarian

Students: 74

Enrollment By Grade: 2-1 3-5 4-10 5-18 6-13 7-15 8-12

Phone: (610)799-8635

Grades: 2 - 8

School Type: Special Education

Gender: Coed

Student/Teacher Ratio: 4.7 to 1

### MORAVIAN ACADEMY LOWER SCHOOL

422 Heckewelder Pl, BETHLEHEM, PA 18018

Distance from Subject: 3.4 Miles

Affiliation: Not Given

Students: 327

Student/ Homeroom Ratio: 17.2

School Colors: Red & Gold

Phone: (610)868-8571

Grades: PK - 5

School Type: Not Given

Gender: Not Given

Mascot: Lions

### MORAVIAN ACADEMY MIDDLE SCHOOL

11 W Market St., BETHLEHEM, PA 18018

Distance from Subject: 3.5 Miles

Affiliation: Not Given

Students: 190

Student/ Homeroom Ratio: 15.8

School Colors: Red & Gold

Phone: (610)866-6677

Grades: 6 - 8

School Type: Not Given

Gender: Not Given

Mascot: Lions

### KIDSPACE N C/ WASHINGTON SCHOOL

1610 E Emmaus Ave, ALLENTOWN, PA 18103

Distance from Subject: 3.8 Miles

Affiliation: Nonsectarian

Students: 167

Student/ Homeroom Ratio: 11.1

School Colors: Maroon & Gray

Enrollment By Grade: UG-167

Phone: (610)799-8000

Grades: Ungraded

School Type: Special Education

Gender: Coed

Student/Teacher Ratio: 8.0 to 1

Mascot: Trusties

### SS SIMON & JUDE ELEMENTARY SCHOOL

714 W Broad St., BETHLEHEM, PA 18018

Distance from Subject: 3.9 Miles

Affiliation: Roman Catholic

Students: 194

Student/ Homeroom Ratio: 21.6

School Colors: Royal & White

Enrollment By Grade: K-25 1-23 2-24 3-26 4-25 5-24 6-17 7-15 8-15

Phone: (610)867-9530

Grades: K - 8

School Type: Regular

Gender: Coed

Student/Teacher Ratio: 17.6 to 1

Mascot: Crusaders



## Housing Information

# Lower Saucon, Township of

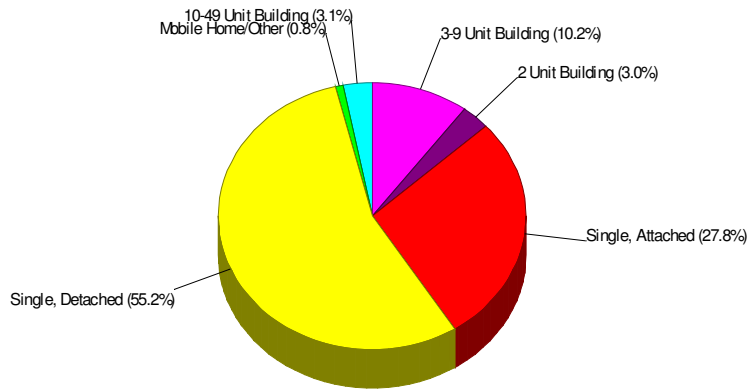
Prepared by RE/MAX Real Estate





## Housing Characteristics For Neighborhood Within Township of Lower Saucon

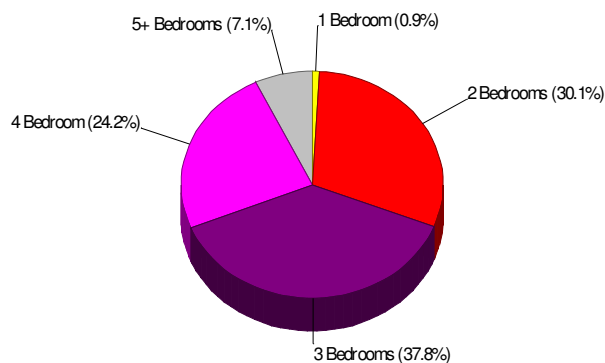
Average Age of Housing 20 years



Type of Dwelling

## Home Ownership For Neighborhood Within Township of Lower Saucon

Owner Occupied Households = 80.3%  
Median Housing Value = \$256,994  
Median Number of Bedrooms = 3



Home Size Breakdown

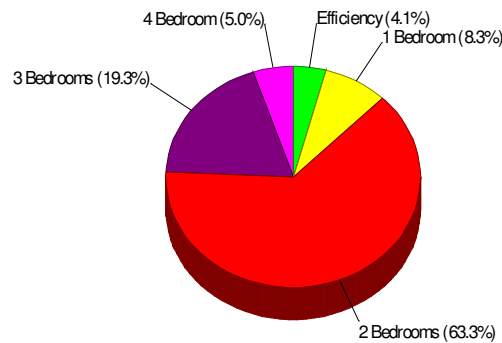




## Rental

### For Neighborhood Within Township of Lower Saucon

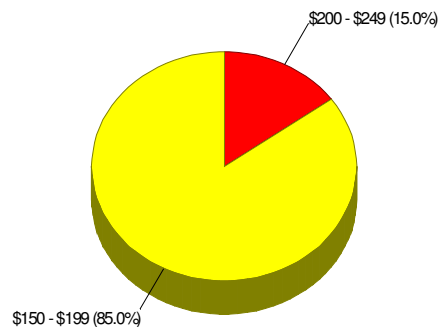
**Renter Occupied Households = 19.7%**  
**Median Monthly Rent = \$654**  
**Median Number of Bedrooms = 2**



Home Size Breakdown

## Home Sales Pricing Pattern (Closest 20)

**Median Price = \$171,000**  
**Average Price = \$178,800**



Dollars In Thousands  
Homes Sold In Past Year

Prepared by RE/MAX Real Estate





## Crime Information

---

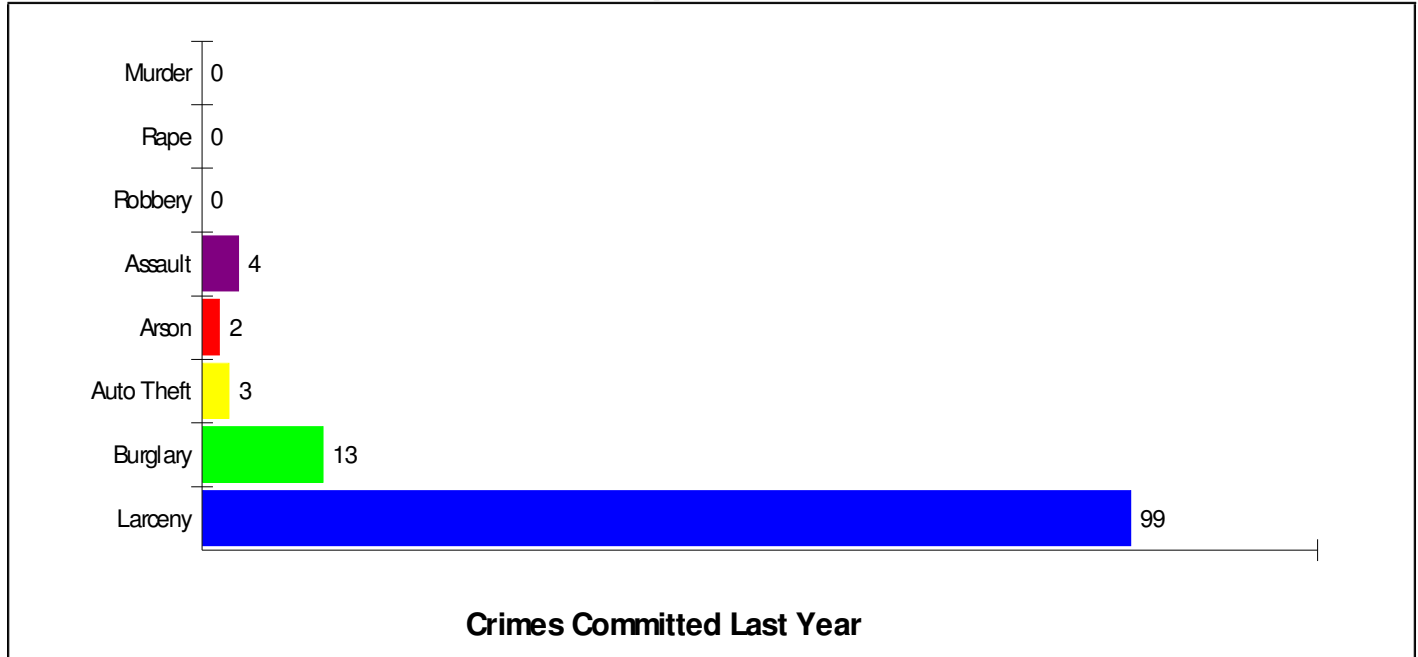
# Lower Saucon, Township of

Prepared by RE/MAX Real Estate

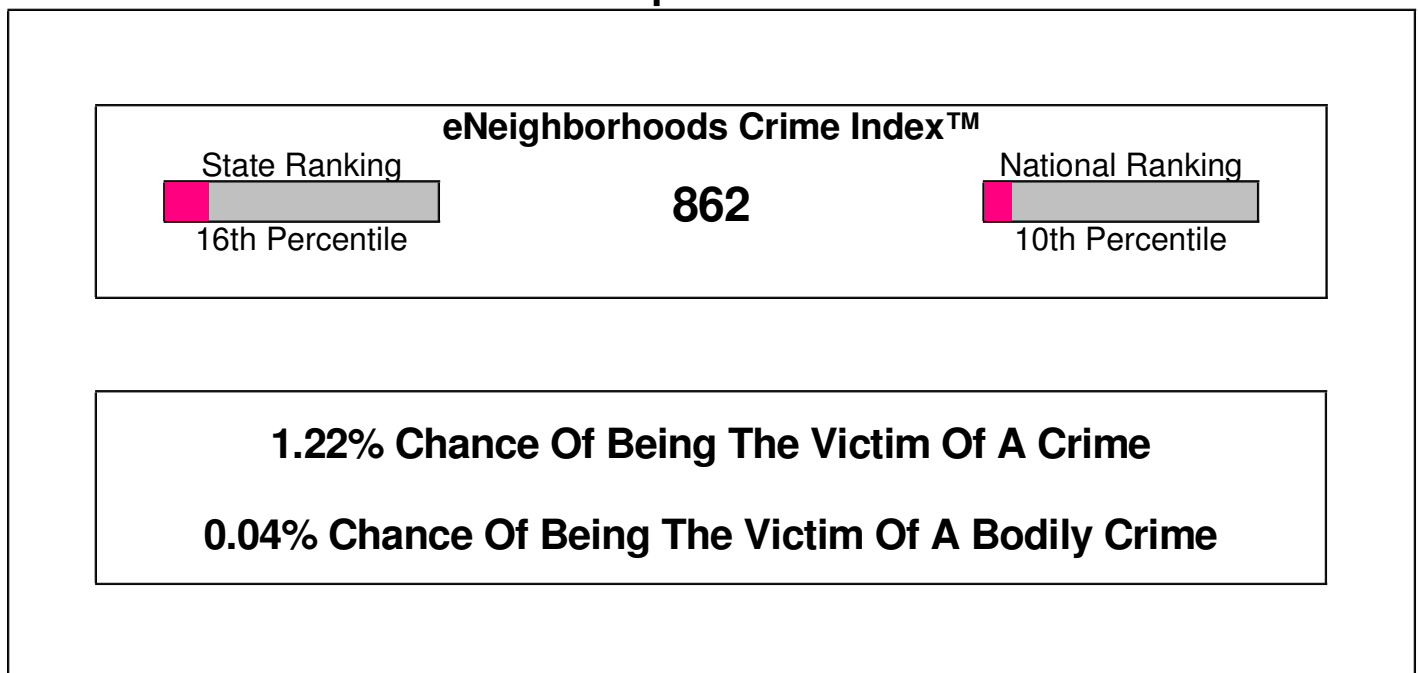




## Crime Incidents For Township of Lower Saucon



## Crime Index For Township of Lower Saucon



Prepared by RE/MAX Real Estate





## Climate Information



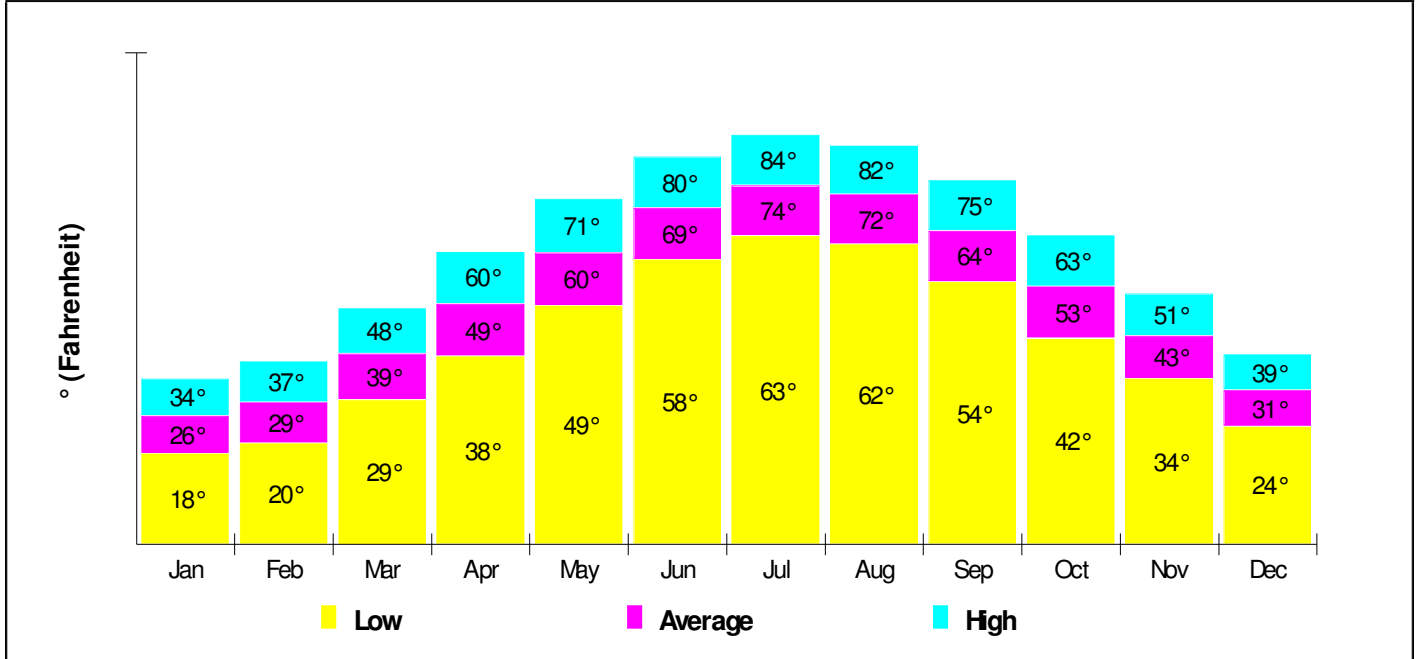
# Lower Saucon, Township of

Prepared by RE/MAX Real Estate

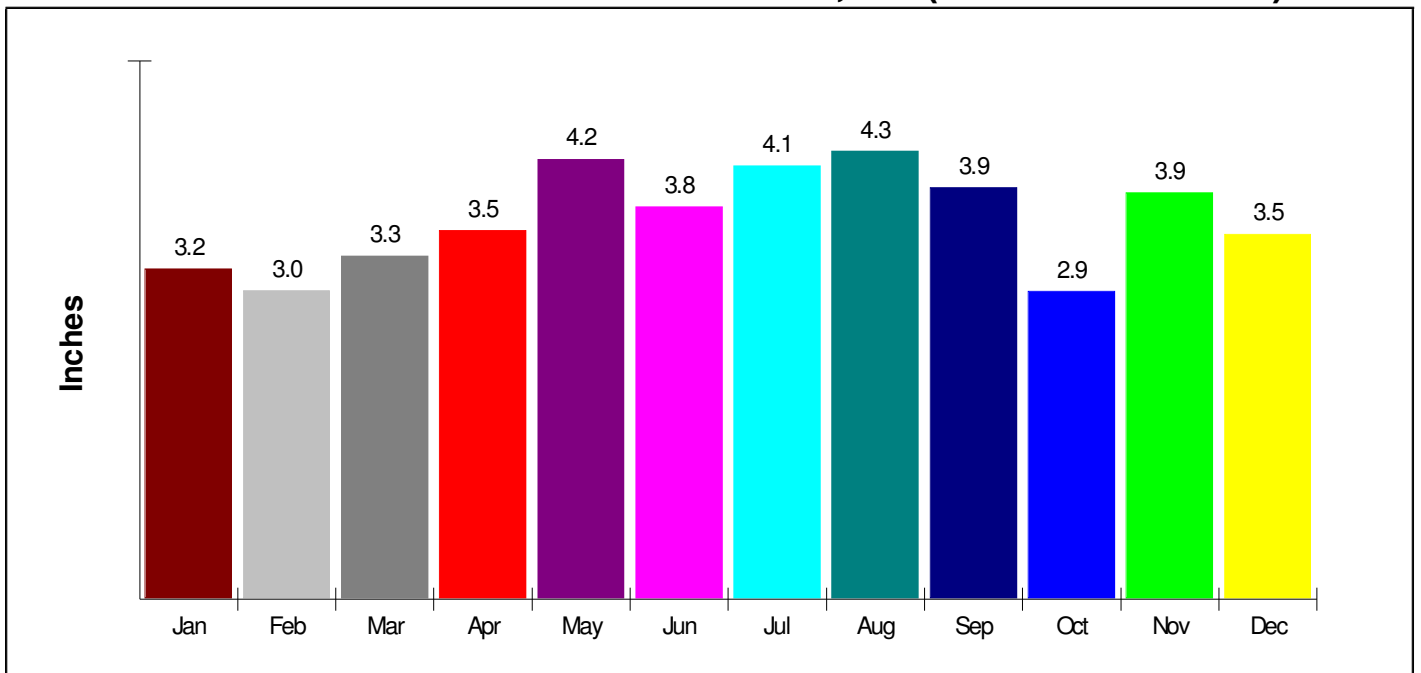




## Temperature Measured at ALLENTOWN AIRPORT, PA (elevation = 388ft. )



## Average Precipitation Measured at ALLENTOWN AIRPORT, PA (elevation = 388ft. )



Prepared by RE/MAX Real Estate





Houses of Worship

**Lower Saucon, Township of**

Prepared by RE/MAX Real Estate





## Houses of Worship

---

**FIRST UNITED CHURCH OF CHRIST** Phone: (610)838-8811  
501 NORTHAMPTON ST, HELLERTOWN, PA 18055 Distance from Subject: 0.50 miles  
Denomination: Churches of Christ

---

**CHRIST LUTHERAN CHURCH** Phone: (610)838-0400  
69 MAIN ST, HELLERTOWN, PA 18055 Distance from Subject: 0.50 miles  
Denomination: Lutheran Churches

---

**SAINT GEORGE'S EPISCOPAL CHURCH** Phone: (610)838-9355  
735 DELAWARE AVE, HELLERTOWN, PA 18055 Distance from Subject: 0.60 miles  
Denomination: Episcopal Churches

---

**SAINT PAUL & SALEM UNITED METHODIST** Phone: (610)838-7918  
939 DETWEILER AVE, HELLERTOWN, PA 18055 Distance from Subject: 0.70 miles  
Denomination: Methodist Churches

---

**MOUNTAINVIEW MORAVIAN CHURCH** Phone: (610)838-9344  
331 CONSTITUTION AVE, HELLERTOWN, PA 18055 Distance from Subject: 0.90 miles  
Denomination: Churches, Denomination Unknown

---

**LOWER SAUCON UNITED CHURCH CHRIST** Phone: (610)838-8821  
1375 3RD AVE, HELLERTOWN, PA 18055 Distance from Subject: 1.00 miles  
Denomination: Churches of Christ

---

**ST THERESA** Phone: (610)838-7645  
255 WILSON AVE, HELLERTOWN, PA 18055 Distance from Subject: 1.00 miles  
Denomination: Catholic Churches

---

**JEHOVAHS WITNESSES KINGDOM HALL** Phone: (610)861-5172  
RR 1, HELLERTOWN, PA 18055 Distance from Subject: 1.30 miles  
Denomination: Jehovah's Witnesses

---

**NEW JERUSALEM EVANGELICAL LUTHERAN** Phone: (610)838-0731  
3233 APPLES CHURCH RD, BETHLEHEM, PA 18015 Distance from Subject: 1.50 miles  
Denomination: Lutheran Churches

---

**STEEL CITY MENNONITE CHURCH** Phone: (610)865-4899  
MIXSELL ST, BETHLEHEM, PA 18015 Distance from Subject: 2.10 miles  
Denomination: Mennonite Churches



## Houses of Worship

---

**SAINT PETERS EVANGELICAL LUTHERAN CHURCH**

W PACKER AV &amp; VINE STS, BETHLEHEM, PA 18015

**Denomination:** Lutheran Churches**Phone:** (610)867-0519**Distance from Subject:** 2.10 miles

---

**B V ASSUMPTION M CHURCH**

BETHLEHEM, PA 18015

**Denomination:** Churches, Denomination Unknown**Phone:** (610)867-7424**Distance from Subject:** 2.10 miles

---

**SMYRNA CHURCH OF THE LORD**

1537 E 6TH ST, BETHLEHEM, PA 18015

**Denomination:** Pentecostal Churches**Phone:** (610)865-4221**Distance from Subject:** 2.30 miles

---

**IGLESIA EVANGELICA HISPANA LUZ**

650 BUCHANAN ST, BETHLEHEM, PA 18015

**Denomination:** Churches, Denomination Unknown**Phone:** (610)954-7989**Distance from Subject:** 2.40 miles

---

**TEMPLO EL REFUGIO**

501 WILLIAMS ST, BETHLEHEM, PA 18015

**Denomination:** Assembly of God Churches**Phone:** (610)868-3610**Distance from Subject:** 2.40 miles





## County Facts



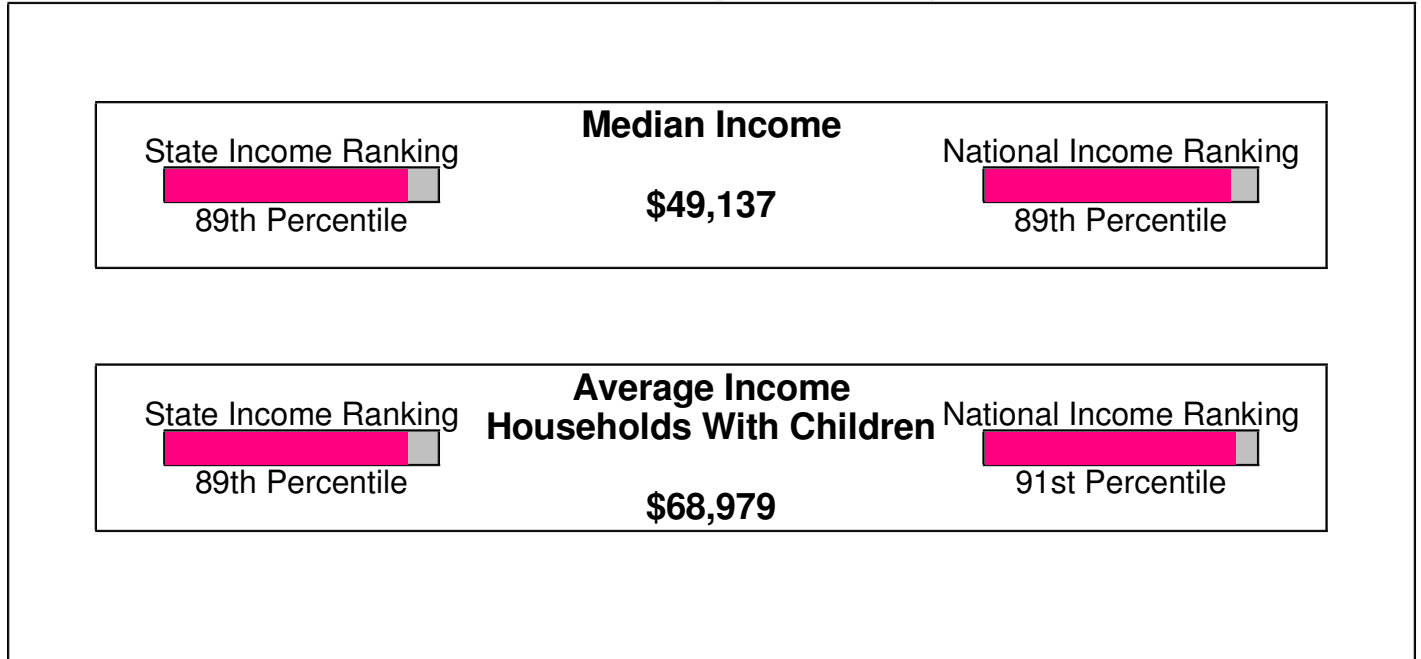
## Lower Saucon, Township of

Prepared by RE/MAX Real Estate

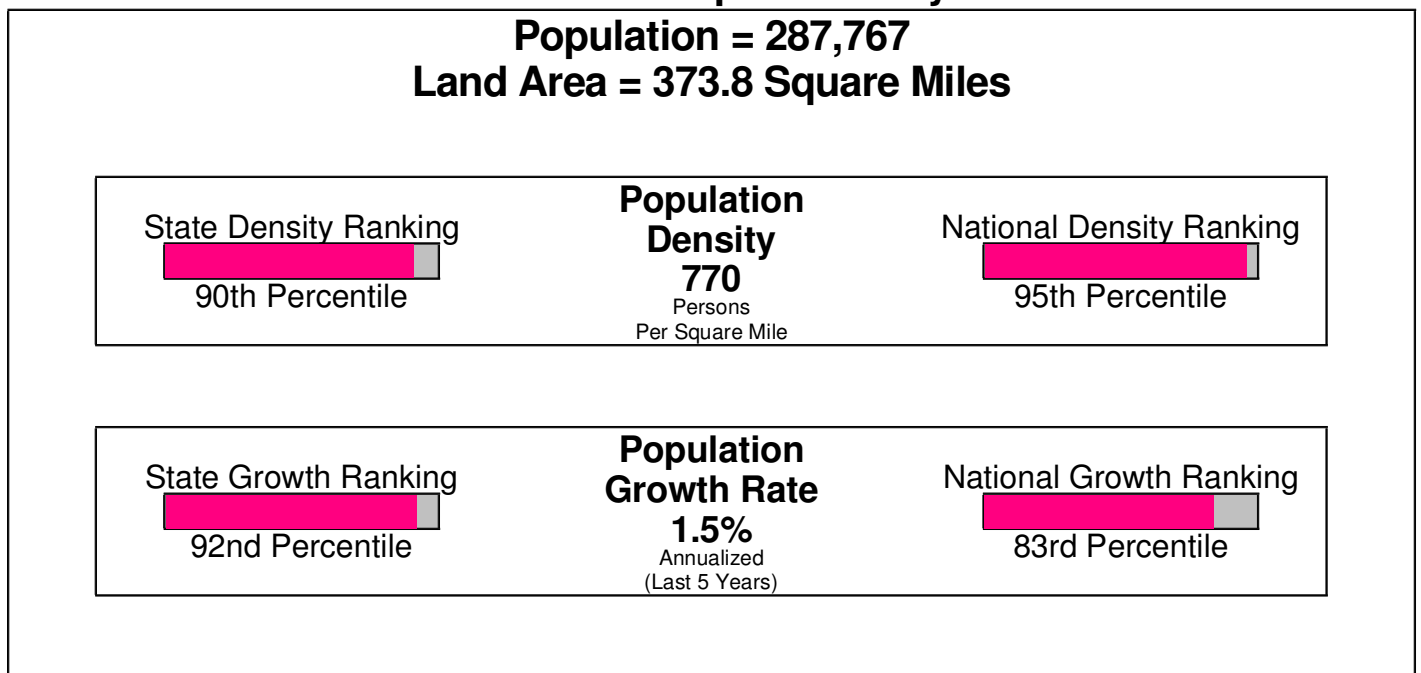




## Income For Northampton County

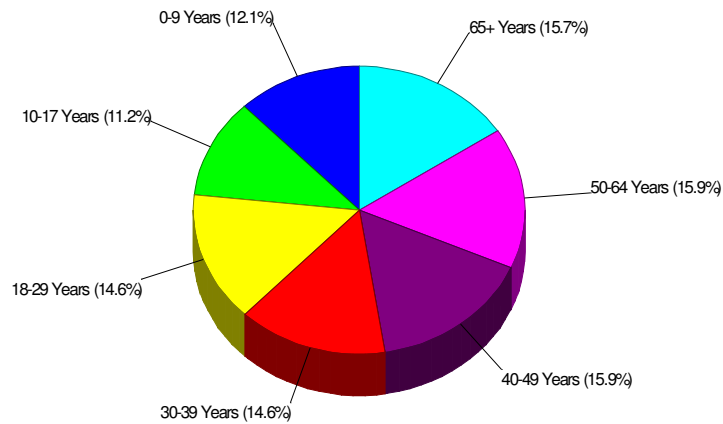


## Population For Northampton County



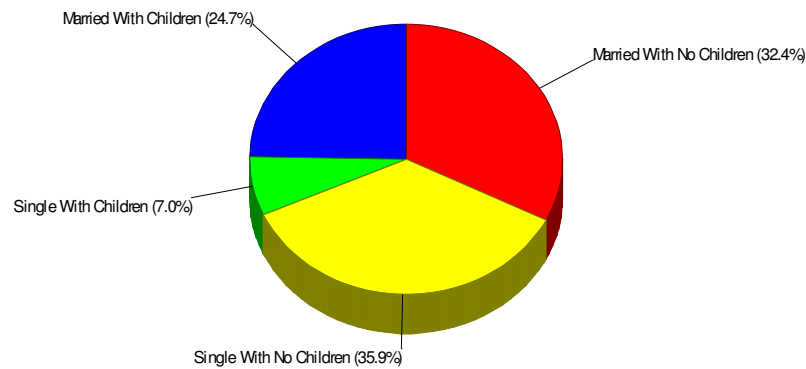


## Age Breakdown For Northampton County Average Age = 38.4 Years



## Household Characteristics For Northampton County

**57.1% Married**  
**31.7% With Children**



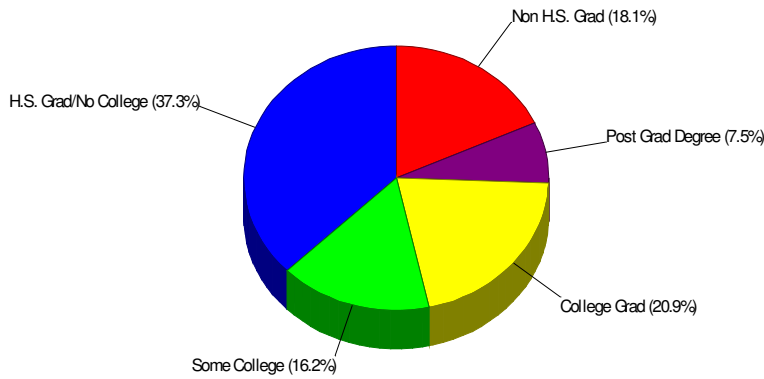
Prepared by RE/MAX Real Estate





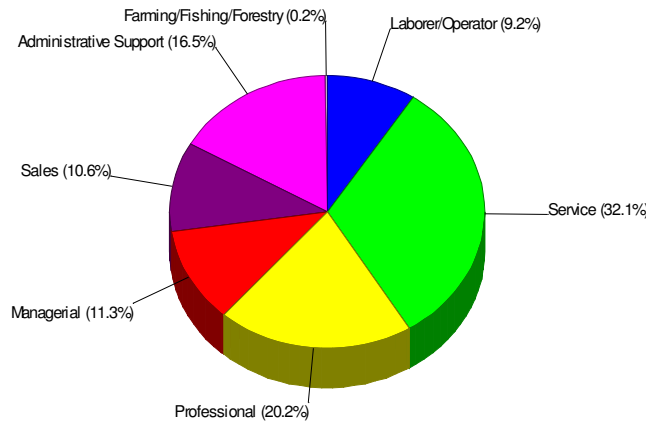
### Adult Education Level For Northampton County

**81.9% High School Graduates  
28.4% College Graduates**



### Employment For Northampton County

**Average Travel Time To Work = 26.3 Minutes**



**Occupation**

